

# Program Outcomes Report

FY 2011-12



**Partnering for outcomes**  
that support children and families



Jacksonville  
Children's  
Commission

Helping Jacksonville Grow Great Kids

# Jacksonville Children's Commission

## Program Outcomes FY 2011-12



The Jacksonville Children's Commission (the Commission) is pleased to provide this detailed program outcomes report as a supplement to our FY 2011-12 Annual Report. This report provides specific detail on early childhood, youth development, assistance for special needs and family programs funded by the Commission during FY 2011-12.

The Commission is a semi-autonomous body within the Executive Branch of the City of Jacksonville. The Commission serves as the central focus for the evaluation, planning and distribution of the city's funds for children and is also responsible for applying for state, federal and private funds for children's programs.

The Commission recognizes its responsibility to invest in our city's most precious resource, our children. We work hand in hand with local nonprofit organizations to improve the health and lives of children living in Duval County. The Commission carefully monitors all programs that it funds and closely tracks program effectiveness and outcomes. The Jacksonville Children's Commission focuses on prevention and early intervention programs so that children: have stable nurturing families; are entering kindergarten ready to learn; have high quality programs after school and during the summer; and get specialized help when they need it. These programs are proven to reduce the downstream costs of special education, foster care, juvenile justice and youth incarceration.

This report provides a picture of the children and families served in Commission-funded programs. Within it you will find detailed demographics for participants served, geographic maps to reference program locations throughout the city, and the funding provided to each program. Program highlights included within this report were submitted by each agency. For afterschool programs, only children who attended thirty days or more are counted as served and included in demographics.

# Table of Contents

<b>Introduction</b>	<b>Page</b>
<b>Map</b> of all Jacksonville Children’s Commission program participants by Zip code .....	5
<b>Demographics</b> of all Jacksonville Children’s Commission program participants .....	6
<b>Map</b> of all Jacksonville Children’s Commission Afterschool program locations.....	7
<b>Demographics</b> of all Jacksonville Children’s Commission Afterschool program participants .....	8

## **Afterschool Programs**

<b>Community Based Afterschool Program</b> .....	9
33 <sup>rd</sup> Street Youth Leadership Program (YLP) Police Athletic League of Jacksonville.....	10
A.L. Lewis Center Community Connections of Jacksonville.....	10
Beaches Club Boys & Girls Clubs of Northeast Florida.....	11
Bridge Urban Springfield (BUS) The Bridge of Northeast Florida.....	11
Davis Center Community Connections of Jacksonville.....	12
Eastside Police Athletic League of Jacksonville.....	12
Laurence F. Lee Boys & Girls Clubs of Northeast Florida.....	13
Mary Lena Gibbs Club Community Center JaxParks.....	13
Mallison Park Police Athletic League of Jacksonville.....	14
Monument Road YLP Police Athletic League of Jacksonville.....	14
NFL Yet Center Boys & Girls Clubs of Northeast Florida.....	15
Normandy Community Center Community Connections of Jacksonville.....	15
Sable Palms Community Connections of Jacksonville.....	16
Southwind Villas The Bridge of Northeast Florida.....	16
Tennis and Tutoring (TNT) MaliVai Washington Kids Foundation.....	17
Victory Pointe Club Boys & Girls Clubs of Northeast Florida.....	17
Woodland Acres Elementary Boys & Girls Clubs of Northeast Florida.....	18
<b>TEAM UP School Based Afterschool Programs</b> .....	19
<b>Comparison</b> TEAM UP Promotion Rates.....	20
<b>Comparison</b> TEAM UP Attendance Under 10 Absences.....	21
<b>Comparison</b> TEAM UP Attendance Over 21 Absences.....	22
Alfred duPont Middle School The Bridge of Northeast Florida.....	23
Andrew Robinson Elementary School The Bridge of Northeast Florida.....	23
Annie R. Morgan Elementary Boys & Girls Clubs of Northeast Florida.....	24
Arlington Middle The Bridge of Northeast Florida.....	24
Biltmore Elementary Wayman Community Development Corporation.....	25
Carter G. Woodson Elementary Communities In Schools of Jacksonville.....	25
Fort Caroline Middle Communities In Schools of Jacksonville.....	26
George Washington Carver Elementary YMCA of Florida’s First Coast.....	26
Highlands Middle Communities In Schools of Jacksonville.....	27
Hyde Grove Elementary Community Connections of Jacksonville.....	27
Jeb Stuart Middle Communities In Schools of Jacksonville.....	28
Jefferson Davis Middle Communities In Schools of Jacksonville.....	28
John Love Elementary Boys & Girls Club of Northeast Florida.....	29
Joseph Stilwell Middle Communities In Schools of Jacksonville.....	29
Justina Road Elementary The Bridge of Northeast Florida.....	30
Lake Forest Elementary Communities In Schools of Jacksonville.....	30

Lake Shore Middle	Communities In Schools of Jacksonville.....	31
Long Branch Elementary	Community Connections of Jacksonville .....	31
M. L. King Elementary	Community Connections of Jacksonville.....	32
Matthew W. Gilbert Middle	Communities In Schools of Jacksonville.....	32
Mayport Middle	Communities In Schools of Jacksonville.....	33
B.O.L.D. Project - Eugene Butler Middle	Boys & Girls Club of Northeast Florida.....	33
B.O.L.D. Project - S.P. Livingston Elementary	Boys & Girls Club of Northeast Florida.....	34
North Shore Elementary	The Bridge of Northeast Florida.....	34
Northwestern Middle	Communities In Schools of Jacksonville.....	35
Oak Hill Elementary	Community Connections of Jacksonville.....	35
Pickett Elementary	Communities In Schools of Jacksonville.....	36
Pine Forest Elementary	Wayman Community Development Corporation.....	36
Pinedale Elementary	Communities In Schools of Jacksonville.....	37
R. L. Brown Elementary	Police Athletic League of Jacksonville.....	37
Reynolds Lane Elementary	Communities In Schools of Jacksonville.....	38
Ribault Middle	Communities In Schools of Jacksonville.....	38
Rufus Payne Elementary	YMCA of Florida's First Coast.....	39
Rutledge Pearson Elementary	The Bridge of Northeast Florida.....	39
S.A. Hull Elementary	Communities In Schools of Jacksonville.....	40
Sadie Tillis Elementary	Communities In Schools of Jacksonville.....	40
Sallye B. Mathis Elementary	Communities In Schools of Jacksonville.....	41
Southside Middle	Boys & Girls Club of Northeast Florida.....	41
St. Clair Evans Academy (K-5)	Wayman Community Development Corporation.....	42
Wayman Academy of the Arts (K-5)	Wayman Community Development Corporation.....	42
West Jacksonville Elementary	Boys & Girls Club of Northeast Florida.....	43
Woodland Acres Elementary	Communities In Schools of Jacksonville.....	43

**Special Needs TEAM UP School Based Afterschool Programs..... 44**

Alden Road Exceptional Student Center	Hope Haven Children’s Clinic and Family Center.....	45
Palm Avenue Exceptional Student Center	Police Athletic League of Jacksonville.....	45

**Mental Health Programs..... 46**

Full Service Schools - Beaches	Child Guidance Center, Inc.....	47
Full Service Schools - Behavioral Services	Northwest Behavioral Health Services, Inc.....	47
Full Service Schools of Jacksonville	Daniel Memorial, Inc. ....	48
Full Service Schools Communities	Child Guidance Center, Inc.....	48
Full Service Schools Sandalwood	Child Guidance Center, Inc.....	49
Full Service Schools	Mental Health Resource Center, Inc.....	49
Outpatient Counseling	Child Guidance Center, Inc.....	50

**Mentoring..... 51**

Bigs In Communities and Sites (BICS)	Big Brothers Big Sisters of Northeast Florida, Inc.....	52
Take Stock in Children	Florida State College of Jacksonville .....	52
Tipping the Scales	The Bridge of Northeast Florida.....	53
Yes You! Mentoring	Wayman Community Development Corporation.....	53

<b>Summer Camp</b> .....	54
<b>Demographics</b> of Summer Camp Participants .....	54
<b>Map</b> of Summer Camp Sites .....	55
<b>Site List</b> with number of seats at each site.....	56

**Programs Providing Extra Help for Children or Families with Specific Needs**

Alternative to Truancy Out of School Suspension (ATOSS)	Duval County Public Schools.....	61
Family Connection	Youth Crisis Center, Inc.,.....	61
Dropout Prevention	PACE Center for Girls, Inc.....	62
Project Prepare	Daniel Memorial, Inc.....	62
Project Second Chance	Youth Crisis Center, Inc.....	63
Extended Care and Therapy	DLC Nurse and Learn.....	63
BASICS	Hope Haven Children's Clinic and Family Center.....	64
Respite Care/Children Services	New Heights of Northeast Florida.....	64
Early Childhood Development Services	Sulzbacher Center.....	65
Bridge Connection 1 Teen Pregnancy	The Bridge of Northeast Florida.....	65
Healthy Families	Community Connections of Jacksonville.....	66
Healthy Families	The Bridge of Northeast Florida .....	66
Born Learning	United Way of Northeast Florida .....	67

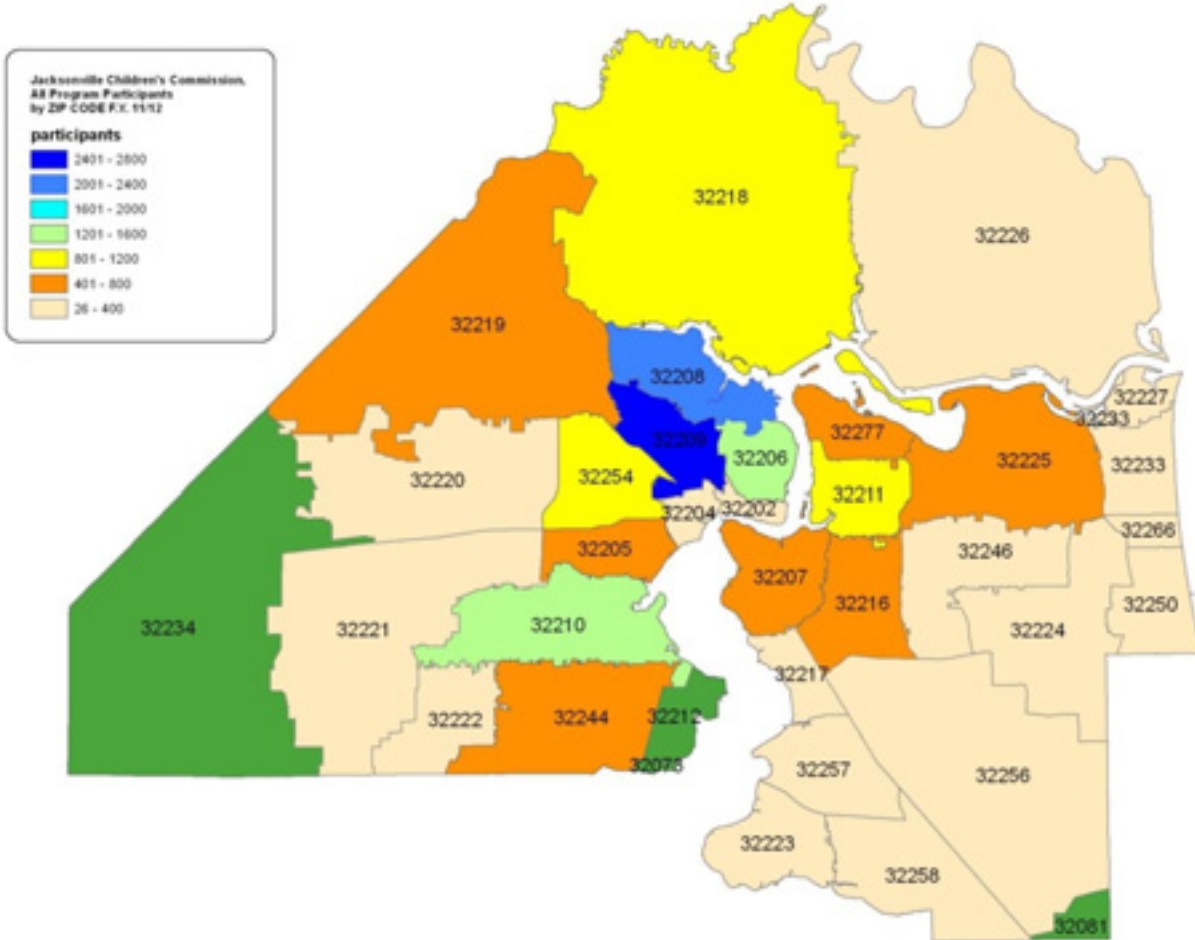
**Programs to Improve the Quality of Early Learning.....**68

Early Learning Program	Episcopal Children’s Services, Inc.....	69
Early Learning	Jacksonville Urban League.....	69
Early Learning Program	Early Learning Coalition of Duval.....	70

# All Jacksonville Children's Commission

## Program Participants by Zip Code

FY 2011-12



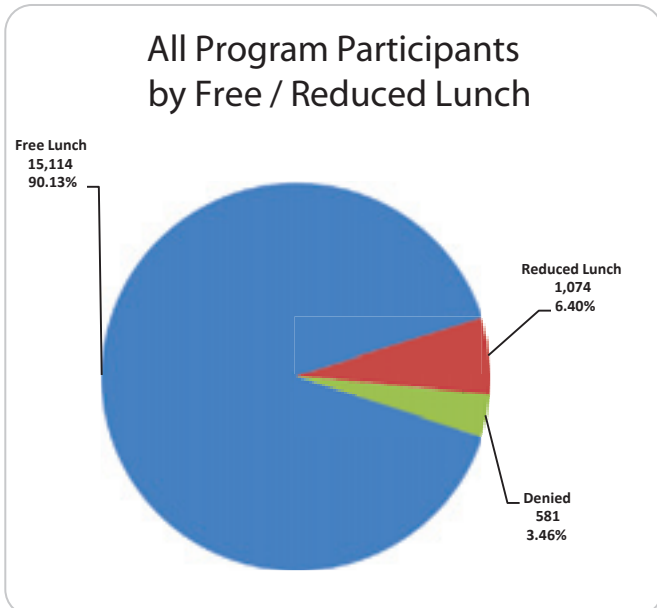
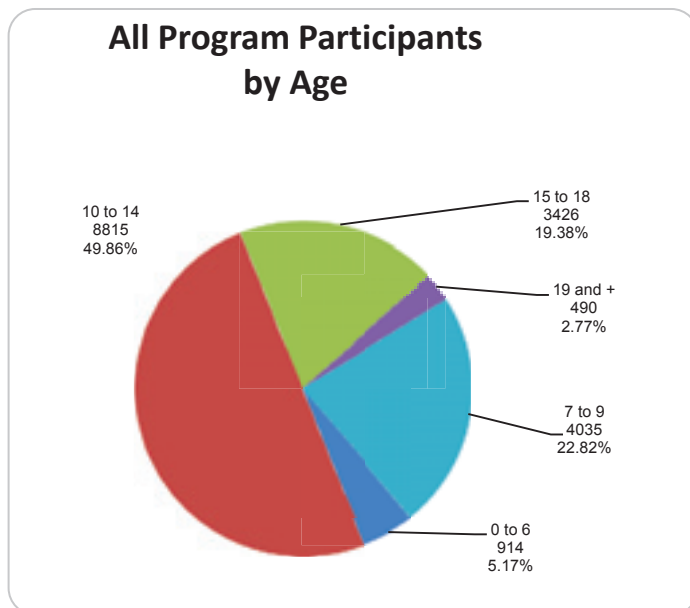
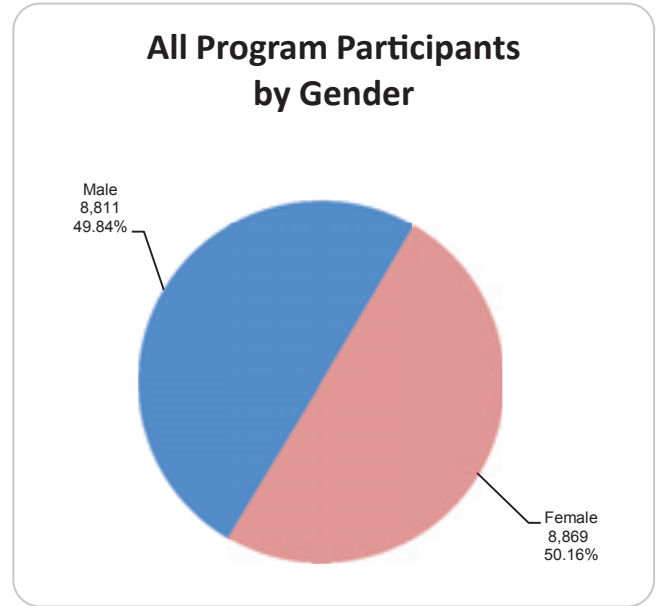
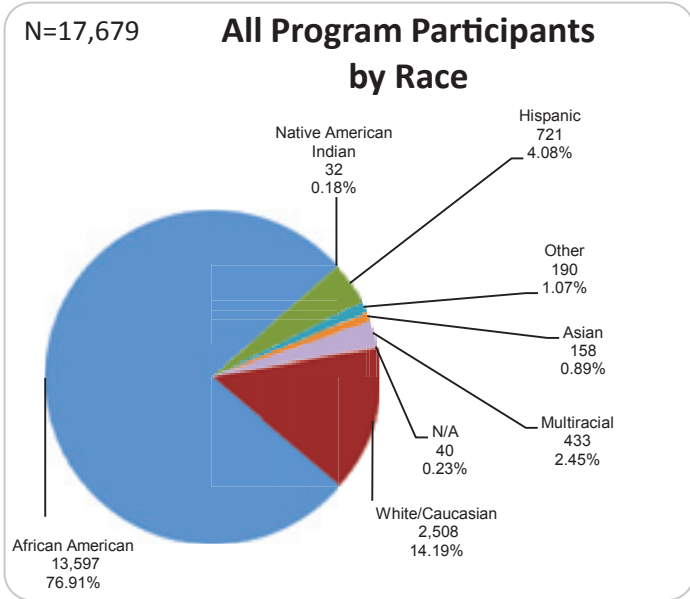
ZIP CODE	Participants	Percent
32202	334	1.93%
32204	212	1.22%
32205	604	3.48%
32206	1449	8.36%
32207	531	3.06%
32208	2118	12.21%
32209	2657	15.32%
32210	1208	6.97%
32211	877	5.06%
32216	715	4.12%
32217	207	1.19%

ZIP CODE	Participants	Percent
32218	956	5.51%
32219	402	2.32%
32220	89	0.51%
32221	285	1.64%
32222	42	0.24%
32223	59	0.34%
32224	137	0.79%
32225	447	2.58%
32226	63	0.36%
32218	956	5.51%
32227	26	0.15%

ZIP CODE	Participants	Percent
32233	333	1.92%
32244	749	4.32%
32246	346	2.00%
32250	193	1.11%
32254	1103	6.36%
32256	108	0.62%
32257	218	1.26%
32258	54	0.31%
32266	65	0.37%
32277	755	4.35%
Other ZIP Codes	71	0.41%

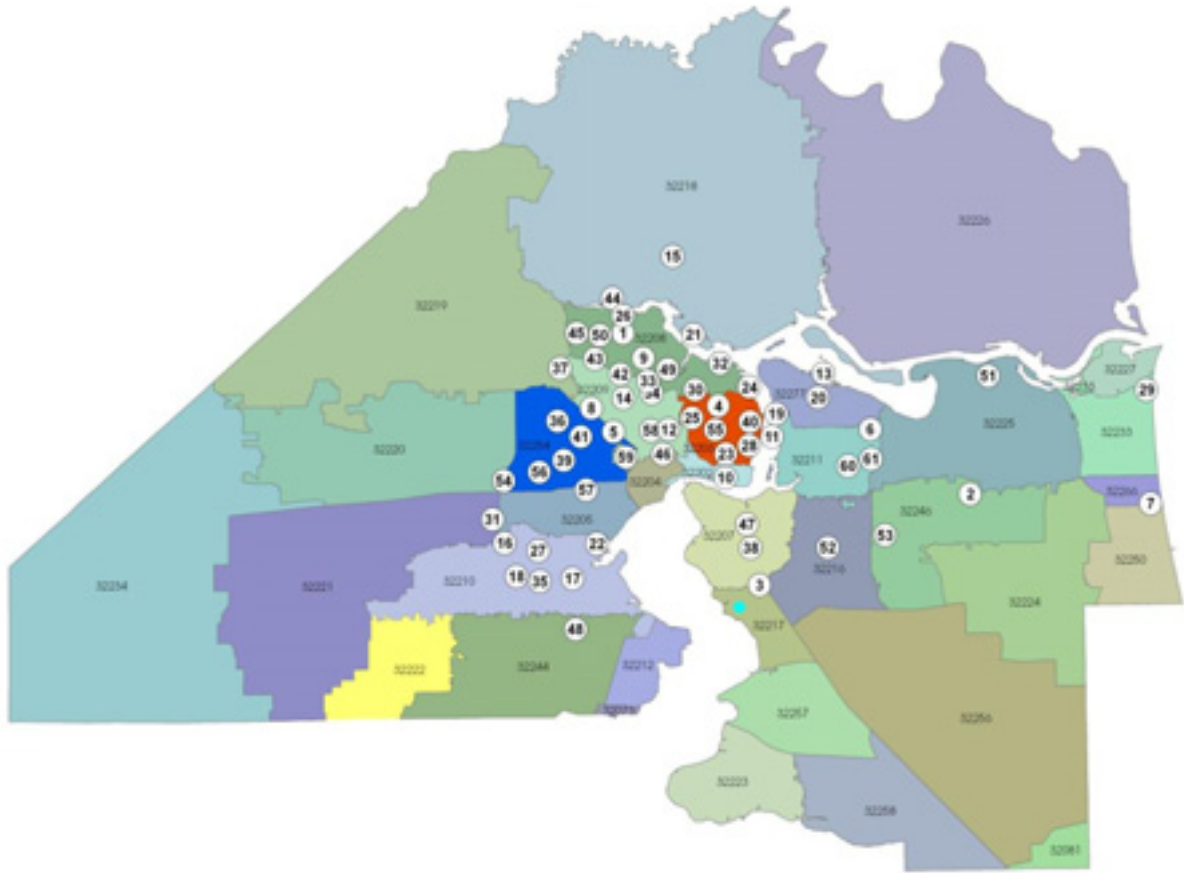
# Demographics of All Jacksonville Children's Commission Program Participants

FY 2011-12



# Jacksonville Children's Commission, All Afterschool Program Locations

## FY 2011-12



Afterschool Program	Page
1 - A.L. Lewis Center	10
2 - Alden Road Excep. Student Center	45
3 - Alfred I. duPont Middle School	23
4 - Andrew Robinson Elementary	23
5 - Annie Morgan Elementary	24
6 - Arlington Middle School	24
7 - Beaches Club	11
8 - Biltmore Elementary	25
9 - Carter Woodson Elementary	25
10 - Davis Center	12
11 - Eastside - PAL	12
12 - Eugene Butler Middle School	33
13 - Ft. Caroline Middle School	26
14 - George W. Carver Elementary	26
15 - Highlands Middle School	27
16 - Hyde Grove Elementary	27
17 - Jeb Stuart Middle School	28
18 - Jefferson Davis Middle School	28
19 - John Love Elementary	29
20 - Justina Road Elementary	30
21 - Lake Forest Elementary	30

Afterschool Program	Page
22 - Lake Shore Middle School	31
23 - Lee Club	13
24 - Long Branch Elementary	31
25 - Mal'Vai Washington Kids Found. - TnT	17
26 - Martin Luther King Elementary	32
27 - Mary Lena Gibbs	13
28 - Matthew Gilbert Middle School	32
29 - Mayport Middle School	33
30 - NFL YET (Youth Education Town)	15
31 - Normandy Community Center	15
32 - North Shore Elementary	34
33 - Northside - PAL on 33rd	10
34 - Northwestern Middle School	35
35 - Oak Hill Elementary	35
36 - Palm Avenue Exceptional Student	45
37 - Pickett Elementary	36
38 - Pine Forest Elementary	36
39 - Pinedale Elementary	37
40 - R. L. Brown Elementary	37
41 - Reynolds Lane Elementary	38
42 - Ribault Middle School	38

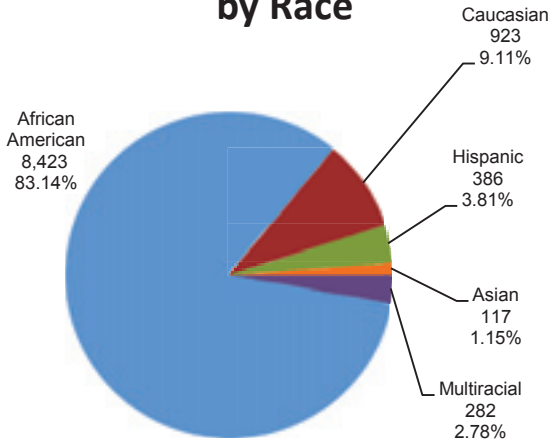
Afterschool Program	Page
43 - Rufus E. Payne Elementary	39
44 - Rutledge Pearson Elementary	39
45 - S.A. Hull Elementary	40
46 - S.P. Livingston Elementary	34
47 - Sable Palms	16
48 - Sadie T. Tillis Elementary	40
49 - Saint Clair Evans Academy	42
50 - Sallye B. Mathis Elementary	41
51 - Southside - PAL Monument	14
52 - Southside Middle School	41
53 - Southwind Villas	16
54 - Stilwell Middle School	29
55 - The Bridge BUS Program	11
56 - Victory Point Club	17
57 - Wayman Academy of the Arts	42
58 - West Jacksonville Elementary	43
59 - Westside - PAL at Mallison Park	14
60 - Woodland Acres Club	18
61 - Woodland Acres Elementary	43



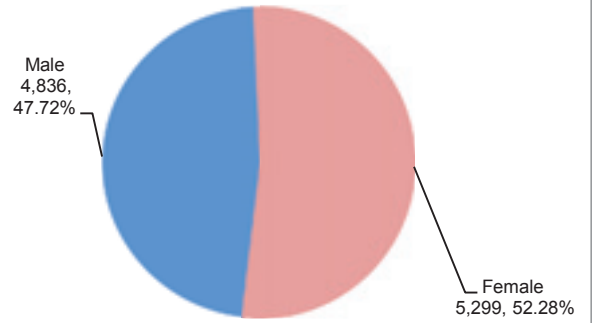
# Demographics of Jacksonville Children's Commission

## Afterschool Program Participants

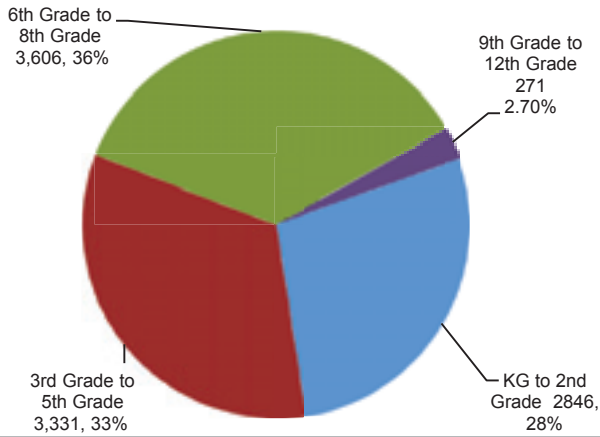
### Afterschool Participants by Race



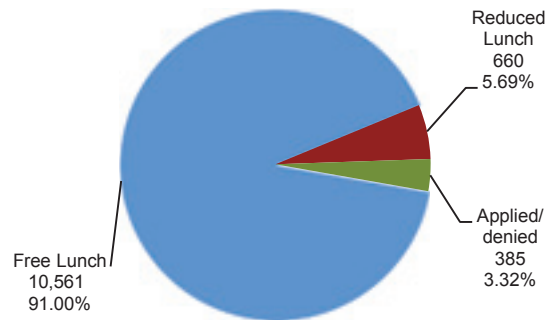
### Afterschool Participants by Gender



### Afterschool Participants by Grade



### Afterschool Participants by Free and Reduced Lunch



## **Community Based Afterschool Programs**

Community based afterschool programs provide academic support and enrichment activities, such as field trips, sports and arts. These programs are located throughout the City of Jacksonville in various private nonprofit facilities, parks and recreation sites, and housing development community centers. Most community based afterschool programs operate over 10 months per year. Services are provided directly after school for 3-6 hours per day, 5 days per week. These sites also provide summer camp programs of varying length. Some community based afterschool programs provide unique enrichment or sport activities, such as drama or tennis. The mission of community based afterschool programs is to improve the academic achievement and social skills of at risk children, while providing a safe and structured environment for children to learn and grow.

The following program highlights were submitted by the provider agency.

### 33<sup>rd</sup> Street YLP - Community Based Afterschool, Police Athletic League of Jacksonville

**Program Address:** 2165 W. 33rd St., 32209  
**Total Contract Amount:** \$93,473  
**Contracted ADA:** 75  
**Total Children Served:** 107

**Funding Source:** Children's Commission  
**Actual Amount Spent:** \$89,499.35  
**Actual ADA:** 81  
**Children Served 60+ Days:** 89

**Program Highlights**

PAL’s Afterschool Program located at 33rd Street –Northside achieved an average daily attendance of 108%, an overall promotion rate of 94% and developed a partnership with St. Vincent’s Medical Center to provide health, nutrition and physical fitness education to PAL children and their families.

Goals	Met Goal	Outcome
1) 85% of participating youth who attend the afterschool program for at least 60 days will be promoted to the next grade.	Y	94.4%
2) 85% of participating youth who attend the afterschool program for at least 60 days will have less than 21 days of school absences.	Y	100.0%
3) 90% of projected Average Daily Attendance will be maintained.	Y	108.4%

### A. L. Lewis Center - Community Based Afterschool, Community Connections of Jacksonville, Inc.

**Program Address:** 3655 Ribault Scenic Drive, 32208  
**Total Contract Amount:** \$209,917  
**Contracted ADA:** 125  
**Total Children Served:** 164

**Funding Source:** Children's Commission  
**Actual Amount Spent:** \$203,958.26  
**Actual ADA:** 123  
**Children Served 60+ Days:** 141

**Program Highlights**

At the A. L. Lewis Center students were offered a host of activities including the Remmer Girls Program, organized sports, Girls On The Run, Teen Advisory Board, Jaguar Honor Rows, homework assistance and tutoring.

Goals	Met Goal	Outcome
1) 85% of participating youth who attend the afterschool program for at least 60 days will be promoted to the next grade.	Y	89.4%
2) 85% of participating youth who attend the afterschool program for at least 60 days will have less than 21 days of school absences.	Y	97.2%
3) 90% of projected Average Daily Attendance will be maintained.	Y	98.6%

## Beaches - Community Based Afterschool, Boys & Girls Clubs of Northeast Florida

**Program Address:** 820 N. 20th St., 32250

**Funding Source:** Children's Commission

**Total Contract Amount:** \$128,064

**Actual Amount Spent:** \$128,063.52

**Contracted ADA:** 115

**Actual ADA:** 119

**Total Children Served:** 171

**Children Served 60+ Days:** 126

### Program Highlights

The Beaches Club is uniquely situated in Jacksonville Beach across the street from both Fletcher Middle and High School. The Beaches Club boasts one of Boys and Girls Clubs' largest afterschool programs in Duval County. The Beaches Club receives much support from the Beaches community and is supported by its own Unit Board.

Goals	Met Goal	Outcome
1) 85% of participating youth who attend the afterschool program for at least 60 days will be promoted to the next grade.	Y	92.9%
2) 85% of participating youth who attend the afterschool program for at least 60 days will have less than 21 days of school absences.	Y	96.0%
3) 90% of projected Average Daily Attendance will be maintained.	Y	103.7%

## Bridge Urban Springfield (BUS) - Community Based Afterschool, The Bridge of Northeast Florida

**Program Address:** 1824 Pearl St., 32206

**Funding Source:** Children's Commission

**Total Contract Amount:** \$352,361

**Actual Amount Spent:** \$352,354.96

**Contracted ADA:** 230

**Actual ADA:** 280

**Total Children Served:** 403

**Children Served 60+ Days:** 327

### Program Highlights

- 205 teens employed in internships and jobs in summer 2012; a 66% increase over 2011.
- No teen pregnancies of students attending activities 60 days or more.
- Over 50% of daily attendance transported to programs on main campus daily on Bridge minibuses, buses and vans. 96 students living in a two mile radius of The Bridge provided safe, reliable transportation home in the evening.

Goals	Met Goal	Outcome
1) 85% of participating youth who attend the afterschool program for at least 60 days will be promoted to the next grade.	N	82.9%
2) 85% of participating youth who attend the afterschool program for at least 60 days will have less than 21 days of school absences.	Y	96.6%
3) 90% of projected Average Daily Attendance will be maintained.	Y	121.8%

## Davis Center - Community Based Afterschool, Community Connections of Jacksonville, Inc.

**Program Address:** 325 E. Duval St., 32202

**Total Contract Amount:** \$80,321

**Contracted ADA:** 40

**Total Children Served:** 68

**Funding Source:** Children's Commission

**Actual Amount Spent:** \$79,656.57

**Actual ADA:** 41

**Children Served 60+ Days:** 45

### Program Highlights

The youth at Davis Center participated in the Jaguar Honor Rows Program, where they are taught the benefits of proper eating habits and health education. Davis Center offered the Remmer Girls program, a gardening club, a weekly book club, Girl Scouts and arts and crafts, homework assistance and tutoring.

Goals	Met Goal	Outcome
1) 85% of participating youth who attend the afterschool program for at least 60 days will be promoted to the next grade.	Y	88.9%
2) 85% of participating youth who attend the afterschool program for at least 60 days will have less than 21 days of school absences.	N	84.4%
3) 90% of projected Average Daily Attendance will be maintained.	Y	102%

## Eastside - Community Based Afterschool, Police Athletic League of Jacksonville

**Program Address:** 1050 Franklin St., 32225

**Total Contract Amount:** \$50,600

**Contracted ADA:** 55

**Total Children Served:** 88

**Funding Source:** Children's Commission

**Actual Amount Spent:** \$50,106.72

**Actual ADA:** 71

**Children Served 60+ Days:** 74

### Program Highlights

PAL's Eastside Afterschool Program developed a multi- community partnership that incorporated several unique enrichment services through Fresh Ministries I- Can Program (Improving Children's Activity & Nutrition) designed to reduce the risk of childhood obesity. Many community partners played an instrumental role in this initiative. Hubbard House provided participants with violence and bullying prevention training; War on Poverty Florida used their expertise and resources to help youth to create a healthy garden; a cooking component with UNF Culinary Program and Youth Fit for Life program was included that included physical activity and nutrition education delivered by the YMCA of Florida's First Coast. Additionally, exceeded ADA goal: 128.5%.

Goals	Met Goal	Outcome
1) 85% of participating youth who attend the afterschool program for at least 60 days will be promoted to the next grade.	N	83.8%
2) 85% of participating youth who attend the afterschool program for at least 60 days will have less than 21 days of school absences.	Y	91.9%
3) 90% of projected Average Daily Attendance will be maintained.	Y	128.5%

## Lee - Community Based Afterschool, Boys & Girls Clubs of Northeast Florida

**Program Address:** 313 E. 10th St., 32206

**Total Contract Amount:** \$146,169

**Contracted ADA:** 90

**Total Children Served:** 125

**Funding Source:** Children's Commission

**Actual Amount Spent:** \$142,628.68

**Actual ADA:** 90

**Children Served 60+ Days:** 101

### Program Highlights

The Lee Boys & Girls Club is the first club established by the Boys & Girls Clubs of Northeast Florida and has been serving children in the Springfield community since 1966. Today, the Club serves over 100 children daily and houses one of our most successful art programs. The children from the Club have expressed their artistic abilities by painting all of the ceiling tiles in the large Art Room.

Goals	Met Goal	Outcome
1) 85% of participating youth who attend the afterschool program for at least 60 days will be promoted to the next grade.	Y	91.1%
2) 85% of participating youth who attend the afterschool program for at least 60 days will have less than 21 days of school absences.	Y	98.0%
3) 90% of projected Average Daily Attendance will be maintained.	Y	100.0%

## Mary Lena Gibbs Club Rec., JaxParks

**Provider Address:** 6974 Wilson Blvd., 32210

**Total Contract Amount:** \$128,755

**Contracted ADA:** 50

**Total Children Served:** 50

**Funding Source:** Children's Commission

**Actual Amount Spent:** \$100,177.47

**Actual ADA:** 34

**Children Served 60+ Days:** 49

### Program Highlights

This community based after school program provides academic support and enrichment activities, such as field trips, sports and arts to low income, at risk children.

Goals	Met Goal	Outcome
1) 85% of participating youth who attend the afterschool program for at least 60 days will have less than 21 days of school absences.	Not Reported	
2) 85% of participating youth who attend the afterschool program for at least 60 days will be promoted to the next grade.	Not Reported	
3) 97% of the projected average daily attendance (ADA) will be maintained.	N	67%

## Mallison Park - Community Based Afterschool, Police Athletic League of Jacksonville

**Program Address:** 441 Day Ave., 32254  
**Total Contract Amount:** \$60,643  
**Contracted ADA:** 42  
**Total Children Served:** 63

**Funding Source:** Children's Commission  
**Actual Amount Spent:** \$56,388.53  
**Actual ADA:** 47  
**Children Served 60+ Days:** 37

### Program Highlights

PAL’s Afterschool Program located at Mallison Park achieved an overall promotion rate of 97%, and 85% of the students scored an overall 3 or higher on the Reading and Math FCAT, (the highest outcome of the city’s funded programs) Other contributing factors: achieved an average daily attendance of 112% and 91% of students had less than 10 days absent from school.

Goals	Met Goal	Outcome
1) 85% of participating youth who attend the afterschool program for at least 60 days will be promoted to the next grade.	Y	97.1%
2) 85% of participating youth who attend the afterschool program for at least 60 days will have less than 21 days of school absences.	Y	100%
3) 90% of projected Average Daily Attendance will be maintained.	Y	112%

## Monument Road YLP - Community Based Afterschool, Police Athletic League of Jacksonville

**Program Address:** 3449 Monument Road, 32225  
**Total Contract Amount:** \$88,681  
**Contracted ADA:** 90  
**Total Children Served:** 105

**Funding Source:** Children's Commission  
**Actual Amount Spent:** \$87,674.69  
**Actual ADA:** 91  
**Children Served 60+ Days:** 101

### Program Highlights

PAL’s Afterschool Program located at Monument achieved an overall promotion rate of 98%, (the highest of the city’s funded programs) and an average daily attendance of 102%.

Goals	Met Goal	Outcome
1) 85% of participating youth who attend the afterschool program for at least 60 days will be promoted to the next grade.	Y	98.0%
2) 85% of participating youth who attend the afterschool program for at least 60 days will have less than 21 days of school absences.	Y	100.0%
3) 90% of projected Average Daily Attendance will be maintained.	Y	101.4%

## NFL - YET - Community Based Afterschool, Boys & Girls Clubs of Northeast Florida

**Program Address:** 555 W. 25th St., 32206

**Total Contract Amount:** \$126,000

**Contracted ADA:** 115

**Total Children Served:** 170

**Funding Source:** Children's Commission

**Actual Amount Spent:** \$125,974.09

**Actual ADA:** 115

**Children Served 60+ Days:** 136

### Program Highlights

The NFL Youth Education Town Club is the flagship Club for the Boys & Girls Clubs of Northeast Florida, built with funds from NFL Charities, following Super Bowl XL, hosted in Jacksonville, FL. Because of its affiliation with the NFL, the NFL YET Boys & Girls Club continues to enjoy a wonderful partnership with the Jacksonville Jaguars and the Jacksonville Jaguars Foundation, receiving funding for programming and visits from players.

Goals	Met Goal	Outcome
1) 85% of participating youth who attend the afterschool program for at least 60 days will be promoted to the next grade.	Y	95.6%
2) 85% of participating youth who attend the afterschool program for at least 60 days will have less than 21 days of school absences.	Y	95.6%
3) 90% of projected Average Daily Attendance will be maintained.	Y	100.1%

## Normandy Community Center - Community Based Afterschool, Community Connections of Jacksonville, Inc.

**Program Address:** 1751 Lindsey Road, 32221

**Total Contract Amount:** \$107,801

**Contracted ADA:** 54

**Total Children Served:** 94

**Funding Source:** Children's Commission

**Actual Amount Spent:** \$107,272.54

**Actual ADA:** 75

**Children Served 60+ Days:** 80

### Program Highlights

Normandy Center students participated in the PAL Basketball League, Girl Scouts, Taekwondo, Girls On The Run, a flag team, homework assistance and tutoring.

Goals	Met Goal	Outcome
1) 85% of participating youth who attend the afterschool program for at least 60 days will be promoted to the next grade.	Y	92.5%
2) 85% of participating youth who attend the afterschool program for at least 60 days will have less than 21 days of school absences.	Y	95.0%
3) 90% of projected Average Daily Attendance will be maintained.	Y	139 %



## Sable Palms - Community Based Afterschool, Community Connections of Jacksonville, Inc.

**Program Address:** 2150 Emerson St., 32207

**Total Contract Amount:** \$98,502

**Contracted ADA:** 45

**Total Children Served:** 68

**Funding Source:** Children's Commission

**Actual Amount Spent:** \$98,397.69

**Actual ADA:** 51

**Children Served 60+ Days:** 56

### Program Highlights

The students at Sable Palms are provided with homework assistance and tutoring, indoor and outdoor activities to include a game room, arts and crafts, organized sports, Jaguar Honor Rows and gardening. Zumba was a big hit at Sable Palms.

Goals	Met Goal	Outcome
1) 85% of participating youth who attend the afterschool program for at least 60 days will be promoted to the next grade.	N	75.0%
2) 85% of participating youth who attend the afterschool program for at least 60 days will have less than 21 days of school absences.	N	82.1%
3) 90% of projected Average Daily Attendance will be maintained.	Y	113.0%

## Southwind Villas - Community Based Afterschool, The Bridge of Northeast Florida

**Program Address:** 8711 Newton Road, Units 68 & 72,  
32216

**Total Contract Amount:** \$161,500

**Contracted ADA:** 75

**Total Children Served:** 156

**Funding Source:** Children's Commission

**Actual Amount Spent:** \$161,498.99

**Actual ADA:** 85

**Children Served 60+ Days:** 98

### Program Highlights

- Five program graduates are now enrolled in college on Bridge and private scholarships
- Fifteen students actively trained and participated in youth triathlon in 2012
- 52 children received treatment from the Duval County Health Departments Dental Van

Goals	Met Goal	Outcome
1) 85% of participating youth who attend the afterschool program for at least 60 days will be promoted to the next grade.	Y	86.7%
2) 85% of participating youth who attend the afterschool program for at least 60 days will have less than 21 days of school absences.	N	84.7%
3) Program will maintain at least 90% of their projected average daily attendance.	Y	113.2%

## TNT - Tennis and Tutoring - Community Based Afterschool, MaliVai Washington Kids Foundation

**Program Address:** 1096 West 6th St., 32209

**Total Contract Amount:** \$130,030

**Contracted ADA:** 100

**Total Children Served:** 191

**Funding Source:** Children's Commission

**Actual Amount Spent:** \$130,027.31

**Actual ADA:** 149

**Children Served 60+ Days:** 177

### Program Highlights

The MaliVai Washington Kids Foundation's mission is to develop champions in classrooms, on tennis courts, and throughout communities. TNT program is a comprehensive program focusing on homework assistance and tutoring, life skills classes and tennis. We serve youth in Kindergarten through 12<sup>th</sup> grade.

Goals	Met Goal	Outcome
1) 85% of participating youth who attend the afterschool program for at least 60 days will be promoted to the next grade.	Y	91.5%
2) 85% of participating youth who attend the afterschool program for at least 60 days will have less than 21 days of school absences.	Y	93.8%
3) 90% of projected Average Daily Attendance will be maintained.	Y	149.4%

## Victory Pointe Club - Community Based Afterschool, Boys & Girls Clubs of Northeast Florida

**Program Address:** 6750 Ramona Blvd., 32205

**Total Contract Amount:** \$124,665

**Contracted ADA:** 85

**Total Children Served:** 132

**Funding Source:** Children's Commission

**Actual Amount Spent:** \$124,445.56

**Actual ADA:** 86

**Children Served 60+ Days:** 94

### Program Highlights

Victory Pointe Club is the only club of the Boys & Girls Clubs that is located within a housing community; because of this it has a strong partnership with the Jacksonville Housing Authority. The Club is free to all residents of the housing community and even the parents receive support and computer classes at the Club. Most recently, Victory Pointe partnered with the Healthy Start Coalition to fund sexual education programs for teens attending the Club.

Goals	Met Goal	Outcome
1) 85% of participating youth who attend the afterschool program for at least 60 days will be promoted to the next grade.	N	83.0%
2) 85% of participating youth who attend the afterschool program for at least 60 days will have less than 21 days of school absences.	Y	95.7%
3) 90% of projected Average Daily Attendance will be maintained.	Y	101.7%

## Woodland Acres - Community Based Afterschool, Boys & Girls Clubs of Northeast Florida

**Program Address:** 191 Pecan St. 32211

**Total Contract Amount:** \$88,639

**Contracted ADA:** 75

**Total Children Served:** 104

**Funding Source:** Children's Commission

**Actual Amount Spent:** \$88,350.97

**Actual ADA:** 82

**Children Served 60+ Days:** 90

### Program Highlights

A goal at Woodland Acres TEAM UP is to provide quality activities in hopes that eventually every student will have an activity to participate in. Woodland Acres offers enrichment programs like: basketball, cheer, football, dance, symphony, cooking and softball. All activities are taught by high qualified, well-trained staff.

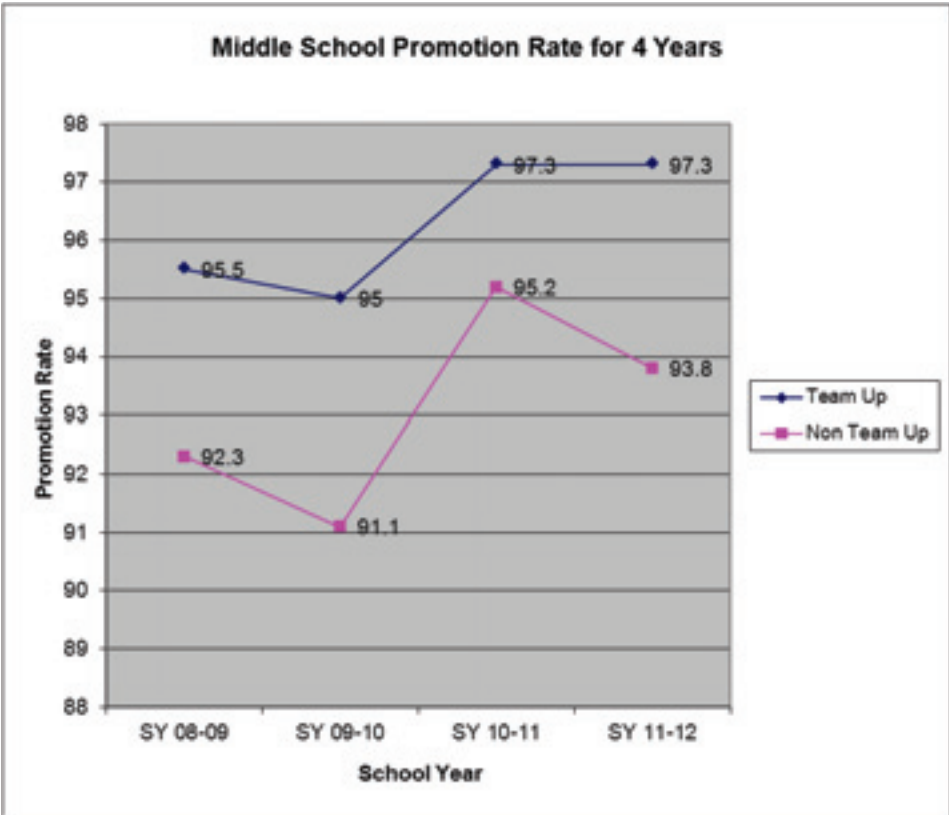
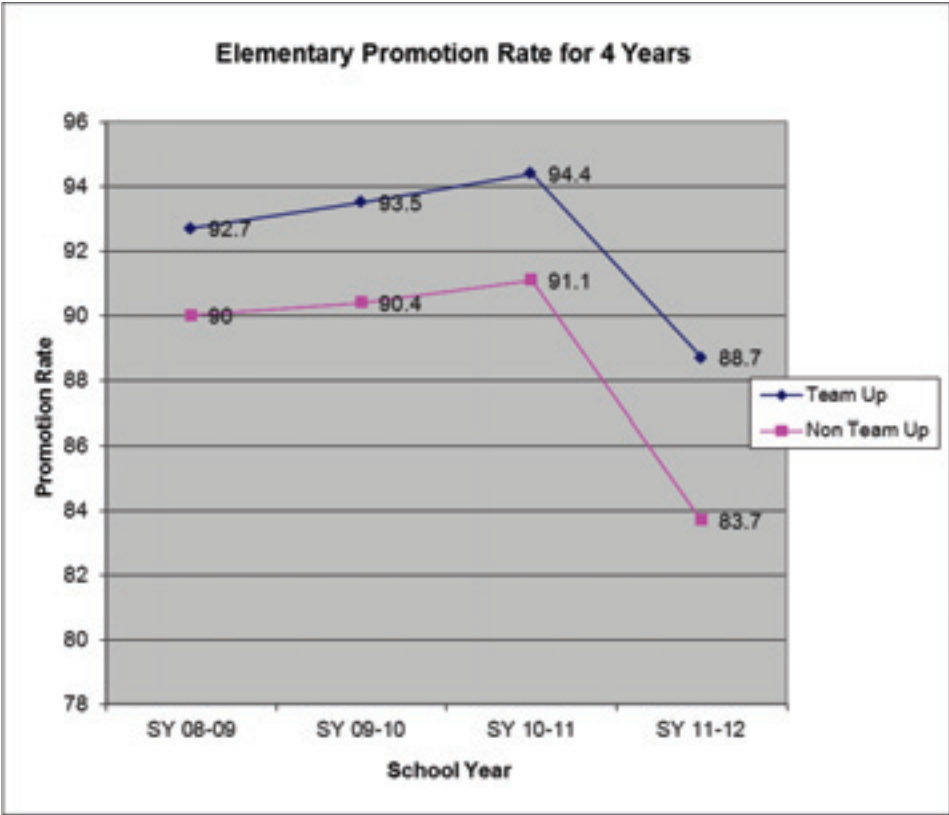
Goals	Met Goal	Outcome
1) 85% of participating youth who attend the afterschool program for at least 60 days will be promoted to the next grade.	Y	95.6%
2) 85% of participating youth who attend the afterschool program for at least 60 days will have less than 21 days of school absences.	Y	100.0%
3) 90% of projected Average Daily Attendance will be maintained.	Y	109.5%

# TEAM UP School Based Afterschool Programs

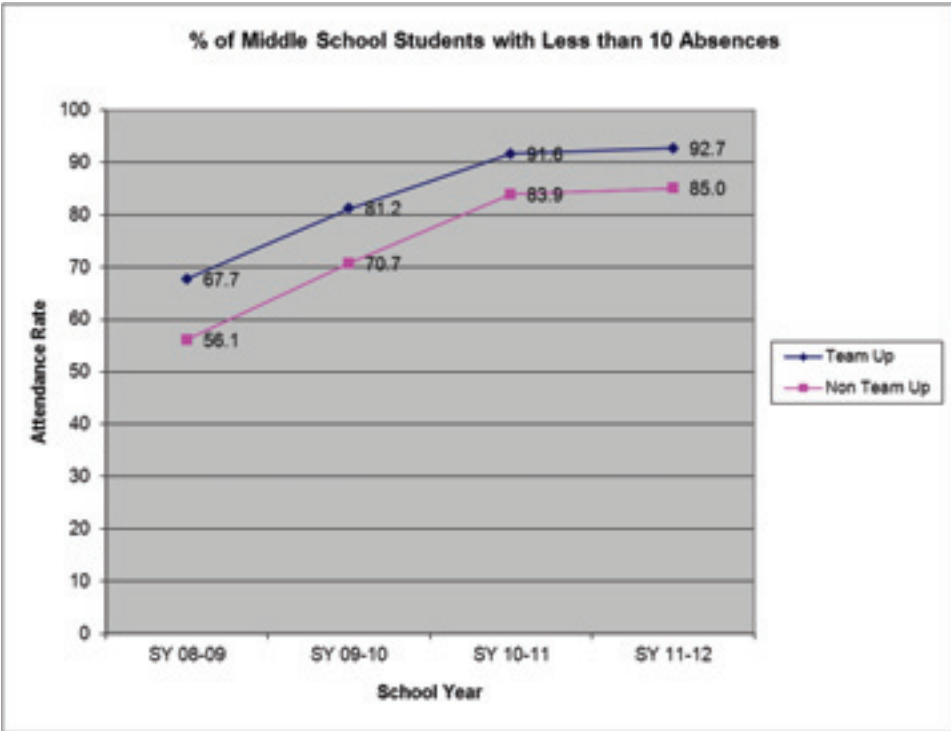
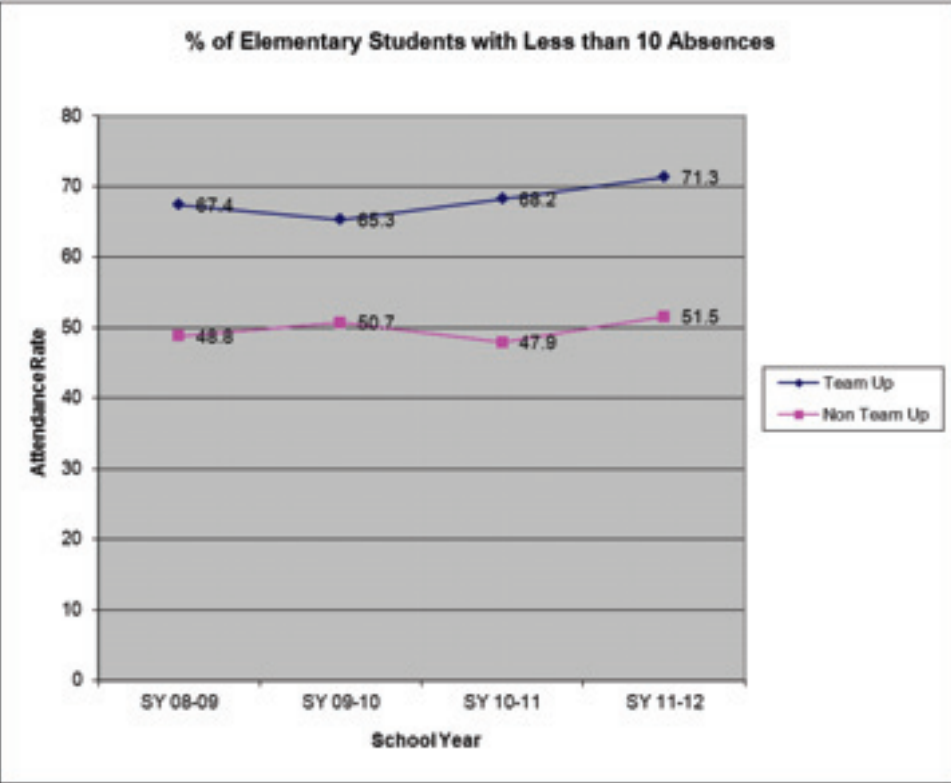
TEAM UP school based afterschool program sites provide academic instruction, tutoring and support, enrichment activities, such as field trips, dance, sports and arts, to low-income, at-risk children. All TEAM UP programs also provide nutritional snacks and evening meals throughout the school year via funding from the USDA. These programs are housed in elementary and middle schools and provide services directly after school for approximately three hours per day, five days per week. TEAM UP sites provide summer school/camp services—all free of charge. The mission of the TEAM UP program is to improve the academic achievement, attendance, promotion rate and social skills of at risk children, while providing a safe and structured environment for children to learn and grow. A three-year evaluation conducted by the National Institute on Out-of-School Time (NIOST) at the Wellesley Centers for Women, confirmed that children attending TEAM UP programs in Duval County had higher FCAT scores, better attendance rates, promotion rates and social skills than children not attending these programs from the same school.

**The following program highlights were submitted by the provider agency.**

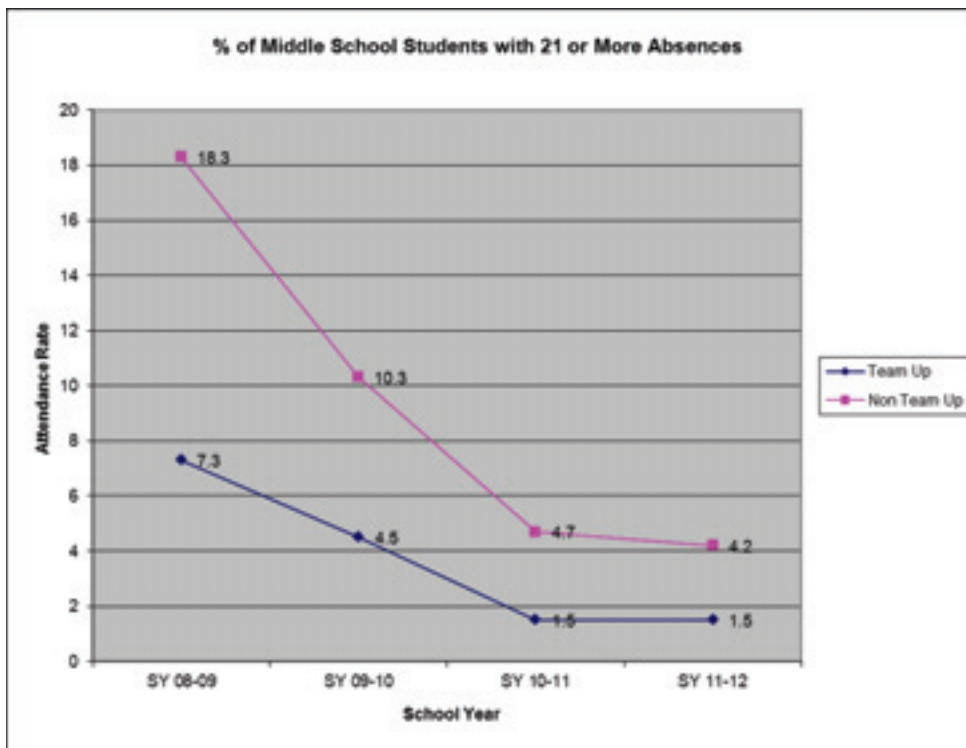
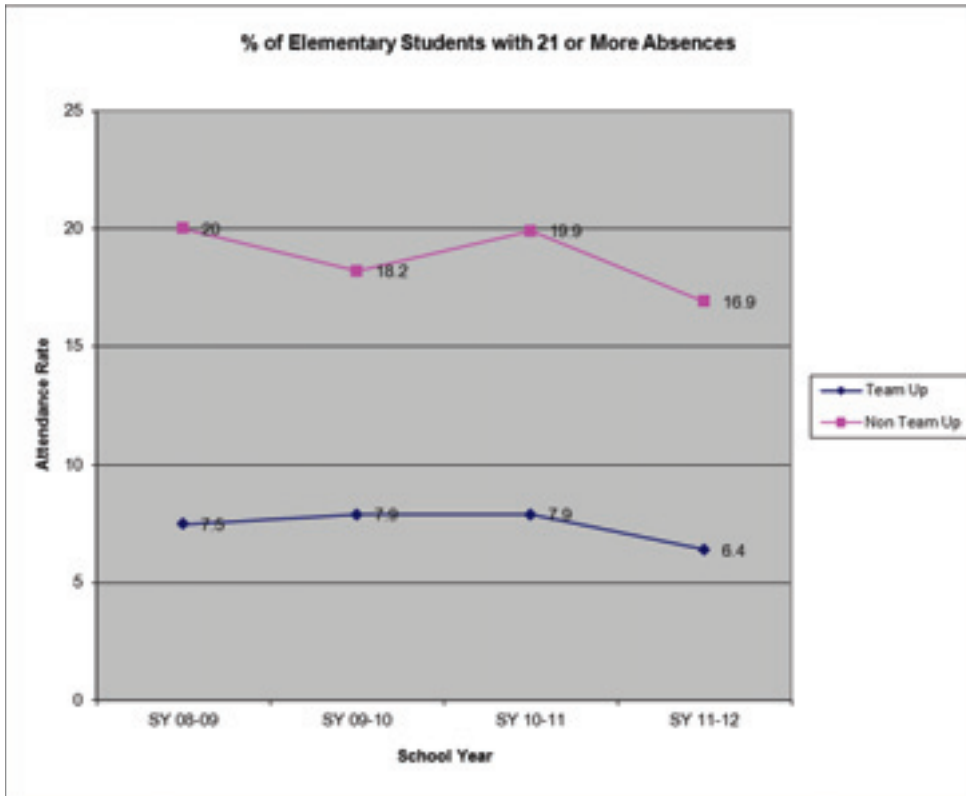
# PROMOTION RATES



# ATTENDANCE UNDER 10 ABSENCES



# ATTENDANCE OVER 21 ABSENCES



## Alfred duPont Middle TEAM UP, The Bridge of Northeast Florida

**Program Address:** 2710 Dupont Ave., 32217

**Total Contract Amount:** \$191,520

**Contracted ADA:** 140

**Total Children Served:** 260

**Funding Source:** Jacksonville Journey

**Actual Amount Spent:** \$191,519.99

**Actual ADA:** 137

**Children Served 60+ Days:** 165

### Program Highlights

- Worked with school principal to implement an academic TEAM UP component that mirrors the efforts of the school day
- Developing team work and character among the youth; held the first annual Spirit Homecoming Week with many activities all planned and participated in by TEAM UP students

Goals	Met Goal	Outcome
1) Students attending the TEAM UP program for at least 60 days will have better promotion rate than students not attending the program ( 95.7%)	Y	98.8%
2) Students attending the TEAM UP program for at least 60 days will have better attendance rate (<21 days absence) than students not attending the program (96.3%).	Y	99.4%
3) The percentage of students who score Level 3 and above on the FCAT math tests will be above the school baseline (49.9%)	N	36.1%
4) The percentage of students who score Level 3 and above on the FCAT reading tests will be above the school baseline (57.1%)	N	37.8%
5) Program will maintain at least 90% of their projected average daily attendance.	Y	97.9%

## Andrew Robinson Elementary TEAM UP, The Bridge of Northeast Florida

**Program Address:** 101 W. 12th St., 32206

**Total Contract Amount:** \$218,880

**Contracted ADA:** 160

**Total Children Served:** 199

**Funding Source:** Jacksonville Journey

**Actual Amount Spent:** \$217,868.94

**Actual ADA:** 155

**Children Served 60+ Days:** 168

### Program Highlights

- Every academic position filled by Andrew Robinson Elementary staff - making Robinson TEAM UP a true extension of the school day
- All classes, PreK – 5<sup>th</sup> went to the computer lab or used laptop carts for remediation, support and reading comprehension on programs such as: Accelerated Reader, FCAT Explorer
- Fully supported the new school-wide requirement of utilizing Accelerated Reader and met quarterly goals

Goals	Met Goal	Outcome
1) Students attending the TEAM UP program for at least 60 days will have better promotion rate than students not attending the program (85.8%)	Y	92.5%
2) Students attending the TEAM UP program for at least 60 days will have better attendance rate (<21 days absence) than students not attending the program (87.1%)	Y	98.1%
3) The percentage of students who score Level 3 and above on the FCAT math tests will be above the school baseline (57.3%)	Y	66.2%
4) The percentage of students who score Level 3 and above on the FCAT reading tests will be above the school baseline (56.2%)	Y	56.8%
5) Program will maintain at least 90% of their projected average daily attendance.	Y	96.9%



## Annie R. Morgan Elementary TEAM UP, Boys & Girls Clubs of Northeast Florida

**Program Address:** 964 Saint Clair St., 32254

**Total Contract Amount:** \$184,680

**Contracted ADA:** 140

**Total Children Served:** 196

**Funding Source:** Jacksonville Journey

**Actual Amount Spent:** \$166,033.18

**Actual ADA:** 136

**Children Served 60+ Days:** 161

### Program Highlights

Funded through the Jacksonville program, the TEAM UP at Annie R. Morgan has many successful community partnerships that bring a variety of diverse programs to its members. The TEAM UP has a successful Community Garden program that has been recognized by the USDA. Annie R. Morgan TEAM UP utilized four high school students who volunteer as Junior Staffers at the program and received credit for their Bright Futures scholarship requirements. Finally, the TEAM UP partnered with the Superintendents Academy to offer a unique summer camp program to its members.

Goals	Met Goal	Outcome
1) Students attending the TEAM UP program for at least 60 days will have better promotion rate than students not attending the program (87.2%)	N	83.1%
2) Students attending the TEAM UP program for at least 60 days will have better attendance rate (<21 days absence) than students not attending the program (86.3%)	Y	91.9%
3) The percentage of students who score Level 3 and above on the FCAT math tests will be above the school baseline (46.9%)	Y	53.6%
4) The percentage of students who score Level 3 and above on the FCAT reading tests will be above the school baseline (32.7%)	N	31.0%
5) Program will maintain at least 90% of their projected average daily attendance.	Y	97.0%

## Arlington Middle TEAM UP, The Bridge of Northeast Florida

**Program Address:** 8141 Lone Star Road, 32211

**Total Contract Amount:** \$164,160

**Contracted ADA:** 124

**Total Children Served:** 192

**Funding Source:** Children's Commission

**Actual Amount Spent:** \$164,158.25

**Actual ADA:** 120

**Children Served 60+ Days:** 137

### Program Highlights

- Encouraged young men's interest in STEM activities; group of young men staying inside to work on Knex building project instead of going out to play basketball
- Gratitude of teachers for the program; 6<sup>th</sup> grade teacher gave program manager an award for support and dedication to school teens
- Partnership with University of North Florida students from the College of Health Nutrition program teaching healthy living; students from Engineering College teaching science; men's basketball team talking about college life and goal setting

Goals	Met Goal	Outcome
1) Students attending the TEAM UP program for at least 60 days will have better promotion rate than students not attending the program (93.4%)	Y	97.8%
2) Students attending the TEAM UP program for at least 60 days will have better attendance rate (<21 days absence) than students not attending the program (90.4%)	Y	95.6%
3) The percentage of students who score Level 3 and above on the FCAT math tests will be above the school baseline (40.4%)	N	30.9%
4) The percentage of students who score Level 3 and above on the FCAT reading tests will be above the school baseline (50.9%)	N	39.0%
5) Program will maintain at least 90% of their projected average daily attendance.	Y	103.4%

## Biltmore Elementary, Wayman Community Development Corporation

**Program Address:** 2101 W. Palm Ave., 32254

**Total Contract Amount:** \$160,056

**Contracted ADA:** 117

**Total Children Served:** 159

### Program Highlights

- Partnered with Bold City Chapter of Links, Inc. and FSCJ North Campus to sponsor an obesity prevention program
- Program helped the school earn an "A" grade
- 20 of 31 students that achieved a 4 or 5 on the FCAT writing assessment were TEAM UP students

**Funding Source:** Jacksonville Journey

**Actual Amount Spent:** \$157,638.63

**Actual ADA:** 129

**Children Served 60+ Days:** 145

Goals	Met Goal	Outcome
1) Students attending the TEAM UP program for at least 60 days will have better promotion rate than students not attending the program (82.9%)	Y	89.7%
2) Students attending the TEAM UP program for at least 60 days will have better attendance rate (<21 days absence) than students not attending the program (82.6%)	Y	92.3%
3) The percentage of students who score Level 3 and above on the FCAT math tests will be above the school baseline (67.4%)	N	59.5%
4) The percentage of students who score Level 3 and above on the FCAT reading tests will be above the school baseline (66.5%)	N	57.3%
5) Program will maintain at least 90% of their projected average daily attendance.	Y	110.5%

## Carter G. Woodson Elementary TEAM UP, Communities In Schools of Jacksonville, Inc.

**Program Address:** 2334 Butler Ave., 32209

**Total Contract Amount:** \$184,680

**Contracted ADA:** 135

**Total Children Served:** 173

### Program Highlights

Community partnerships as well as frequent use of the school's science lab make this program unique. Lab usage affords students the opportunity to perform hands on experiments, challenging them to employ the scientific method.

This program has also partnered with The Teen Trendsetters Program from A. Philip Randolph High School. Twice a week students from the high school travel to Carter G. to read to and assist with reading skills for 2<sup>nd</sup> and 3<sup>rd</sup> grade. Students are given books and incentives for their participation

Also partnered with the Healthy Kids Project, working with program participants on nutrition and making healthy choices in diet and exercise.

**Funding Source:** Children's Commission

**Actual Amount Spent:** \$184,678.95

**Actual ADA:** 136

**Children Served 60+ Days:** 150

Goals	Met Goal	Outcome
1) Students attending the TEAM UP program for at least 60 days will have better promotion rate than students not attending the program (85.3%)	Y	89.9%
2) Students attending the TEAM UP program for at least 60 days will have better attendance attending the rate (<21 days absence) than students not attending the program (85.3%)	Y	95.9%
3) The percentage of students who score Level 3 and above on the FCAT math tests will be above the school baseline (50.9%)	Y	55.5%
4) The percentage of students who score Level 3 and above on the FCAT reading tests will be above the school baseline (45.3%)	Y	54.3%
5) Program will maintain at least 90% of their projected average daily attendance	Y	101.1%

## Fort Caroline Middle TEAM UP, Communities In Schools of Jacksonville, Inc.

**Program Address:** 3786 University Club Blvd., 32277  
**Total Contract Amount:** \$205,200  
**Contracted ADA:** 150  
**Total Children Served:** 241

**Funding Source:** Jacksonville Journey  
**Actual Amount Spent:** \$205,132.23  
**Actual ADA:** 158  
**Children Served 60+ Days:** 176

### Program Highlights

This program has a fine arts component which seeks to teach participants instrumental music and chorus and recently received a grant to start a garden at Fort Caroline. The garden will promote beautification of the school grounds and teach students gardening and nutritious eating.

Goals	Met Goal	Outcome
1) Students attending the TEAM UP program for at least 60 days will have better promotion rate than students not attending the program ( 80.5%)	Y	92.6%
2) Students attending the TEAM UP program for at least 60 days will have better attendance rate (<21 days absence) than students not attending the program (95.7%)	Y	98.9%
3) The percentage of students who score Level 3 and above on the FCAT math tests will be above the school baseline (45.2%)	N	38.4%
4) The percentage of students who score Level 3 and above on the FCAT reading tests will be above the school baseline (47.1%)	N	34.1%
5) Program will maintain at least 90% of their projected average daily attendance.	Y	105.4%

## George Washington Carver TEAM UP, YMCA of Florida's First Coast

**Program Address:** 2854 W. 45th St., 32209  
**Total Contract Amount:** \$143,640  
**Contracted ADA:** 105  
**Total Children Served:** 135

**Funding Source:** Jacksonville Journey  
**Actual Amount Spent:** \$143,418.11  
**Actual ADA:** 103  
**Children Served 60+ Days:** 116

### Program Highlights

- TEAM UP provided different creative outlets and educational resources for its student. Students received one hour of academics daily and were able to receive homework help and learn grade specific benchmarks. This extra hour of academics helped Carver become a “B” school!
- During their hour of enrichment our kids were able to display their creative side through arts and crafts, learning dances, the Fall Festival and participating in annual Holiday Hoop-La performance. Teaching students about being health conscious was implemented through Honor Rows program, Youth Fit For Life, and through the healthy snack and dinner served daily.

Goals	Met Goal	Outcome
1) Students attending the TEAM UP program for at least 60 days will have better promotion rate than students not attending the program ( 82.6%)	Y	88.7%
2) Students attending the TEAM UP program for at least 60 days will have better attendance rate (<21 days absence) than students not attending the program (77.2%)	Y	93.9%
3) The percentage of students who score Level 3 and above on the FCAT math tests will be above the school baseline (46.2%)	Y	58.0%
4) The percentage of students who score Level 3 and above on the FCAT reading tests will be above the school baseline (30.2%)	y	33.3%
5) Program will maintain at least 90% of their projected average daily attendance.	Y	95.6%

## Highlands Middle TEAM UP, Communities In Schools of Jacksonville, Inc.

**Program Address:** 10913 Pine Estates Road, 32218  
**Total Contract Amount:** \$225,720  
**Contracted ADA:** 165  
**Total Children Served:** 211

**Funding Source:** Children's Commission  
**Actual Amount Spent:** \$225,718.93  
**Actual ADA:** 169  
**Children Served 60+ Days:** 189

### Program Highlights

The Highlands Middle School TEAM has been a highly successful program which centers around the school magnet program of Aviation Science. An aviation lab compliments the program as students have first hand experience in aviation simulation. Enrichment activities include: step dance, modeling, game room, nutrition and cheerleading. The school has a strong Youth Advisory Council to support youth voice in quality afterschool programming.

Goals	Met Goal	Outcome
1) Students attending the TEAM UP program for at least 60 days will have better promotion rate than students not attending the program (86.5%)	Y	97.1%
2) Students attending the TEAM UP program for at least 60 days will have better attendance rate (<21 days absence) than students not attending the program (97.9%)	N	95.6%
3) The percentage of students who score Level 3 and above on the FCAT math tests will be above the school baseline (38.0%)	Y	38.0%
4) The percentage of students who score Level 3 and above on the FCAT reading tests will be above the school baseline (41.0%)	N	34.1%
5) Program will maintain at least 90% of their projected average daily attendance.	Y	102.2%

## Hyde Grove Elementary TEAM UP, Community Connections of Jacksonville, Inc.

**Program Address:** 2056 Lane Ave. S., 32210  
**Total Contract Amount:** \$100,125  
**Contracted ADA:** 125  
**Total Children Served:** 141

**Funding Source:** Children's Commission  
**Actual Amount Spent:** \$99,691.17  
**Actual ADA:** 124  
**Children Served 60+ Days:** 108

### Program Highlights

Hyde Grove was proud to have accomplished Jacksonville Jaguars Honor Rows with a 95% participation rate. The very talented drama and chorus teacher put together the first performance in December showcasing the students' talents. Also in December, TEAM UP and PTA partnered to present the first Hyde Grove Book Fair and TEAM UP Literacy Night.

Goals	Met Goal	Outcome
1) Students attending the TEAM UP program for at least 60 days will have better promotion rate than students not attending the program ( 85.3%)	N	85.2%
2) Students attending the TEAM UP program for at least 60 days will have better attendance rate (<21 days absence) than students not attending the program (79.7%)	Y	94.4%
3) The percentage of students who score Level 3 and above on the FCAT math tests will be above the school baseline ( 31.9%)	Y	37.8%
4) The percentage of students who score Level 3 and above on the FCAT reading tests will be above the school baseline ( 31.5%)	N	20.3%
5) Program will maintain at least 90% of their projected average daily attendance.	Y	99.2%

## Jeb Stuart Middle TEAM UP, Communities In Schools of Jacksonville, Inc.

**Provider Address:** 4815 Wesconnett Blvd., 32210

**Total Contract Amount:** \$198,360

**Contracted ADA:** 145

**Total Children Served:** 217

**Funding Source:** Children's Commission

**Actual Amount Spent:** \$197,889.19

**Actual ADA:** 141

**Children Served 60+ Days:** 159

### Program Highlights

JEB Stuart Team UP has developed a culinary enrichment activity designed to empower youth to prepare meals safely and to prepare nutritious meals for healthy eating and living. The program has developed a sign language class and participates heavily in intramural sports, which include: flag football, basketball, kickball, and track & field. The program has developed a drumline and is in the process of developing a chorus.

Goals	Met Goal	Outcome
1) Students attending the TEAM UP program for at least 60 days will have better promotion rate than students not attending the program (87.8%)	Y	95.5%
2) Students attending the TEAM UP program for at least 60 days will have better attendance rate (<21 days absence) than students not attending the program (96.8%)	Y	99.4%
3) The percentage of students who score Level 3 and above on the FCAT math tests will be above the school baseline (30.9%)	N	26.1%
4) The percentage of students who score Level 3 and above on the FCAT reading tests will be above the school baseline (35.2%)	N	29.2%
5) Program will maintain at least 90% of their projected average daily attendance.	Y	97.5%

## Jefferson Davis Middle TEAM UP, Communities In Schools of Jacksonville, Inc.

**Program Address:** 7050 Melvin Road, 32210

**Total Contract Amount:** \$164,160

**Contracted ADA:** 120

**Total Children Served:** 238

**Funding Source:** Children's Commission

**Actual Amount Spent:** \$164,156.85

**Actual ADA:** 122

**Children Served 60+ Days:** 128

### Program Highlights

Jefferson Davis Middle School TEAM UP has been fortunate to partner with Knots For Kids (for boys), Get Real (for girls) and have a hand in the production of this years School Year Book. Both the Knots For Kids and Get Real programs work to teach the youth taking part to respect themselves and one another, life lessons, and etiquette. Enrichment activities consist of flag football, basketball, baseball, cheerleading, dance, game room and Year Book. Jefferson Davis Middle School has been awarded the Cambridge Program, and many of the TEAM UP students have been accepted.

Goals	Met Goal	Outcome
1) Students attending the TEAM UP program for at least 60 days will have better promotion rate than students not attending the program (85.8%)	Y	99.2%
2) Students attending the TEAM UP program for at least 60 days will have better attendance rate (<21 days absence) than students not attending the program (97.1%)	Y	100.0%
3) The percentage of students who score Level 3 and above on the FCAT math tests will be above the school baseline (36.6%)	y	38.6%
4) The percentage of students who score Level 3 and above on the FCAT reading tests will be above the school baseline (34.8%)	y	39.0%
5) Program will maintain at least 90% of their projected average daily attendance.	Y	101.6%

## John Love Elementary TEAM UP, Boys & Girls Clubs of Northeast Florida

**Program Address:** 1531 Winthrop St., 32206

**Funding Source:** 21<sup>st</sup> Century Community Learning Center (21<sup>st</sup> CCLC)/Children's Commission

**Total Contract Amount:** \$225,649

**Actual Amount Spent:** \$183,903.29

**Contracted ADA:** 100

**Actual ADA:** 90

**Total Children Served:** 127

**Children Served 60+ Days:** 102

### Program Highlights

This 21<sup>st</sup> Century Community Learning Center (21<sup>st</sup> CCLC) site TEAM UP is a pace setter among other TEAM UPs when it comes to the saturation rate of the school. Most TEAM UPs enjoy a 50% or even 60% saturation rate, while John Love TEAM UP boasts a saturation rate of 86%. With only 177 children enrolled at John Love Elementary, the TEAM UP at the school has 132 members and nearly 110 attending on a daily basis. The Unit Director at John Love TEAM UP also serves as the leader for our Drum line, the BG Groove Machine, sought after to perform at many community events.

Goals	Met Goal	Outcome
1) Students attending the TEAM UP program for at least 60 days will have better promotion rate than students not attending the program (73.2%).	Y	86.3%
2) Students attending the TEAM UP program for at least 60 days will have better attendance rate (<21 days absence) than students not attending the program (70.7%).	Y	91.2%
3) The percentage of students who score Level 3 and above on the FCAT math tests will be above the school baseline (46.7%).	Y	50.0%
4) The percentage of students who score Level 3 and above on the FCAT reading tests will be above the school baseline (26.7%).	Y	35.7%
5) Program will maintain 90% of projected ADA.	Y	90.1%

## Joseph Stilwell Middle TEAM UP, Communities In Schools of Jacksonville, Inc.

**Program Address:** 7840 Burma Road, 32221

**Funding Source:** Children's Commission

**Total Contract Amount:** \$184,680

**Actual Amount Spent:** \$184,679.43

**Contracted ADA:** 135

**Actual ADA:** 146

**Total Children Served:** 261

**Children Served 60+ Days:** 179

### Program Highlights

The Joseph Stilwell Middle School TEAM UP program has a very wide range of activities. A special activity is the Spanish dance team which is taught by the Spanish teacher. A drama club is taught by the school's literature teacher.

Goals	Met Goal	Outcome
1) Students attending the TEAM UP program for at least 60 days will have better promotion rate than students not attending the program (78.0%)	Y	84.0%
2) Students attending the TEAM UP program for at least 60 days will have better attendance rate (<21 days absence) than students not attending the program (91.3%)	Y	95.3%
3) The percentage of students who score Level 3 and above on the FCAT math tests will be above the school baseline (32.6%)	Y	35.9%
4) The percentage of students who score Level 3 and above on the FCAT reading tests will be above the school baseline (34.8%)	Y	35.1%
5) Program will maintain at least 90% of their projected average daily attendance.	Y	108.1%

## Justina Road Elementary TEAM UP, The Bridge of Northeast Florida

**Program Address:** 3101 Justina Road, 32277

**Total Contract Amount:** \$171,000

**Contracted ADA:** 125

**Total Children Served:** 156

**Funding Source:** Children's Commission

**Actual Amount Spent:** \$170,997.01

**Actual ADA:** 126

**Children Served 60+ Days:** 150

### Program Highlights

- Increased enrollment numbers over past years-ADA (126)
- Excellent summer program in coordination with Superintendent's Summer Academy
- Increased reading focus including Reading Blast during snack time/Student Reading Profile

Goals	Met Goal	Outcome
1) Students attending the TEAM UP program for at least 60 days will have better promotion rate than students not attending the program ( 85.8%)	Y	93.1%
2) Students attending the TEAM UP program for at least 60 days will have better attendance rate (<21 days absence) than students not attending the program (87.4%)	Y	97.9%
3) The percentage of students who score Level 3 and above on the FCAT math tests will be above the school baseline (32.7%)	Y	40.2%
4) The percentage of students who score Level 3 and above on the FCAT reading tests will be above the school baseline (30.8%)	Y	40.9%
5) Program will maintain at least 90% of their projected average daily attendance.	Y	100.7%

## Lake Forest Elementary TEAM UP, Communities In Schools of Jacksonville, Inc.

**Program Address:** 901 Kennard St., 32208

**Total Contract Amount:** \$205,200

**Contracted ADA:** 150

**Total Children Served:** 173

**Funding Source:** Jacksonville Journey

**Actual Amount Spent:** \$204,943.31

**Actual ADA:** 148

**Children Served 60+ Days:** 182

### Program Highlights

Lake Forest TEAM UP supports the fine arts magnet at the school. TEAM UP has started a dance team to meet the needs of youth with disabilities, specifically autism and ADHD.

While teaching strategies for the FCAT, students took the math portion of the Benchmark testing. TEAM UP students performed 20% higher than those students not attending TEAM UP.

TEAM UP program at Lake Forest Elementary school has great support from the school community.

Goals	Met Goal	Outcome
1) Students attending the TEAM UP program for at least 60 days will have better promotion rate than students not attending the program (87.3%)	Y	91.8%
2) Students attending the TEAM UP program for at least 60 days will have better attendance rate (<21 days absence) than students not attending the program (91.7%)	Y	93.5%
3) The percentage of students who score Level 3 and above on the FCAT math tests will be above the school baseline (36.0%)	Y	53.5%
4) The percentage of students who score Level 3 and above on the FCAT reading tests will be above the school baseline (35.2%)	Y	44.2%
5) Program will maintain at least 90% of their projected average daily attendance.	Y	98.9%

## Lake Shore Middle TEAM UP, Communities In Schools of Jacksonville, Inc.

**Program Address:** 2519 Bayview Road, 32210

**Funding Source:** Children's Commission

**Total Contract Amount:** 177,840.00

**Actual Amount Spent:** \$177,461.20

**Contracted ADA:** 130

**Actual ADA:** 128

**Total Children Served:** 202

**Children Served 60+ Days:** 163

### Program Highlights

The TEAM UP program at Lake Shore Middle School has developed groups designed to develop leaders from program participants. Groups meet monthly to focus on issues that challenge their individualities. Family members are also participating. Activities are designed around a truly diverse mix of youth. The program offers: dance, culinary arts, game room, cheerleading, arts and crafts and intramural sports.

Goals	Met Goal	Outcome
1) Students attending the TEAM UP program for at least 60 days will have better promotion rate than students not attending the program (97.2 %)	N	96.9%
2) Students attending the TEAM UP program for at least 60 days will have better attendance rate (<21 days absence) than students not attending the program (98.9%)	N	98.7%
3) The percentage of students who score Level 3 and above on the FCAT math tests will be above the school baseline (34.9%)	Y	36.1%
4) The percentage of students who score Level 3 and above on the FCAT 5 reading tests will be above the school baseline (39.8%)	N	35.7%
5) Program will maintain at least 90% of their projected average daily attendance.	Y	98.6%

## Long Branch Elementary TEAM UP, Community Connections of Jacksonville, Inc.

**Program Address:** 3723 Franklin St., 32206

**Funding Source:** Children's Commission

**Total Contract Amount:** \$164,160

**Actual Amount Spent:** \$164,157.32

**Contracted ADA:** 100

**Actual ADA:** 123

**Total Children Served:** 142

**Children Served 60+ Days:** 176

### Program Highlights

At Long Branch TEAM UP teachers are constantly coming up with strategies to grab the student's attention. Keeping them motivated and taking pride in their academics has become the number one focus. Long Branch not only strives for excellence in academics but empowers students through enrichment activities. Coaches strive to motivate them to become positive, productive citizens. The Drama Club has taken some students with the most challenging behaviors and turned them into aspiring young actors and actresses. Students have developed a love and great appreciation for performing arts. No matter which enrichment program, sports, drum line, arts and crafts and/or cheerleading, the staff gives their all.

Goals	Met Goal	Outcome
1) Students attending the TEAM UP program for at least 60 days will have better promotion rate than students not attending the program (81.2%)	Y	87.3%
2) Students attending the TEAM UP program for at least 60 days will have better attendance rate (<21 days absence) than students not attending the program (86.6%)	Y	94.4%
3) The percentage of students who score Level 3 and above on the FCAT math tests will be above the school baseline (30.3%)	Y	49.2%
4) The percentage of students who score Level 3 and above on the FCAT reading tests will be above the school baseline (18.2%)	Y	28.8%
5) Program will maintain at least 90% of their projected average daily attendance.	Y	99.0%



## Martin Luther King Elementary TEAM UP, Community Connections of Jacksonville, Inc.

**Program Address:** 8801 Lake Placid Drive E., 32208

**Funding Source:** Jacksonville Journey

**Total Contract Amount:** \$205,200

**Actual Amount Spent:** \$194,446.14

**Contracted ADA:** 150

**Actual ADA:** 168

**Total Children Served:** 186

**Children Served 60+ Days:** 176

### Program Highlights

MLK TEAM UP is dedicated to ensuring promotion for all grade levels and continuing the rich history of the school in music, art and drama. The chorus and drama teacher has successfully engaged students with her talents. A student choir has been formed and loves coming to practice. The Christmas pageant received a standing ovation from a standing room only cafeteria filled with parents, staff, family and community residents.

Goals	Met Goal	Outcome
1) Students attending the TEAM UP program for at least 60 days will have better promotion rate than students not attending the program (84.5%)	Y	91.3%
2) Students attending the TEAM UP program for at least 60 days will have better attendance rate (<21 days absence) than students not attending the program (92.2%)	Y	99.4%
3) The percentage of students who score Level 3 and above on the FCAT math tests will be above the school baseline (33.0%)	Y	47.4%
4) The percentage of students who score Level 3 and above on the FCAT reading tests will be above the school baseline (31.0%)	Y	36.2%
5) Program will maintain at least 90% of their projected average daily attendance.	Y	112.0%

## Matthew Gilbert Middle TEAM UP, Communities In Schools of Jacksonville, Inc.

**Program Address:** 1424 Franklin St., 32206

**Funding Source:** Children's Commission

**Total Contract Amount:** \$225,720

**Actual Amount Spent:** \$225,714.27

**Contracted ADA:** 165

**Actual ADA:** 168

**Total Children Served:** 261

**Children Served 60+ Days:** 227

### Program Highlights

As one of the original TEAM UP After School Enrichment programs, this TEAM UP has been consistently offering quality afterschool programming since 1998. Gilbert TEAM UP was the first middle school based afterschool program to receive national accreditations from the National School Age Care Alliance in 1998.

This program offers step, dance, football, basketball, cheerleading, art and crafts, S.T.E.M. activities, Girls Scouts (6<sup>th</sup> graders only), Girl Scouts Media (7<sup>th</sup> and 8<sup>th</sup> grade), boys group/peer mentoring, Youth Advisory Council, gardening club, and a media club which allows youth to develop media for television broadcasting.

Goals	Met Goal	Outcome
1) Students attending the TEAM UP program for at least 60 days will have better promotion rate than students not attending the program (90.7%)	Y	98.2%
2) Students attending the TEAM UP program for at least 60 days will have better attendance rate (<21 days absence) than students not attending the program (97.0%)	Y	100.0%
3) The percentage of students who score Level 3 and above on the FCAT math tests will be above the school baseline (30.4%)	Y	35.8%
4) The percentage of students who score Level 3 and above on the FCAT reading tests will be above the school baseline (24.4%)	N	21.3%
5) Program will maintain at least 90% of their projected average daily attendance.	Y	102.0%

## Mayport Middle TEAM UP, Communities In Schools of Jacksonville, Inc.

**Program Address:** 2604 Mayport Road, 32233

**Total Contract Amount:** \$157,320

**Contracted ADA:** 115

**Total Children Served:** 211

**Funding Source:** Children's Commission

**Actual Amount Spent:** \$157,318.56

**Actual ADA:** 131

**Children Served 60+ Days:** 189

### Program Highlights

This TEAM UP is very unique due to the geographic diversity in the school. Mayport Middle has supported a JROTC program through assistance of the neighboring Mayport Naval Base. Girls Inc. weekly deals with self-esteem, identity, and business. One of the newer developments of the program is the chorale. Mayport Middle is a Coastal Science magnet, so the academic portion is offered around this area. Students are often involved in outdoor experiments and marine biology.

### Goals

Goals	Met Goal	Outcome
1) Students attending the TEAM UP program for at least 60 days will have better promotion rate than students not attending the program (98.1%)	Y	97.8%
2) Students attending the TEAM UP program for at least 60 days will have better attendance rate (<21 days absence) than students not attending the program (95.3%)	Y	97.2%
3) The percentage of students who score Level 3 and above on the FCAT math tests and reading tests will be above the school baseline (57.6%)	N	49.2%
4) The percentage of students who score Level 3 and above on the FCAT reading tests will be above the school baseline (59.7%)	N	49.4%
5) Program will maintain at least 90% of their projected average daily attendance.	Y	113.9%

## New Town / Eugene Butler Middle, Boys & Girls Clubs of Northeast Florida

**Program Address:** 900 Acorn St., 32209

**Total Contract Amount:** \$255,858

**Contracted ADA:** 120

**Total Children Served:** 209

**Funding Source:** Children's Commission

**Actual Amount Spent:** \$403,453.88 (Combined New Town Total)

**Actual ADA:** 117

**Children Served 60+ Days:** 151

### Goals

Goals	Met Goal	Outcome
1) Students attending the TEAM UP program for at least 60 days will have better promotion rate than students not attending the program (90.9%)	Y	98.6%
2) Students attending the TEAM UP program for at least 60 days will have better attendance rate (<21 days absence) than students not attending the program (89.0%)	Y	98.7%
3) The percentage of students who score Level 3 and above on the FCAT math tests will be above the school baseline (20.0%)	Y	29.7%
4) The percentage of students who score Level 3 and above on the FCAT reading tests will be above the school baseline (23.8%)	Y	25.7%
5) Program will maintain at least 90% of their projected average daily attendance.	Y	97.7%

## New Town / S. P. Livingston Elementary , Boys & Girls Clubs of Northeast Florida

**Program Address:** 1128 Barber St., 32209

**Total Contract Amount:** \$209,142

**Contracted ADA:** 130

**Total Children Served:** 250

**Funding Source:** Children's Commission

**Actual Amount Spent:** \$403,453.88 (Combined New Town Total)

**Actual ADA:** 158

**Children Served 60+ Days:** 176

Goals	Met Goal	Outcome
1) Students attending the TEAM UP program for at least 60 days will have better promotion rate than students not attending the program (79.3%)	Y	82.5%
2) Students attending the TEAM UP program for at least 60 days will have better attendance rate (<21 days absence) than students not attending the program (83.3%)	Y	94.1%
3) The percentage of students who score Level 3 and above on the FCAT math tests will be above the school baseline (23.9%)	Y	37.7%
4) The percentage of students who score Level 3 and above on the FCAT reading tests will be above the school baseline (21.7%)	Y	33.8%
5) Program will maintain at least 90% of their projected average daily attendance.	Y	121.3%

### Program Highlights For New Town

The Building Our Limitless Dreams (BOLD) Afterschool Project is a unique program offered by the Boys & Girls Clubs of Northeast Florida in partnership with War on Poverty and operated in the area known as New Town Success Zone. BOLD operates in S.P. Livingston Elementary and Eugene Butler Middle School. The New Town Success Zone provides an array of family services from the time a child is born to the time a child graduates from college or enters the workforce. The BOLD project seeks to provide additional tutoring and education assistance to its members, while offering families case management services and community initiatives support. The BOLD Afterschool Project is the largest afterschool program offered by the Boys & Girls Clubs of Northeast Florida serving 250 children every day.

## North Shore Elementary TEAM UP, The Bridge of Northeast Florida

**Program Address:** 5701 Silver Plaza, 32208

**Total Contract Amount:** \$333,363

**Contracted ADA:** 210

**Total Children Served:** 330

**Funding Source:** 21<sup>st</sup> Century Community Learning Center/Children's Commission

**Actual Amount Spent:** \$331,797.87

**Actual ADA:** 199

**Children Served 60+ Days:** 223

### Program Highlights

- North Shore's letter grade increased from "D" to "B" from the State of Florida
- Superb performance by TEAM UP students during the annual "Lights on After School" program
- Workshop Proposal "Toolkit for After School Professionals" was selected by Foundation Beyond School Hours Conference for presentation in February Conference

Goals	Met Goal	Outcome
1) Students attending the TEAM UP program for at least 60 days will have better promotion rate than students not attending the program ( 84.1%)	Y	92.7%
2) Students attending the TEAM UP program for at least 60 days will have better attendance rate (<21 days absence) than students not attending the program (82.6%)	Y	94.5%
3) The percentage of students who score Level 3 and above on the FCAT math tests will be above the school baseline (37.6%)	Y	59.3%
4) The percentage of students who score Level 3 and above on the FCAT reading tests will be above the school baseline (27.8%)	N	26.5%
5) Program will maintain at least 90% of their projected average daily attendance.	Y	94.6%

## Northwestern Middle TEAM UP, Communities In Schools of Jacksonville, Inc.

**Program Address:** 2100 W. 45th St., 32209

**Funding Source:** 21<sup>st</sup> Century Community Learning Center (21<sup>st</sup> CCLC)/Children's Commission

**Total Contract Amount:** \$276,480

**Actual Amount Spent:** \$276,097.64

**Contracted ADA:** 110

**Actual ADA:** 127

**Total Children Served:** 257

**Children Served 60+ Days:** 134

### Program Highlights

- Cheerleading
- Step Team
- Girl Scouts of Gateway Council
- Community Service

Goals	Met Goal	Outcome
1) Students attending the TEAM UP program for at least 60 days will have better promotion rate than students not attending the program (87.4%)	Y	92.5%
2) Students attending the TEAM UP program for at least 60 days will have better attendance rate (<21 days absence) than students not attending the program ( 97.%)	Y	100.0%
3) The percentage of students who score Level 3 and above on the FCAT math tests will be above the school baseline (27%)	N	23.8%
4) The percentage of students who score Level 3 and above on the FCAT reading tests will be above the school baseline (21.4%)	N	17.3%
5) Program will maintain at least 90% of their projected average daily attendance.	Y	115.5%

## Oak Hill Elementary TEAM UP, Community Connections of Jacksonville, Inc.

**Program Address:** 6910 Daughtry Blvd. S., 32244

**Funding Source** Children's Commission:

**Total Contract Amount:** \$96,120

**Actual Amount Spent:** \$94,096.69

**Contracted ADA:** 120

**Actual ADA:** 131

**Total Children Served:** 153

**Children Served 60+ Days:** 114

### Program Highlights

First Thanksgiving Dinner Program served 300 parents, students, staff, and community residents. Enrichment programs, Cheerleaders/HOOT Steppers and 1<sup>st</sup> graders provided entertainment for the evening. Practicing for first annual CCJ Spelling Bee to be held in April, 2013.

Goals	Met Goal	Outcome
1) Students attending the TEAM UP program for at least 60 days will have better promotion rate than students not attending the program (86.7%)	N	85.1%
2) Students attending the TEAM UP program for at least 60 days will have better attendance rate (<21 days absence) than students not attending the program (85.4%)	Y	97.4%
3) The percentage of students who score Level 3 and above on the FCAT math tests will be above the school baseline (47.4%)	N	30.8%
4) The percentage of students who score Level 3 and above on the FCAT reading tests will be above the school baseline ( 44.0 %)	N	32.3%
5) Program will maintain at least 90% of their projected average daily attendance.	Y	109.0%

## Pickett Elementary TEAM UP, Communities in Schools of Jacksonville, Inc.

**Program Address:** 6305 Old Kings Road, 32254

**Total Contract Amount:** \$136,800

**Contracted ADA:** 100

**Total Children Served:** 142

**Funding Source:** Children's Commission

**Actual Amount Spent:** \$136,796.27

**Actual ADA:** 103

**Children Served 60+ Days:** 116

### Program Highlights

Pickett is a small community oriented third and fourth generation school. Its physical location is in the midst of a highly industrial area surrounded by many commercial entities. It is not unusual to find a pasture inhabited by cows and chickens. This presents a great outdoor learning environment for students to freely engage in science, horticulture physical activity experiences.

Pickett's TEAM UP staff, faculty, students and principal believes we are unique "TWITS" a TEAM With Individual Talents working to improve the quality of learning to help students succeed in life.

Goals	Met Goal	Outcome
1) Students attending the TEAM UP program for at least 60 days will have better promotion rate than students not attending the program (83.1%)	Y	94.7%
2) Students attending the TEAM UP program for at least 60 days will have better attendance rate (<21 days absence) than students not attending the program (67.8%)	Y	90.4%
3) The percentage of students who score Level 3 and above on the FCAT math tests will be above the school baseline (39.6%)	Y	50.0%
4) The percentage of students who score Level 3 and above on the reading tests will be above the school baseline (34.0%)	Y	41.3%
5) Program will maintain at least 90% of their projected average daily attendance.	Y	103.1%

## Pine Forest Elementary TEAM UP, Wayman Community Development Corporation

**Program Address:** 3929 Grant Road, 32207

**Total Contract Amount:** \$184,680

**Contracted ADA:** 135

**Total Children Served:** 155

**Funding Source:** Children's Commission

**Actual Amount Spent:** \$181,271.12

**Actual ADA:** 137

**Children Served 60+ Days:** 152

### Program Highlights

- Program helped the school earn an "A" grade
- 75% of school safety program participants were in TEAM UP

Goals	Met Goal	Outcome
1) Students attending the TEAM UP program for at least 60 days will have better promotion rate than students not attending the program (95.5%)	N	91.9%
2) Students attending the TEAM UP program for at least 60 days will have better attendance rate (<21 days absence) than students not attending the program (96.1%)	Y	96.0%
3) The percentage of students who score Level 3 and above on the FCAT math tests will be above the school baseline (75.5%)	N	61.2%
4) The percentage of students who score Level 3 and above on the FCAT reading tests will be above the school baseline (77.1%)	N	66.2%
5) Program will maintain at least 90% of their projected average daily attendance.	Y	101.2%

## Pinedale Elementary TEAM UP, Communities In Schools of Jacksonville, Inc.

**Program Address:** 4229 Edison Ave., 32254

**Funding Source:** 21<sup>st</sup> Century Community Learning Center/Children's Commission

**Total Contract Amount:** \$416,070

**Actual Amount Spent:** \$412,875.89

**Contracted ADA:** 190

**Actual ADA:** 175

**Total Children Served:** 195

**Children Served 60+ Days:** 190

### Program Highlights

Pinedale has a chess program that utilizes rapping as a technique for students to learn the placement of pieces and the different terminology in class. Another unique aspect of the program is dance. Students are technically trained and learn various genres of dance and styles of music, students have engaged in lyrical, liturgical, classical, jazz, hip-hop, and ballet. Pinedale has a violin/cello program that is extraordinary and growing, along with our show choir ensemble. Several staff members have been at Pinedale since the inception of the program and it has experienced low turnover, speaking volumes about the commitment of the staff.

Goals	Met Goal	Outcome
1) Students attending the TEAM UP program for at least 60 days will have better promotion rate than students not attending the program (86.3%)	N	81.2%
2) Students attending the TEAM UP program for at least 60 days will have better attendance rate (<21 days absence) than students not attending the program (71.0%)	Y	78.5%
3) The percentage of students who score Level 3 and above on the FCAT math tests will be above the school baseline (35.1%)	Y	35.1%
4) The percentage of students who score Level 3 and above on the FCAT reading tests will be above the school baseline (29.7%)	Y	29.8%
5) Program will maintain at least 90% of their projected average daily attendance.	Y	92.3%

## R. L. Brown Elementary TEAM UP, Police Athletic League of Jacksonville

**Program Address:** 1535 Milnor St., 32206

**Funding Source:** Jacksonville Journey

**Total Contract Amount:** \$129,960

**Actual Amount Spent:** \$129,426.86

**Contracted ADA:** 95

**Actual ADA:** 100

**Total Children Served:** 127

**Children Served 60+ Days:** 107

### Program Highlights

R. L. Brown Elementary achieved better outcomes than school participants not attending the TEAM UP Program. The promotion rate was 3.2% higher than nonparticipants (89.5%) and 77% of TEAM UP students had less than 10 absences; 21% higher than school participants not attending TEAM UP. The average daily attendance achieved was 105%. The Children's Commission redesign summer camp model was implemented with an extension of the NASA STEM Program. **Results:** Recognized as the model camp for summer programs in Jacksonville, earned a perfect score of 100 on monitoring evaluation conducted by Children's Commission.

Goals	Met Goal	Outcome
1) Students attending the TEAM UP program for at least 60 days will have better promotion rate than students not attending the program (86.3%)	Y	89.5%
2) Students attending the TEAM UP program for at least 60 days will have better attendance rate (<21 days absence) than students not attending the program (83.6%)	Y	95.2%
3) The percentage of students who score Level 3 and above on the FCAT math tests will be above the school baseline (39.6%)	Y	50.8%
4) The percentage of students who score Level 3 and above on the FCAT reading tests will be above the school baseline (36.8%)	N	33.8%
5) Program will maintain at least 90% of their projected average daily attendance.	Y	105.1%

## Reynolds Lane Elementary TEAM UP, Communities In Schools of Jacksonville, Inc.

**Program Address:** 840 Reynolds Lane, 32254

**Total Contract Amount:** \$184,680

**Contracted ADA:** 135

**Total Children Served:** 158

**Funding Source:** Children's Commission

**Actual Amount Spent:** \$184,677.44

**Actual ADA:** 158

**Children Served 60+ Days:** 142

### Program Highlights

- Girl's Reading Club – Gateway Council Girl Scouts
- Birding Club – Duval Audubon Society
- Outdoor Club – Duval Audubon Society
- Money/Budget Education for parents – Real Sense (United Way of Northeast Florida)
- Musical Theatre – Geneva McNair PhD
- Jump Start Strings (Cello & Violin) – Jacksonville Symphony
- STEM – Northeast Florida Black Engineers Group
- Money Education – Jr. Achievement of Northeast Florida
- Genealogical Studies Group – Jacksonville Public Library
- Jr. Photographers Club – Head Shots Photo Studios

Goals	Met Goal	Outcome
1) Students attending the TEAM UP program for at least 60 days will have better promotion rate than students not attending the program (78.7%)	Y	86.3%
2) Students attending the TEAM UP program for at least 60 days will have better attendance rate (<21 days absence) than students not attending the program (81.6%)	Y	95.0%
3) The percentage of students who score Level 3 and above on the FCAT math tests will be above the school baseline (37.0%)	Y	56.3%
4) The percentage of students who score Level 3 and above on the FCAT reading tests will be above the school baseline (27.2%)	Y	45.0%
5) Program will maintain at least 90% of their projected average daily attendance.	Y	101.0%

## Ribault Middle TEAM UP, Communities In Schools of Jacksonville, Inc.

**Program Address:** 3630 Ribault Scenic Drive, 32208

**Total Contract Amount:** \$184,680

**Contracted ADA:** 135

**Total Children Served:** 242

**Funding Source:** Children's Commission

**Actual Amount Spent:** \$184,678.28

**Actual ADA:** 158

**Children Served 60+ Days:** 191

### Program Highlights

- Physical fitness activities which include intramural sports
- Modeling/Fashion design
- Self Esteem Groups
- Winner Cheerleading competition 2012

Goals	Met Goal	Outcome
1) Students attending the TEAM UP program for at least 60 days will have better promotion rate than students not attending the program (94.5%)	Y	99.5%
2) Students attending the TEAM UP program for at least 60 days will have better attendance rate (<21 days absence) than students not attending the program (97.4 %)	Y	98.9%
3) The percentage of students who score Level 3 and above on the FCAT math tests and reading tests will be above the school baseline (23.1%)	Y	33.5%
4) The percentage of students who score Level 3 and above on the FCAT reading tests will be above the school baseline (23.9%)	Y	28.0%
5) Program will maintain at least 90% of their projected average daily attendance.	Y	117.0%

## Rufus E. Payne Elementary TEAM UP, YMCA of Florida's First Coast

**Program Address:** 6725 Hema Road, 32209

**Total Contract Amount:** \$172,368

**Contracted ADA:** 126

**Total Children Served:** 150

**Funding Source:** Jacksonville Journey

**Actual Amount Spent:** \$172,277.56

**Actual ADA:** 123

**Children Served 60+ Days:** 147

### Program Highlights

- Rufus Payne’s afterschool program provides academic support with intensive differentiated instruction to assist students in small groups and one on one. We also offer chess, knitting, and culinary classes for all students. We participate in quarterly campus clean-ups and give back to the community by providing food donations to needy families during the holidays.
- Students also participated in Youth Fit For Life where they learned to eat healthy, exercise and have a daily balance. Students who completed the program were rewarded by attending a Jacksonville Jaguars game. Students were also honored at the game during half-time for their accomplishments.

Goals	Met Goal	Outcome
1) Students attending the TEAM UP program for at least 60 days will have better promotion rate than students not attending the program (82.8%)	Y	89.0%
2) Students attending the TEAM UP program for at least 60 days will have better attendance rate (<21 days absence) than students not attending the program (79.9%)	Y	94.5%
3) The percentage of students who score Level 3 and above on the FCAT math tests will be above the school baseline (33.7%)	y	41.8%
4) The percentage of students who score Level 3 and above on the FCAT reading tests will be above the school baseline (33.7%)	Y	37.4%
5) Program will maintain at least 90% of their projected average daily attendance.	Y	102.3%

## Rutledge Pearson Elementary - TEAM UP, The Bridge of Northeast Florida

**Program Address:** 4346 Roanoke Blvd., 32208

**Funding Source:** 21<sup>st</sup> Century Community Learning Center/Children's Commission

**Total Contract Amount:** \$278,618

**Actual Amount Spent:** \$275,434.35

**Contracted ADA:** 135

**Actual ADA:** 164

**Total Children Served:** 219

**Children Served 60+ Days:** 197

### Program Highlights

- “A” School by the Florida Dept. of Education. Credit to TEAM UP by Principal Crotty
- Maintains high level ADA and interest in the program
- Continue to develop and maintain trust of school principal

Goals	Met Goal	Outcome
1) Students attending the TEAM UP program for at least 60 days will have better promotion rate than students not attending the program (82.2%)	Y	86.2%
2) Students attending the TEAM UP program for at least 60 days will have better attendance rate (<21 days absence) than students not attending the program (87.8%)	Y	88.7%
3) The percentage of students who score Level 3 and above on the FCAT math tests and reading tests will be above the school baseline (37.5%)	Y	54.4%
4) The percentage of students who score Level 3 and above on the FCAT math tests and reading tests will be above the school baseline (31.3%)	N	31.2%
5) Program will maintain at least 90% of their projected average daily attendance.	Y	121.4%



## S. A. Hull Elementary TEAM UP, Communities In Schools of Jacksonville, Inc.

**Program Address:** 7528 Hull Street, 32219

**Funding Source:** Children's Commission

**Total Contract Amount:** \$191,520

**Actual Amount Spent:** \$190,672.75

**Contracted ADA:** 140

**Actual ADA:** 151

**Total Children Served:** 174

**Children Served 60+ Days:** 158

### Program Highlights

S.A. Hull Elementary has put together a drum line and baton/dance line. Each group was asked to participate in the annual cheer competition S.A. Hull has strong parental involvement.

Goals	Met Goal	Outcome
1) Students attending the TEAM UP program for at least 60 days will have better promotion rate than students not attending the program. (79.4%)	Y	91.0%
2) Students attending the TEAM UP program for at least 60 days will have better attendance rate (<21 days absence) than students not attending the program (76.6%)	Y	95.5%
3) The percentage of students who score Level 3 and above on the FCAT math tests will be above the school baseline (47.6%)	Y	59.2%
4) The percentage of students who score Level 3 and above on the FCAT reading tests will be above the school baseline (33.3%)	Y	48.0%
5) 90% of projected number of children will be served.	Y	108.0%

## Sadie Tillis Elementary - TEAM UP, Communities In Schools of Jacksonville, Inc.

**Program Address:** 6084 Morse Ave., 32244

**Funding Source:** Children's Commission

**Total Contract Amount:** \$96,120

**Actual Amount Spent:** \$96,119

**Contracted ADA:** 120

**Actual ADA:** 178

**Total Children Served:** 203

**Children Served 60+ Days:** 170

### Program Highlights

- Drama
- Jump String Symphony
- Intramural Sports
- Science Projects
- Winner Cheerleading Competition 2012

Goals	Met Goal	Outcome
1) Students attending the TEAM UP program for at least 60 days will have better promotion rate than students not attending the program. (85 %)	Y	92.8%
2) Students attending the TEAM UP program for at least 60 days will have better attendance rate (<21 days absence) than students not attending the program (88.4%)	Y	93.5%
3) The percentage of students who score Level 3 and above on the FCAT math tests will be above the school baseline (37.1%)	Y	39.7%
4) The percentage of students who score Level 3 and above on the FCAT reading tests will be above the school baseline (34.7%)	Y	35.6%
5) 90% of projected number of children will be served.	Y	148.3%

## Sallye B. Mathis Elementary TEAM UP, Communities In Schools of Jacksonville, Inc.

**Program Address:** 3501 Winton Drive, 32208

**Total Contract Amount:** \$184,680

**Contracted ADA:** 135

**Total Children Served:** 161

**Funding Source:** Children's Commission

**Actual Amount Spent:** \$184,251.67

**Actual ADA:** 140

**Children Served 60+ Days:** 156

### Program Highlights

The Sallye B. Mathis TEAM UP is designed to use structures rituals and routines on a daily bases to enable students to achieve their academic and expressive goals. The program offers activities such as cheerleading, stepping, football, lyrical dance and much, much more.

The program allows teachers and staff to shine, empowering with their Believer Fever.

Goals	Met Goal	Outcome
1) Students attending the TEAM UP program for at least 60 days will have better promotion rate than students not attending the program (83.3%)	Y	92.8%
2) Students attending the TEAM UP program for at least 60 days will have better attendance rate (<21 days absence) than students not attending the program (84.0%)	Y	96.1%
3) The percentage of students who score Level 3 and above on the FCAT math tests will be above the school baseline (26.4%)	Y	56.3%
4) The percentage of students who score Level 3 and above on the FCAT reading tests will be above the school baseline (37.7%)	Y	46.4%
5) Program will maintain at least 90% of their projected average daily attendance.	Y	103.7%

## Southside Middle TEAM UP, Boys & Girls Clubs of Northeast Florida

**Program Address:** 2948 Knights Lane E., 32216

**Total Contract Amount:** \$171,000

**Contracted ADA:** 125

**Total Children Served:** 218

**Funding Source:** Jacksonville Journey

**Actual Amount Spent:** \$169,331.22

**Actual ADA:** 118

**Children Served 60+ Days:** 166

### Program Highlights

Southside Middle School was the first middle school only program offered by the Boys & Girls Clubs of Northeast Florida. Southside Middle TEAM UP serves a unique population of refugee families and ESL students and families. Because of this Southside Middle TEAM UP partners with Lutheran Social Services to offer translators and tutors for the children and families served by the program.

Goals	Met Goal	Outcome
1) Students attending the TEAM UP program for at least 60 days will have better promotion rate than students not attending the program (97.0%).	N	96.8%
2) Students attending the TEAM UP program for at least 60 days will have better attendance rate (<21 days absence) than students not attending the program (98.1%)	Y	100.0%
3) The percentage of students who score Level 3 and above on the FCAT math tests will be above the school baseline (30.9%)	N	27.0%
4) The percentage of students who score Level 3 and above on the FCAT reading tests will be above the school baseline (36.2%)	N	26.3%
5) Program will maintain at least 90% of their projected average daily attendance.	Y	94.4%

## St. Clair Evans Academy TEAM UP, The Bridge of Northeast Florida

**Program Address:** 5443 Moncrief Road, 32209

**Total Contract Amount:** \$164,160

**Contracted ADA:** 120

**Total Children Served:** 164

**Funding Source:** Children's Commission

**Actual Amount Spent:** \$162,273.14

**Actual ADA:** 122

**Children Served 60+ Days:** 146

### Program Highlights

- Developed a great working relationship between the program manager, parents and principal
- Attendance meeting the required ADA
- Cultivated an atmosphere where students want to come afterschool

Goals	Met Goal	Outcome
1) Students attending the TEAM UP program for at least 60 days will have better promotion rate than students not attending the program (78.6%)	Y	92.4%
2) Students attending the TEAM UP program for at least 60 days will have better attendance rate (<21 days absence) than students not attending the program (81.5%)	Y	94.4%
3) The percentage of students who score Level 3 and above on the FCAT math tests will be above the school baseline (31.6%)	Y	37.8%
4) The percentage of students who score Level 3 and above on the FCAT reading tests will be above the school baseline (34.8%)	Y	58.9%
5) Program will maintain at least 90% of their projected average daily attendance.	Y	101.9%

## Wayman Academy of the Arts TEAM UP, Wayman Community Development Corporation

**Program Address:** 1176 LaBelle St., 32205

**Total Contract Amount:** \$136,800

**Contracted ADA:** 100

**Total Children Served:** 151

**Funding Source:** Children's Commission

**Actual Amount Spent:** \$136,768.93

**Actual ADA:** 110

**Children Served 60+ Days:** 121

### Program Highlights

- Partnered with Bold City Chapter of Links, Inc. and FSCJ North Campus to sponsor an obesity prevention program

Goals	Met Goal	Outcome
1) Students attending the TEAM UP program for at least 60 days will have better promotion rate than students not attending the program (84.9%)	Y	85.1%
2) Students attending the TEAM UP program for at least 60 days will have better attendance rate (<21 days absence) than students not attending the program (79.1%)	Y	92.6%
3) The percentage of students who score Level 3 and above on the FCAT math tests will be above the school baseline (34.8%)	Y	41.9%
4) The percentage of students who score Level 3 and above on the FCAT reading tests will be above the school baseline (36.0%)	N	35.5%
5) Program will maintain 90% of projected average daily attendance.	Y	110.2%

## West Jacksonville Elementary TEAM UP, Boys & Girls Clubs of Northeast Florida

**Program Address:** 2115 Commonwealth Ave., 32209

**Total Contract Amount:** \$143,640

**Contracted ADA:** 105

**Total Children Served:** 149

**Funding Source:** Children's Commission

**Actual Amount Spent:** \$129,650.81

**Actual ADA:** 105

**Children Served 60+ Days:** 122

### Program Highlights

As a member of the Boys & Girls Clubs of America, the Boys & Girls Clubs of Northeast Florida is able to offer West Jacksonville the opportunity to avail itself of the nationally developed Advanced Youth Development Strategy that offers disadvantaged youth a holistic array of over 40 research based and field tested programs, enriching the lives of the children attending the program. West Jax TEAM UP has a unique relationship with the senior center that operates close to the school. On a regular basis members of the TEAM UP visit the senior center and bring cards and gifts for the seniors who attend the center. The seniors reciprocate by coming to the TEAM UP to read books to children attending the afterschool program.

Goals	Met Goal	Outcome
1) Students attending the TEAM UP program for at least 60 days will have better promotion rate than students not attending the program (79.6%)	N	79.5%
2) Students attending the TEAM UP program for at least 60 days will have better attendance rate (<21 days absence) than students not attending the program (87.4%)	Y	91.8%
3) The percentage of students who score Level 3 and above on the FCAT math tests will be above the school baseline (42.5%)	Y	45.6%
4) The percentage of students who score Level 3 and above on the FCAT reading tests will be above the school baseline (20.0%)	Y	29.8%
5) Program will maintain at least 90% of their projected average daily attendance.	Y	99.1%

## Woodland Acres Elementary TEAM UP, Communities In Schools of Jacksonville, Inc.

**Program Address:** 328 Bowlan St., 32211

**Total Contract Amount:** \$246,240

**Contracted ADA:** 180

**Total Children Served:** 240

**Funding Source:** Children's Commission

**Actual Amount Spent:** \$246,238.45

**Actual ADA:** 189

**Children Served 60+ Days:** 224

### Program Highlights

- Step
- Dance
- Cheerleading
- Jump Strings Symphony
- Science Fair
- Baseball

Goals	Met Goal	Outcome
1) Students attending the TEAM UP program for at least 60 days will have better promotion rate than students not attending the program (87.5%)	Y	90.9%
2) Students attending the TEAM UP program for at least 60 days will have better attendance rate (<21 days absence) than students not attending the program (81.2%)	Y	88.6%
3) The percentage of students who score Level 3 and above on the FCAT math tests will be above the school baseline (56.3%)	Y	57.4%
4) The percentage of students who score Level 3 and above on the FCAT reading tests will be above the school baseline (42.5%)	N	37.0%
5) Program will maintain at least 90% of their projected average daily attendance.	Y	105.0%

## Special Needs TEAM UP Programs

Special Needs TEAM UP programs are afterschool enrichment programs for middle and high school students with physical and/or developmental disabilities. Participants are enrolled in the Alden Road Exceptional Student Center or the Palm Avenue Exceptional Student Center. Modeled after other TEAM UP programs, these programs are also designed to support the academic, social and life skills development of the students attending.

## Alden Road Exceptional Student Center TEAM UP, Hope Haven Children's Clinic and Family Center

**Provider Address:** 11780 Alden Road, 32246  
**Total Contract Amount:** \$174,554  
**Contracted ADA:** 30  
**Total Children Served:** 29

**Funding Source:** Children's Commission  
**Actual Amount Spent:** \$170,417.65  
**Actual ADA:** 28  
**Children Served 60+ Days:** 33

### Program Highlights

- Afterschool program for children from birth to 18 who have complex developmental and physical problems.
- This past year Alden Road has been able to enhance a curriculum that incorporates academic supports, independent living, social skills, health and nutrition, sports and fitness, and technology.
- Alden Road has increased the number community-based, education oriented field trips and “typical” social opportunities for youth with special needs.
- Parents have been especially appreciative of program offerings during the summer, winter and spring breaks as well as one-day workshops during school holidays.

Goals	Met Goal	Outcome
1) 90% of students will demonstrate an increase in school performance in at least 3 areas of their Individual Education Plan (IEP).	Y	100%
2) 95% of the parents report satisfaction with the program	Y	100%
3) 95% of students attending 60 days or more will improve their peer interactions as noted by staff/teacher progress notes	Y	100%

## Palm Avenue Exceptional Student Center TEAM UP, Police Athletic League of Jacksonville

**Provider Address:** 1301 W. Palm Ave., 32254  
**Total Contract Amount:** \$48,971  
**Contracted ADA:** 35  
**Total Children Served:** 52

**Funding Source:** Children's Commission  
**Actual Amount Spent:** \$46,740.54  
**Actual ADA:** 42  
**Children Served 60+ Days:** 40

### Program Highlights

Palm Avenue Exceptional Student Center provides a wide range of educational experiences, life skills training, specialized enrichment and recreational activities that contribute to the individual social and character growth of mentally and physically disabled youth. The TEAM UP learning components develop opportunities that maximize each student's potential for higher independence, lifelong learning and support of their Individual Education Plan (IEP).

Goals	Met Goal	Outcome
1) 98% of students attending the program will remain free from physical harm/impairment and arrests during hours for the course of program year	Y	100%
2) 90% of students will demonstrate an increase in school performance in at least 3 areas of their Individual Education Plan (IEP).	Y	90%
3) 95% of students attending 60 days or more will improve their peer interactions as noted by staff/teacher progress notes	Y	95%

# Mental Health Programs Including Full Service Schools

Jacksonville Children's Commission funded mental health programs are provided at Duval County Public Schools or on an outpatient basis. Generally the Full Services School services provided include assessment, individual, group, behavioral and family therapy, psychiatric evaluation and medication management. The purpose of all programs is to decrease the symptoms of behavioral and/or mental illness and increase the child's ability to function in school, home and community.

In Full Service Schools, parent involvement is the crux of the program. Therapists consistently communicate with parents and teachers to share information and promote goal completion.

Many of the programs have strong behavioral components and topics might include anger management, bullying, self-esteem, etc. In some instances mental illnesses have been diagnosed that were not apparent at the start of services.

## Full Service Schools - Beaches, Child Guidance Center, Inc.

### Feeder Schools (Beaches Area):

Atlantic Beach Elementary, Finegan Elementary, Fletcher High, Jacksonville Beach Elementary, Mayport Elementary, Mayport Middle, Neptune Beach Elementary, San Pablo Elementary, Seabreeze Elementary, and Marine Science Center

**Funding Source:** Children's Commission

**Total Contract Amount:** \$128,000

**Contracted Units of Service:** 9,500

**Contracted Number Children Served:** 150

**Actual Amount Spent:** \$128,000

**Actual Units of Service:** 10,896

**Actual Number of Children Served:** 123

### Program Highlights

- Two staff trained in Trauma Focused Cognitive Behavioral Therapy (TF-CBT) and one in Eye Movement Desensitization and Reprocessing (EMDR). Both are SAMHSA evidenced based treatments that involve helping all clients, including children, to reprocess and recover from the effects of traumatic events. Both treatments have a wide range of effectiveness with all types of populations and are relatively easy to implement. EMDR would be used for seriously affected students with post-traumatic stress disorder and TF-CBT would be used for less serious problems.

Goals	Met Goal	Outcome
1) 85% of clients who complete treatment will improve their social/emotional functioning as evidenced by Children's Functional Assessment Rating Scale (CFARS) pre/post assessment.	Y	100.0%
2) 85% of parents will indicate that the mental health services received were beneficial, via survey instruments	Y	100.0%
3) 85% of teacher or referral source will indicate that the mental health services received were beneficial, via survey instruments.	Y	100.0%

## Full Service Schools - Behavioral Services, Northwest Behavioral Health Services, Inc.

**Feeder Schools:** Englewood High, Southside Middle, Greenfield Elementary, Hogan-Spring Glen Elementary, Holiday Hill Elementary, Love Grove Elementary, and Spring Park Elementary.

**Funding Source:** Children's Commission

**Total Contract Amount:** \$45,000

**Contracted Units of Service:** 2,000

**Contracted Number Children Served:** 55

**Actual Amount Spent:** \$44,999

**Actual Units of Service:** 2321

**Actual Number of Children Served:** 44

### Program Highlights

Northwest's Behavioral Specialist at Englewood Full Service Program starts a system's approach in working with the children. The Behavioral Specialist coordinates with the client, client's legal guardians, client's teacher, guidance counselor, and principal to develop a behavior program that meets the need of the child. This also creates a therapeutic alliance between the provider and the adults involved with the children.

**Success Story:** An eleven year old male who was receiving multiple referrals for disruptive behaviors received behavioral services through Northwest Behavioral. Through the providers' multi-systems approach, the child was able to make marked improvement in his classroom behavior and be promoted to the next grade. After the youth began to exhibit returning behavior problems regarding transitioning into middle school, the behavior specialist worked with the child through the summer to prepare him for the transition. Once the transition occurred, he was successfully discharged from services.

Goals	Met Goal	Outcome
1) 85% of clients who complete treatment will improve their social/emotional functioning as evidenced by Children's Functional Assessment Rating Scale (CFARS) pre/post assessment	Y	100.0%
2) 85% of parents will indicate that the mental health services received were beneficial, via survey instruments	Y	100.0%
3) 85% of teacher or referral source will indicate that the mental health services received were beneficial, via survey instruments	Y	100.0%



## Full Service Schools Communities, Daniel Memorial, Inc.

**Feeder Schools:** Paxon High (Reynolds Lane Elementary, Ruth Upson Elementary and Pinedale Elementary and at Ribault High – Carter Woodson Elementary, S. A. Hull Elementary, A. Philip Randolph High, St. Clair Evans Academy, Northwestern Middle, Ribault Middle and High)

**Funding Source:** Children's Commission

**Total Contract Amount:** \$564,985

**Actual Amount Spent:** \$564,739

**Contracted Units of Service:** 30,000

**Actual Units of Service:** 34,118

**Contracted Number Children Served:** 425

**Actual Number of Children Served:** 400

### Program Highlights

- A complete electronic medical record system has been implemented. All Daniel programs are projected to be utilizing the new system by the end of 12-13.
- The Senior Clinician for Full Service Schools has completed EMDR (Eye Movement Desensitization & Reprocessing) training. This is a tool for trauma that utilizes psychological exposure, cognitive behavioral therapy, and some grounding and centering techniques. The process involves Bilateral Stimulation (stimulation of the 2 hemispheres of the brain simultaneously, while focusing on external stimuli) and adapting information processing that is linked through memories.

Goals	Met Goal	Outcome
1) 85% of clients who complete treatment will improve their social/emotional functioning as evidenced by Children's Functional Assessment Rating Scale (CFARS) pre/post assessment	Y	95.0%
2) 85% of parents will indicate that the mental health services received were beneficial, via survey instruments	Y	100.0%
3) 85% of teacher or referral source will indicate that the mental health services received were beneficial, via survey instruments	Y	100.0%

## Full Service Schools - Communities, Child Guidance Center, Inc.

**Feeder Schools:** Englewood High, Ribault High, Andrew Jackson High, and Paxon High and their Feeder pattern schools

**Funding Source:** Children's Commission

**Total Contract Amount:** \$512,000

**Actual Amount Spent:** \$510,523.10

**Contracted Units of Service:** 38,000

**Actual Units of Service:** 41,324

**Contracted Number Children Served:** 480

**Actual Number of Children Served:** 487

### Program Highlights

Two staff trained in Trauma Focused Cognitive Behavioral Therapy (TF-CBT) and five in Eye Movement Desensitization and Reprocessing (EMDR). Both are SAMHSA evidenced based treatments that involve helping all clients, including children, to reprocess and recover from the effects of traumatic events. Both treatments have a wide range of effectiveness with all types of populations and are relatively easy to implement. EMDR will be used for seriously affected students with post-traumatic stress disorder and TF-CBT will be used for less serious problems. They may also be used together.

Goals	Met Goal	Outcome
1) 85% of clients who complete treatment will improve their social/emotional functioning as evidenced by Children's Functional Assessment Rating Scale (CFARS) pre/post assessment.	Y	100.0%
2) 85% of parents will indicate that the mental health services received were beneficial, via survey instruments	Y	100.0%
3) 85% of teacher or referral source will indicate that the mental health services received were beneficial, via survey instruments.	Y	100.0%

## Full Service Schools – Sandalwood, Child Guidance Center, Inc.

**Feeder Schools:** Sandalwood High & Feeder Schools

**Funding Source:** Children's Commission

**Total Contract Amount:** \$230,000

**Actual Amount Spent:** \$228,199.99

**Contracted Units of Service:** 20,000

**Actual Units of Service:** 20,847

**Contracted Number Children Served:** 275

**Actual Number of Children Served:** 275

### Program Highlights

Two staff trained in Trauma Focused Cognitive Behavioral Therapy (TF-CBT) and one in Eye Movement Desensitization and Reprocessing (EMDR). Both are SAMHSA evidenced based treatments that involve helping all clients, including children, to reprocess and recover from the effects of traumatic events. Both treatments have a wide range of effectiveness with all types of populations and are relatively easy to implement. EMDR will be used for seriously affected students with post-traumatic stress disorder and TF-CBT will be used for less serious problems. They may also be used together.

Goals	Met Goal	Outcome
1) 85% of clients who complete treatment will improve their social/emotional functioning as evidenced by Children's Functional Assessment Rating Scale (CFARS) pre/post assessment	Y	100%
2) 85% of parents will indicate that the mental health services received were beneficial, via survey instruments	Y	100%
3) 85% of teacher or referral source will indicate that the mental health services received were beneficial, via survey instruments	Y	100%

## Full Service Schools - Communities, Mental Health Resource Center, Inc.

**Feeder Schools:** Hogan Spring-Glen Elementary, Holiday Hill Elementary, and Love Grove

**Funding Source:** Children's Commission

**Total Contract Amount:** \$222,708

**Actual Amount Spent:** \$222,708

**Contracted Units of Service:** 8,500

**Actual Units of Service:** 11,998

**Contracted Number Children Served:** 125

**Actual Number of Children Served:** 166

### Program Highlights

- MHRC just went through an agency audit and was re-accredited by The Joint Commission.
- Two MHRC FSS staff participated in a learning collaborative in a best-practice trauma-informed group therapy model, Structured Psychotherapy for Adolescents Responding to Chronic Stress (SPARCS). Both completed the requirements of the certification and have both been awarded certification as SPARCS clinicians.
- The MHRC FSS Program Manager participated in a learning collaboration for certification in a best-practice trauma-informed therapy model, Trauma-Focused Cognitive-Behavioral Therapy (TF-CBT), completed the requirements of the certification and is awaiting the certification.

Goals	Met Goal	Outcome
1) 85% of clients who complete treatment will improve their social/emotional functioning as evidenced by Children's Functional Assessment Rating Scale (CFARS) pre/post assessment	Y	92.0%
2) 85% of parents will indicate that the mental health services received were beneficial, via survey instruments	Y	97.0%
3) 85% of teacher or referral source will indicate that the mental health services received were beneficial, via survey instruments	Y	94.0%

## Outpatient Counseling, Child Guidance Center, Inc.

**Provider Address:** 4412 Barnes Road S., 32207

**Total Contract Amount:** \$179,606

**Contracted Units of Service:** 13,000

**Contracted Children Served:** 330

**Funding Source:** Children's Commission

**Actual Amount Spent:** \$179,606

**Actual Units of Service:** 24,753

**Actual Children Served:** 448

### Program Highlights

- Child Guidance Center has been involved in a thorough, yearlong, strategic planning process, examining relevance of the mission and vision statements, creating action plans for each of the Balanced Scorecard areas and addressing internal and external perspectives regarding staff and client needs. New financial and programmatic strategies are being explored.
- The implementation of electronic health records will occur this spring as we get ready for our 3 year accreditation audit with CARF next fall.
- Structured Psychotherapy for Adolescents Responding to Chronic Stress (SPARCS) collaboration with Gateway was completed and we are providing evidenced based groups for children who have experienced trauma. Evidenced based Trauma Focused Cognitive Behavior Therapy (TFCBT) training was completed by most outpatient staff. TFCBT is for individual children/adolescents who have experienced a trauma or multiple traumas.

### Goals

Goals	Met Goal	Outcome
1) 90% parent satisfaction as measured by State of Florida Alcohol, Drug and Mental Health survey for FY 11/12	Y	97.0%
2) Less than 30% of clients with a treatment plan will drop out of care prior to completion of treatment (FY 11/12)	Y	28.8%
3) 85% of all clients who complete treatment will improve their Children's Global Assessment Scale Score (CGAS) by 10 points FY 11/12	Y	94.0%

# Mentoring

The Jacksonville Children’s Commission has long supported mentoring because it guarantees a young person that there is someone who cares about them. A child is not alone in dealing with day-to-day worries. Mentors provide their mentees with an experienced friend who is there to help in any number of situations such as education, daily living, and support in making good life choices.

Research has confirmed what we knew anecdotally or intuitively before —that mentoring works. A Research Brief published by Child Trends entitled "Mentoring: A Promising Strategy for Youth Development" found that youth who participate in mentoring relationships experience a number of positive benefits:

- In terms of educational achievement, mentored youth have better attendance; a better chance of going on to higher education; and better attitudes toward school.
- In terms of health and safety, mentoring appears to help prevent substance abuse and reduce some negative youth behaviors.
- On the social and emotional development front, taking part in mentoring promotes positive social attitudes and relationships. Mentored youth tend to trust their parents more and communicate better with them.

In addition to providing funding for a number of specific agency programs, the Commission supports mentoring by providing background screening and preliminary trainings for these agencies and other efforts like Jacksonville’s Mayor’s Mentors program.

## Big in Communities and Schools (BICS), Big Brothers Big Sisters OF Northeast Florida

**Schools Served: Elementary Schools:** Atlantic Beach, Brookview, Carter Woodson, Englewood, Finegan, Ft. Caroline, Greenland Pines, Hogan-Spring Glen, Jacksonville Beach, Jacksonville Heights, Louis Sheffield, M. L. King, Mayport, Neptune Beach, North Shore, Oakhill, Rufus E. Payne, Pinedale, R. L. Brown, San Jose, Seabreeze, Spring Park, Tiger Academy, Twin Lakes, Venetia, Westview (K-8) and Windy Hill; **Middle Schools:** Eugene Butler, Highlands, Jeb Stuart, Mayport, Southside and Twin Lakes; **High Schools:** Andrew Jackson, Fletcher, Raines, Ribault, Sandalwood, Terry Parker and First Coast.

**Funding Source:** Children's Commission

**Total Contract Amount:** \$213,449

**Actual Amount Spent:** \$213,449

**Contracted Unit of Service:** 74,000

**Actual Units of Service:** 74,000

**Contracted Children Served:** 500

**Actual Children Served:** 500

### Program Highlights

This program provides long term, one - to - one mentoring to youth who have been identified as "at risk" for academic failure by school officials. School officials refer students for deficiencies in academic performance, study skills, school behavior or social skills. Youth meet with their mentor one hour each week in the school setting for the duration of the school year. Students who are identified may participate in this program until they complete high school; if they are promoted and attend school outside of the Bigs in Community Schools BICS service area they may move on to other Big Brothers Big Sisters programming options.

Goals	Met Goal	Outcome
1) 85% of youth will improve in behavior (report cards, referrals, supervision).	Y	96%
2) 85% of all youth will improve attendance.	Y	96%
3) 90% of all youth will be promoted to next grade level.	Y	96%
4) Program will maintain 90% of projected number of children served.	Y	100%

## Take Stock in Children, Florida State College at Jacksonville

**Agency Location:** 501 West State Street, 32202

**Funding Source:** Children's Commission

**Total Contract Amount:** \$103,638

**Actual Amount Spent:** \$103,637.42

**Contracted Units of Service (UOS):** 136,800

**Actual Units of Services (UOS):** 105,224

**Total Children Served:** 385

### Program Highlights

Take Stock in Children (TSIC) was established in 1995 as a nonprofit organization that provides a unique opportunity for low income and at-risk students, many from minority families, to escape the cycle of poverty through successful education. We offer our students college scholarships, volunteer mentors, in-school support and hope for a better life. Our comprehensive services start in middle school, continue through high school and include the students' transition into college.

Goals	Met Goal	Outcome
1) 90% of Children enrolled in the Take Stock program will assigned a trained mentor upon their official entry.	Y	100%
2) 90% of Children's Commission sponsored Take Stock In Children scholars will be promoted to the next grade level.	Y	100%
3) 95% of Children's Commission sponsored students enrolled in the Take Stock In Children program will successfully maintain their eligibility for the awarded scholarship.	Y	100%
4) % of Seniors will graduate and have their Florida Prepaid Scholarship activated for enrollment.	Y	97%

## Tipping the Scale, The Bridge of Northeast Florida

**Funding Source:** Children's Commission

**Total Contract Amount:** \$60,000

**Contracted Units of Service:** 6,000

**Total Children Served:** 40

**Actual Amount Spent:** \$60,000

**Actual Units of Services (UOS):** 6,902

**Actual Children Served:** 40

**Program High Schools:** Andrew Jackson, Darnell Cookman, Duncan Fletcher, Ed White, First Coast, Mandarin, Paxon, Raines, Ribault, Lee, Schools for the Future and Wolfson

### Program Highlights

This is a unique partnership between The Bridge and Shands Jacksonville. Shands employees mentor participants who are in grades 9-12.

- Three program participants graduated from high school; attend FSCJ, UNF and FAMU, with Bridge scholarship.
- One Shands program graduate now works part-time as a Certified Nursing Assistant at Shands.
- Students participate in community service: raised money for the McKenzie Noelle Wilson Foundation, participated in Wilson Foundation run.

Goals	Met Goal	Outcome
1) 100% of mentors will be screened and receive volunteer training.	Y	100.0%
2) 80% of the youth who complet the entire program by attending at least 75% of the main components will not drop out of high school.	Y	80.0%
3) 80% of youth attending at least 75% of the 3 main components who have less than a 2.0 GPA prior to entering the program, will increase their GPA.	Y	80.0%

## Yes You! Mentoring, Wayman Community Development Corporation

**Provider Address:** 1176 Labelle St., 32205

**Total Contract Amount:** \$60,000

**Contracted Units of Service ADA:** 80

**Total Children Served:** 105

**Funding Source:** Children's Commission

**Actual Amount Spent:** \$58,884.07

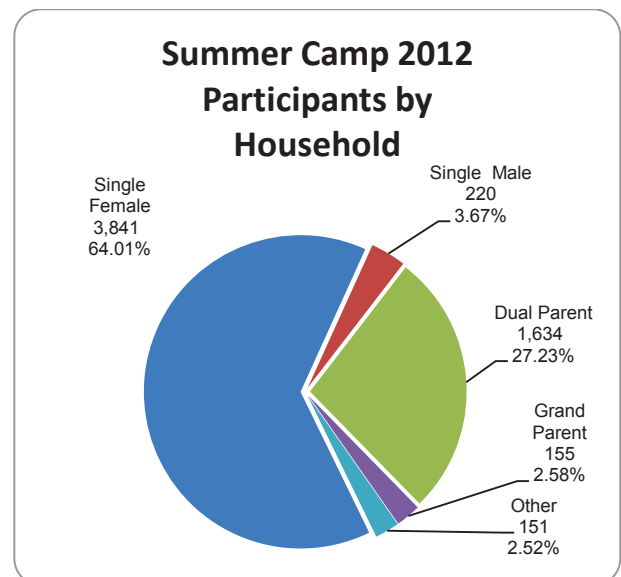
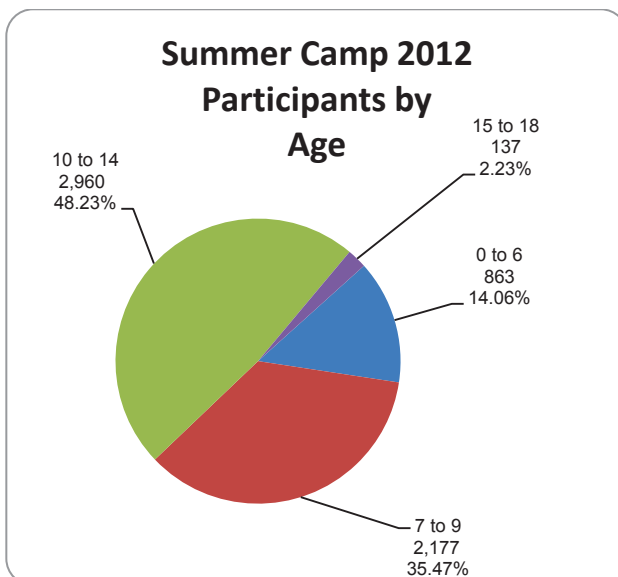
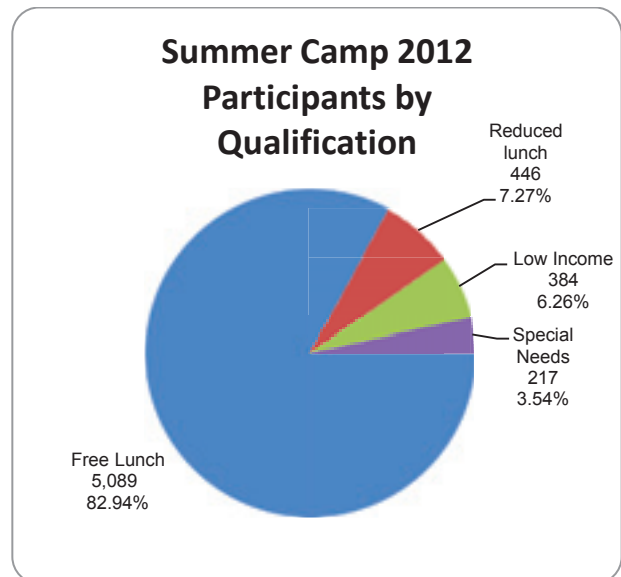
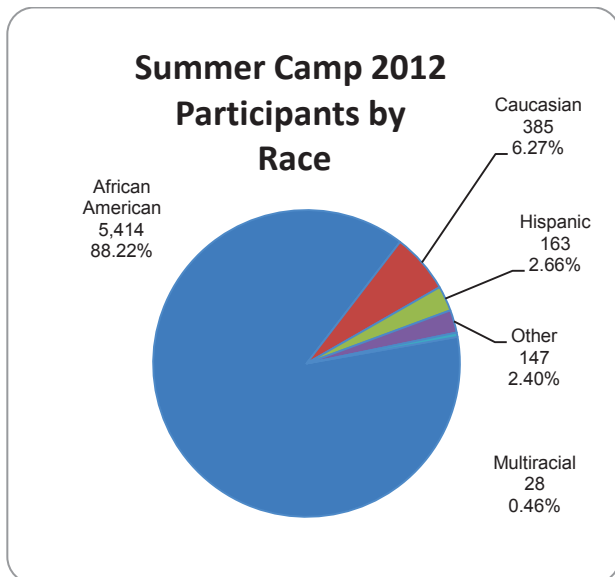
### Program Highlights

Yes You! Mentoring is designed to provide early intervention and prevention services by matching 80 at risk youth with 80 adult role models/mentors. Eligible students are from 6 to 16 years old. This program places special emphasis on recruiting African American adult mentors, to improve the cultural compatibility between the mentor and mentee. Volunteers are screened and trained to provide a nurturing relationship that will encourage youth development. The program provides academic enrichment, life management/leadership skills, cultural enrichment, and recreational activities for youth.

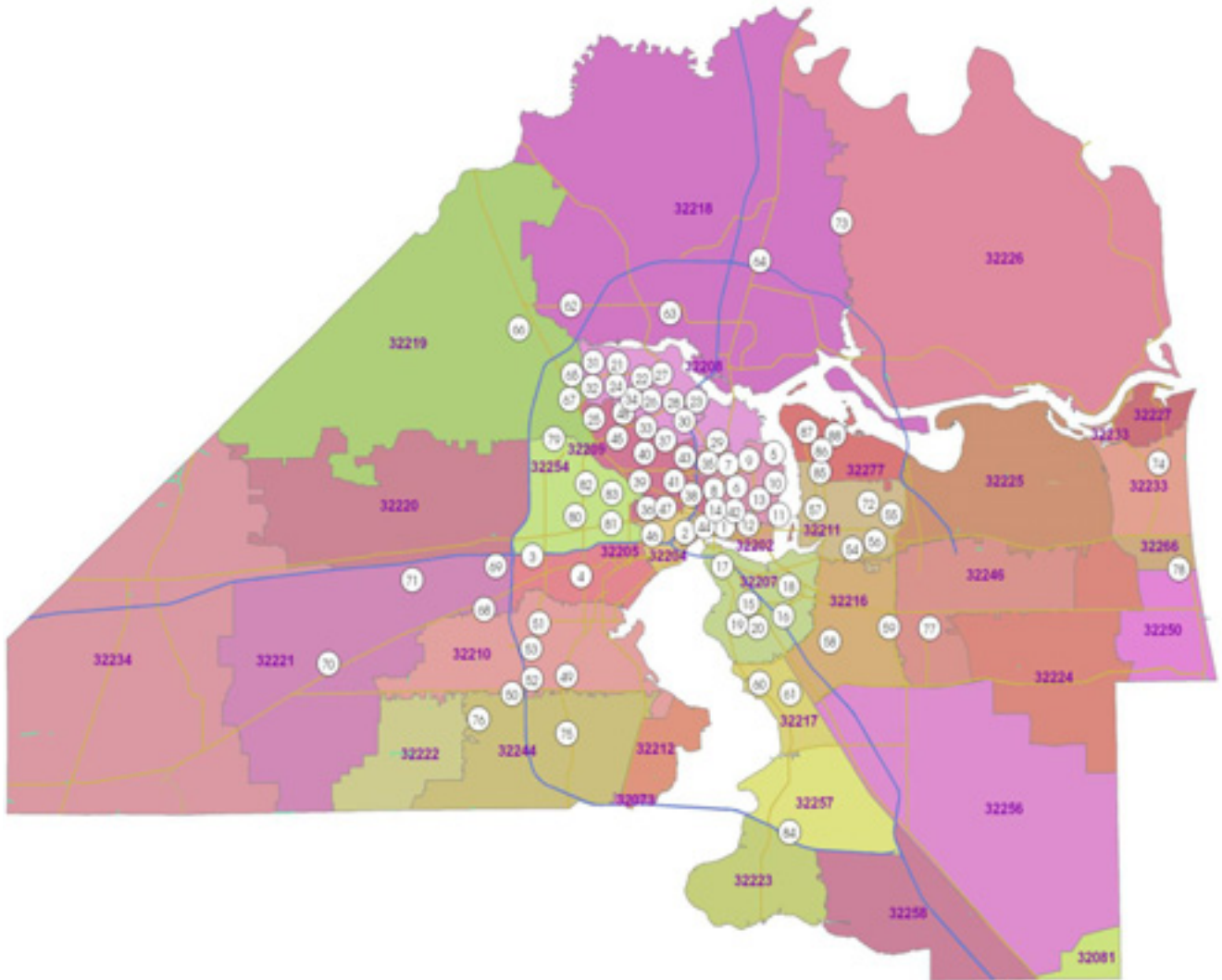
Goals	Met Goal	Outcome
1) 85% will be promoted to the next grade level	Y	100.0%
2) 100 of all parents of matched youth will receive acceptance letters and a case plan	Y	100.0%
3) 85% will improve their attendance and will have less than 21 days of absence	Y	98.0%

## Summer Camp 2012

Commission funded summer camp programs provide academic and enrichment activities for at risk children during the summer months. Last year, 25 organizations received Summer Camp funds to support 89 summer camp sites for 5,214 low income children, 5 to 15 years of age, living in Duval County, Florida. These neighborhoods based camps offered a mix of high quality activities focused on learning and recreation.



## Map of Summer Camp Sites





Summer Camp Sites	SEATS/SITE	Map Location
<b>Americas Little Leaders, Inc.</b>		
Bridging the Gap	39	26
<b>Boselli Foundation</b>		
Simonds-Johnson Community Park	50	34
Russell Bill Cook Community Park	50	5
<b>Boys &amp; Girls Clubs of Northeast Florida</b>		
Annie R. Morgan Elementary	50	83
Southside Middle	47	58
West Jacksonville Elementary	48	36
B.O.L.D. Project - S.P. Livingston Elementary	40	46
B.O.L.D. Project - Eugene Butler Middle	36	47
Beaches - Boys & Girls Clubs	70	78
Laurence F. Lee - Boys & Girls Clubs	65	6
NFL Yet - Boys & Girls Clubs	62	35
Victory Pointe Clubs	60	3
Woodland Acres Clubs	60	54
<b>Bridge of Northeast Florida</b>		
Arlington Middle	54	55
Alfred duPont Middle	49	60
Andrew Robinson Elementary	75	7
Justina Road Elementary	75	85
St. Clair Evans Academy	75	37
BUS	158	8
Southwind Villas	70	59
<b>Carpenter's Shop Center, Inc.</b>		
Summer Adventures	88	57
<b>City of Jacksonville - Parks &amp; Recreation</b>		
Balis Community Center	19	17
Blue Cypress Community Center	50	87
Burnett Park Community Center	11	84
Carvill Community Center	3	30
Cecil Recreation Complex	13	70
Clanzel T. Brown Community Center	23	43
Cuba Hunter Community Center	48	18
Dinsmore Community Center	5	66
Power for Development	83	67

Edith Brown Ford Community Center	4	81
Emmett Reed Community Center	19	41
Henry T. Jones, Sr. Community Center	19	19
Julian Barrs Community Center	22	71
Legends Community Center	46	31
Mary Lena Gibbs Community Center	8	53
McGirts Community Center	55	76
Oceanway Community Center	47	64
Robert F. Kennedy Community Center	32	42
Windy Hill Community Center	5	77
<b>Communities In Schools of Jacksonville, Inc.</b>		
Carter G. Woodson Elementary	60	33
Ft. Caroline Middle	60	86
Highlands Middle	60	63
Jeb Stuart Middle	63	49
Jefferson Davis Middle	70	50
Joseph Stilwell Middle	34	69
Lake Forest Elementary	49	23
Long Branch Elementary	67	9
Matthew W. Gilbert Middle	75	10
Mayport Middle	334	74
Pickett Elementary	90	79
Reynolds Lane Elementary	60	80
Ribault Middle	60	24
S.A. Hull Elementary	60	65
Sadie Tillis Elementary	60	75
Sallye B. Mathis Elementary	69	25
Woodland Acres Elementary	60	56
<b>Community Connections of Jacksonville, Inc.</b>		
A.L. Lewis Center	125	22
Hyde Grove Elementary	60	51
M. L. King Elementary	110	21
Oak Hill Elementary	59	52
Davis Center	75	1
Normandy Center	80	68
Sable Palms	62	15
<b>Cornerstone Neighborhood School, Inc.</b>		
Grand St. - Discovery Camp	40	16
Spring Park Rd. - Discovery Camp	140	27
<b>Dayspring Baptist Church</b>		
Camp Dayspring	40	62

<b>Don't Miss A Beat, Inc.</b>		
Music & Arts & Academic Enrichment	55	2
<b>Duval County Public Schools (DCPS) - Louis Sheffield Elementary</b>		
Camp Einstein	49	73
<b>Heart for Children Inc.</b>		
HFC Summer Camp 2012	35	11
<b>Household of Faith Church, Inc.</b>		
Camp H.O.M.E.	90	28
<b>Living Way Christian Fellowship</b>		
Kingdom Kids	55	29
<b>MaliVai Washington</b>		
TNT'S Camp Dynamite	132	38
<b>Northside Church of Christ</b>		
Northside Church of Christ Summer Camp	74	39
<b>PAL - Public Defender Office</b>		
Vision for Excellence	32	12
<b>Police Athletic League</b>		
R. L. Brown Elementary – TEAM UP	60	13
Camp PAL 33 <sup>rd</sup>	60	40
<b>Power For Developing Successful Youth, Inc.</b>		
Summer Camp 2012	83	89
<b>River Region Human Services, Inc.</b>		
Camp Unity - West 3 <sup>rd</sup>	40	44
Camp Unity - Justina	39	88
<b>Sanctuary Of Northeast FL</b>		
Super Summer Camp	30	14
<b>Stage Aurora Theatrical Company</b>		
Stage Aurora Performing Arts	70	32
<b>True Vine Ministries, Inc.</b>		
True Vine Baseball Academy	39	48

<b>Wayman Community Development Corporation</b>		
Biltmore Elementary	36	82
Pine Forest Elementary	61	20
Wayman Academy of the Arts	64	4
<b>YMCA Of Florida's First Coast</b>		
Johnson Family YMCA	80	45
Parkwood Heights Elementary	48	72
duPont Family YMCA	110	61

# **Programs Providing Extra Help For Children With Specific Needs**

## Alternative to Truancy Out of School Suspension, Duval County Public Schools

**Locations:** Frank H. Peterson Academies of Technology, Southside Middle School, Beaches Boys & Girls Clubs of Northeast FL, The Bridge of Northeast FL, and St. Paul Missionary

**Funding Source:** Jacksonville Journey

**Total Contract Amount:** \$1,067,422

**Contracted Students Per Day:** 115

**Actual Amount Spent:** \$1,013,691.60

**Total Children Served:** 17,480

### Program Highlights

- ATOSS is an out-of-school suspension and truancy program that provides comprehensive services that meet students' academic, behavioral, and conflict resolution needs. There are five ATOSS Centers across the city. Students are closely monitored and required to keep their school work current. In addition, centers serve all students picked up throughout the day for truancy. ATOSS participants can select from the five centers covering each geographic location in the city. Two centers are housed in Duval County Public Schools - Frank H. Peterson Academies of Technology, Southside Middle School, and three are housed in community-based locations - Beaches Boys & Girls Club, The Bridge of Northeast Florida and St. Paul Missionary Baptist Church.
- Current projections show that the centers can serve up to 27,000 students annually.

Goals	Met Goal	Outcome
1) 85% of students attending Jacksonville Journey ATOSS sites for 3 days or more will not received a serious (Class 3 or 4) referral/conduct violation.	Y	99.9%
2) 100% of students attending Jacksonville Journey ATOSS programs sites for 3 days or more will be free for physical harm and arrest during their enrolment in the program	Y	100%
3) The Out of School Suspension Sites will maintain 95% of their project ADA.	Y	110%
4) 90% of students attending Jacksonville Journey ATOSS sites for 3 days or more will be provided with academic and social support and will re-enter their referring school.	Y	100%

## Family Connection, Youth Crisis Center, Inc.

**Provider Address:** 3015 Parental Home Road, 32216

**Total Contract Amount:** \$69,142

**Contracted Units of Service:** 3,375

**Contracted Number Children Served:** 128

**Funding Source:** Children's Commission

**Actual Amount Spent:** \$61,425.74

**Actual Units of Service:** 2,724

**Actual Number of Children Served:** 152

### Program Highlights

This program is designed to offer immediate intervention services to families and youth in crisis situations, while simultaneously , providing parents and other caregivers the tools, resources and support needed to develop a strong and lasting family system to deal with future issues. The goal of the program is to keep families together, to keep youth in a productive educational environment, allowing them to become productive adults.

Goals	Met Goal	Outcome
1) 75% of families participating in services will complete the program.	Y	95.0%
2) 85% of youth admitted to program will complete the program without being expelled from school, running away from home or adjudicated by courts.	Y	95.0%
3) 80% of youth admitted to the program will be enrolled in school (or acceptable alternative aducational program services)	Y	100.0%
4) Program will maintain 90% of projected number of children served.	Y	100.0%

## Dropout Prevention, PACE Center for Girls, Inc.

**Provider Address:** 2933 University Blvd. N., 32211

**Total Contract Amount:** \$152,981

**Contracted Units of Service:** 36,800

**Number Children Served:** 150

**Funding Source:** Children's Commission

**Actual Amount Spent:** \$152,978.94

**Actual Units of Service:** 34,525

**Actual Number of Children Served:** 184

### Program Highlights

PACE provides certified high school completion and basic skills education, career development planning, substance abuse prevention and counseling services to at risk girls ages 12-18. Academic structure and case management services are provided to girls who have historically not been successful in the public school system or have exhibited self-destructive behaviors and / or have been victims of crimes or abuse.

Goals	Met Goal	Outcome
1) 85% of girls enrolled greater than 30 days with a successful transition will have an increased BASI score upon exit.	Y	100%
2) 85% of girls attending program will remain free from physical harm, impairment and arrest during program hours for the course of the program year.	Y	96%
3) 85% of assessments will be completed in 10 days of enrollment.	Y	100%
4) 90% of projected number of girls will be served	Y	121%

## PROJECT PREPARE, Daniel Memorial, Inc.

**Program Address:** 1526 Parental Home Road, 32216

**Total Contract Amount:** \$60,000

**Contracted Units of Service:** 7,072

**Contracted Number of Children Served:** 17

**Funding Source:** Children's Commission

**Actual Amount Spent:** \$59,999.99

**Actual Units of Service:** 2,058

**Actual Number of Children Served:** 13

### Program Highlights

This program is a comprehensive case management, skills development, and transitional housing program providing community based support and out-of-home placement for homeless teenagers and young adults ages 16-18. The goal of the program is to transition youth from a state of homelessness or housing instability to one of social and economic independence. It is a program for children who are homeless and seeking independence. The program remains full to capacity and is consistently receiving referrals. The program sets clear expectations and boundaries to increase independent living skills. Several young adults are in college. The staff has a wealth of resources to help the youth gain employment and other resources to help with independent living. The program serves children from all areas of Duval County.

Goals	Met Goal	Outcome
1) 95% of clients will be discharged with stable housing and employment	N	88.0%
2) 95% of youth will not be arrested for a law violation in a 12 month period	Y	100.0%
3) 95% of clients will have a savings account established in their names during the service period.	N	89.0%

## Project Second Chance, Youth Crisis Center, Inc.

**Provider Address:** 3017 Parental Home Road, 32216

**Funding Source:** Jacksonville Journey

**Total Contract Amount:** \$321,600

**Actual Amount Spent:** \$317,562.44

**Contracted Units of Service:** 25,000

**Actual Units of Service:** 17,063

**Contracted Number Children Served:** 200

**Actual Number of Children Served:** 259

### Program Highlights

Project Second Chance is a comprehensive Juvenile Early Intervention/Prevention Program for approximately 150-200 at risk male and female offenders or troubled youth. Services are provided at various locations including, the youth's home, Full Service Schools, or the Youth Crisis Center Campus on Parental Home Road. The general purpose of the Juvenile Prevention/Intervention Program is to expand prevention and outreach programs that prevent future criminal behavior in juveniles and to intervene in the lives of youth who are at risk of becoming criminals. Clients may be referred to the program via court order, State Attorney's or Public Defender's Office or Department of Juvenile Justice.

Goals	Met Goal	Outcome
1) 100% of clients will have access to adult basic education courses and/or GED instruction.	Y	100%
2) 95% of clients will be provided with direct vocational training.	Y	100%
3) 80% of clients will not be re-arrested after completion of program services for one year.	Y	80%

## Extended Care and Therapy, DLC Nurse & Learn, Inc.

**Provider Address:** 2270 Blanding Blvd., 32210,  
4101-1 College St. 32205

**Funding Source:** Children's Commission

**Total Contract Amount:** \$304,588

**Actual Amount Spent:** \$304,586.40

**Contracted Average Daily Attendance:** 31

**Actual Average Daily Attendance:** 33

**Contracted Number Children Served:** 55

**Actual Number of Children Served:** 64

### Program Highlights

This program is for children ages 3 to 22 years with disabilities that prevent them from attending a typical day care program. Activities include crafts, games, music and outdoor play along with therapies, nursing care, personal grooming and time for skill practice. Physical, Occupational and Speech therapy are given as needed and if recommend by the child's doctor. Normalized activities geared toward each child's skill level help them achieve their full potential and are charted on a daily basis.

Goals	Met Goal	Outcome
1) 75% of students served showed measurable progress in developmental / adaptive skill areas as described in their Individual Education Plan (IEP) based goals.	Y	93%
2) 75% of students will show measurable improvement in self help/adaptive functioning (as revealed in progress notes)parent satisfaction of DLC program.	Y	96%
3) 90% of parents will report that their children are benefiting from services provided, as evidenced by parent survey.	Y	100%



## BASICS, Hope Haven Children's Clinic and Family Center

**Provider Address:** 4600 Beach Blvd., 32207  
**Total Contract Amount:** \$120,000  
**Contracted Average Daily Attendance:** 20  
**Total Children Served:** 47

**Funding Source:** Children's Commission  
**Actual Amount Spent:** \$117,493.55  
**Actual Average Daily Attendance:** 23  
**Children Served 60+ Days:** 5

### Program Highlights

The BASICS program is designed to provide an afterschool enrichment setting for school-aged youth with physical and/or developmental disabilities. Participating youth may have down syndrome, autism or other developmental or physical challenges that impact brain function. This past year Hope Haven has enhanced its curriculum to incorporate more academic supports, independent living, social skills, health and nutrition, sports and fitness, and technology. BASICS increased the number of community based, education oriented field trips and “typical” social opportunities for our youth with special needs. Parents have been especially appreciative of program offerings during the summer, winter and spring breaks as well as one-day workshops for school holidays.

Goals	Met Goal	Outcome
1) 90% of afterschool participants will maintain or improve their performance in functional academics during the school year.	Y	90%
2) 90% of Basics graduates who have participated for at least one year will be able to successfully transition to an independent living employment services/training program, sheltered workshop, or other community inclusion program.	Y	100%
3) 90% of afterschool participants will maintain or improve their performance in activities of daily living during the school year.	Y	93%
4) 90% of afterschool participants will maintain or improve their performance in health and hygiene during the school year.	Y	100%

## Respite Care / Children’s Services, New Heights of Northeast Florida, Inc.

**Provider Address:** 3311 Beach Blvd., 32207  
**Total Contract Amount:** \$120,099  
**Contracted Units of Service:** 45,989  
**Contracted Children Served:** 390

**Funding Source:** Children's Commission  
**Actual Amount Spent:** \$120,098.48  
**Actual Units of Service:** 34,526  
**Actual Children Served:** 296

### Program Highlights

The Children’s Services/Therapy Services provides physical, occupational, and speech therapy, as well as infant toddler development, for children age zero to five with special needs or developmental disabilities. The Respite Program provides relief for primary caregivers of children zero to eighteen with special needs or developmental disabilities. Staffs from both programs provide services in the family home, additionally therapy may be provided at the child’s day care facility or at a community location.

All of the families who have enrolled in the respite care program who requested services in the home and who qualified for funding were served. 95% of children served showed improvement in self-help/adaptive functioning (fine motor/daily living skills) as indicated in the progress form and case notes.

Goals	Met Goal	Outcome
1) 80% of children will show measurable progress in comprehension and cognitive learning through planned development session, as documented by case notes.	Y	90%
2) 80% of participants enrolled in the respite program who have funding and who request services will be served.	Y	100%
3) 80% of children will show measurable progress in strength and movement (gross motor function) by the end of funding 6/30/12.	Y	88%

## Early Childhood Development Services - Homeless, Sulzbacher Center

**Provider Address:** 611 E. Adams St., 32202

**Funding Source:** Children's Commission

**Total Contract Amount:** \$44,360

**Contracted Units of Service:** 12,963

**Contracted Children Served:** 200

**Actual Amount Spent:** \$42,884.06

**Actual Units of Service:** 12,591

**Actual Number of Children Served:** 197

### Program Highlights

The Sulzbacher Center provides developmental screening and comprehensive services case management services to homeless children and their families.

Goals	Met Goal	Outcome
1) 95% of children residing at the Center who are developmentally delayed will be linked to appropriate resources, such as Head Start or other initiatives for children at risk of academic failure.	Y	100%
2) 85% of parents residing at the Center will be trained to recognize normal childhood developmental milestones.	Y	100%
3) The Certified Teacher will maintain contact with the Duval County School representative for 90% of school age children residing at the Center in order to ascertain the overall academic challenges or strengths of resident children.	Y	100%
4) 90% of projected number of children will be served.	Y	99%

## Bridge Connection I Teen Pregnancy Intervention, The Bridge of Northeast Florida

**Provider Address:** 1824 N. Pearl St., 32206

**Total Contract Amount:** \$250,000

**Total Children Served:** 214

**Funding Source:** Children's Commission

**Actual Amount Spent:** \$245,332.63

### Program Highlights

- This program provides intensive case management to youth ages 10-14. Services include home visits and strategies to engage families and assist youth in need of support, transportation, medical appointments, tutoring, and positive activities.
- Over 100 youth received sexuality education
- Thirteen youth not attending summer camp participated in BC1 Reading Club, read over 100 books in eight weeks
- 100 families received holiday food baskets in 2012

Goals	Met Goal	Outcome
1) 85% of active students will be promoted to the next grade level	Y	98.3%
2) 100% of students will not become teenage parents	N	99.0%
3) 90% of projected children will be served	Y	107.0%

## Healthy Families Jacksonville, Community Connections of Jacksonville, Inc.

**ZIP Codes Served:** 32206, 32207, 32211, 32216, 32217, 32225, 32246, 32277

**Funding Source:** Children's Commission / Healthy Families Florida

**Total Contract Amount:** \$1,102,580.00      **Actual Amount Spent:** \$1,100,432.80

**Total Children and Families Served:** 498

Goals	Met Goal	Outcome
1) 95% of all children in families who complete the program will have no findings of "indicated" or "verified" child maltreatment during the 12 months following completion	Y	98%
2) At least 80% of enrolled mothers will not have a subsequent pregnancy within 2 years.	Y	96%
3) At least 85% of the target children will be up to date immunizations and well-baby checkups at 24 months of age.	Y	92%
4) 90% of projected number of children/families will be maintained	Y	108%

## Healthy Families Jacksonville, The Bridge of Northeast Florida

**ZIP Codes Served:** 32202, 32204, 32205, 32208, 32209, 32210, 32218, 32244, 32254

**Funding Source:** Children's Commission / Healthy Families Florida

**Total Contract Amount:** \$713,386      **Actual Amount Spent:** \$710,430.58

**Total Children and Families Served:** 275

Goals	Met Goal	Outcome
1) 95% of all children in families who complete the program will have no findings of "indicated" or "verified" child maltreatment during the 12 months following completion	Y	98%
2) At least 80% of enrolled mothers will not have a subsequent pregnancy within 2 years.	Y	97%
3) At least 85% of the target children will be up to date immunizations and Well-baby checkups at 24 months of age.	Y	100%
4) 90% of projected number of children/families will be maintained	Y	94.7%

### Program Highlights

Healthy Families is an evidenced-based, proven program that prevents child abuse and neglect, promotes healthy child development and improves family self-sufficiency. The Healthy Families program intervenes early, during pregnancy or shortly after a child is born (up to 3 months of age). This home visiting program has proven that intervening early and promoting supportive parenting can prevent the trauma of early childhood adversity, and contribute to strong early brain development and social and emotional well-being. Highly trained home visitors help parents understand and support their infant's healthy development; provide responsive, nurturing care; and ensure a safe, stimulating environment. Home visitors promote personal responsibility by working with parents to improve their own education, find employment and build stronger, more stable relationships with the people in their lives which leads to better outcomes for children.

## Born Learning - Early Learning Program – United Way of Northeast Florida

**Provider Address:** 1301 Riverplace Blvd., Suite 400, 32203  
**Total Contract Amount:** \$40,000

**Funding Source:** Children's Commission  
**Actual Amount Spent:** \$29,413  
**Total Parents Served:** 3,030

### Program Highlights

This parenting program was conducted using 45 minute interactive, facilitated sessions that occur in community settings. Born Learning education materials and sessions are designed to empower parents and caregivers to stimulate their preschool children's development through conversation, playing games and providing love and support. The session topics were *Learning on the Go, Playing Games, Every Day Activities for Dads, Fun with Food and Fitness, Ages and Stages and Effective Discipline*.

### Goals

	Met Goal	Outcome
1) 90% of the participants surveyed will indicate they agree that children are born learning (children have the ability to learn beginning in infancy). Results based on a survey provided to participants following the training.	Y	100%
2) 95% of participants surveyed will agree that every moment can be a teaching moment with their preschool child. Results based on a survey provided to participants following the training.	Y	95%

# **Programs to Improve the Quality of Early Learning**

## Early Learning Program – Episcopal Children’s Services

**Provider Address:** 8443 Baymeadows Rd., 32256  
**Total Contract Amount:** \$1,521,900  
**Contracted Centers Served:** 70

**Funding Source:** Children's Commission  
**Actual Amount Spent:** \$1,476,012.09  
**Actual Centers Served:** 70  
**Total Children Served:** 4,290

### Program Highlights

Twenty-two centers earned a Guiding Star of Duval Quality Rating. Four of these centers received their star rating for the first time. Three of the four earned three star ratings and the fourth center earned a two star rating. Of the 22 centers, 19 centers or 86% earned a three star or higher. 114 professional development scholarships were issued. 70% of the students enrolled in the ECS CDA Plus courses completed the course work and requirements for the national CDA credential.

Goals	Met Goal	Outcome
1) 75% of centers exited in the spring of 2012 will improve by one star in Domains 1 – Learning Environment of the GSOD rating improvement system as measure by 50% of the classrooms evaluated on the ITERS and ECERS.	Y	88%
2) 75% of the centers exiting in the spring of 2012 will receive an overall 3 star or higher rating thereby increasing the number of quality early learning programs providing quality school readiness services as measured GSOD rating improvement system.	Y	86%
3) Prekindergarten children enrolled in the program will demonstrate significant and meaningful gains in early learning achievements as measured by the Test of Preschool Early Learning (TOPEL)	Y	77%
4) Prekindergarten children enrolled in the program will demonstrate positive readiness outcomes as measured by the Brackens Basic Concept Scale: Third Edition: Receptive (BBCS-3:R).	Y	85%

## Early Learning Program – Jacksonville Urban League

**Provider Address:** 9301 Cypress Park Plaza, Suite 201, 32256  
**Total Contract Amount:** \$120,259  
**Contracted Classrooms Served:** 18

**Funding Source:** Children's Commission  
**Actual Amount Spent:** \$120,257.99  
**Actual Classrooms Served:** 18  
**Total Number of Children Served:** 360

### Program Highlights

The program provided an Annual Family Literacy Day at the beginning of the school year. This activity was used to engage parents in various literacy activities that encourage their involvement throughout the school year. Additionally, the coach provided literacy involvement training to parents throughout the year.

Goals	Met Goal	Outcome
1) 70% of prekindergarten children enrolled in the program will demonstrate significant and meaningful gains in early learning achievements as measured by the Test of Preschool Early Learning (TOPEL)	Y	78%
2) 70% of prekindergarten children enrolled in the program will demonstrate positive readiness outcomes as measured by the Brackens Basic Concept Scale: Third Edition: Receptive (BBCS-3:R).	Y	84%

## Early Learning Coalition of Duval, Jacksonville Journey Early Learning Program

**Program Address:** 8301 Cypress Plaza Dr. Jacksonville, 32256

**Funding Source:** Jacksonville Journey

**Total Contract Amount:** \$2,000,000

**Actual Amount Spent:** \$1,809,464.01

**Contracted Centers Served:** 40

**Actual Centers Served:** 42

**Total Children Served:** 1963

### Program Highlights

During the 2011-12 Journey program year, 42 centers received coaching and technical assistance through the Jacksonville Journey program. Sixty seven professional development scholarships were awarded in the form of staff credential tuition scholarships, staff credential renewal scholarships and advanced degree reimbursements. Nine centers were first graduates of the program and all earned a star rating through the Guiding Stars of Duval/Quality Rating Improvement System Initiative. Nine centers or 100% earned a three star or higher.

Goals	Met Goal	Outcome
1) At least 60% of Jacksonville Journey program centers will increase their star rating by one star level on Guiding Stars of Duval, a quality rating system for early learning centers.		N/A
2) "School readiness children" (children enrolled with subsidized tuition) in Jacksonville Journey Program centers will measure "ready for kindergarten" on Florida Kindergarten Readiness Screener (F.L.K.R.S.), (E.C.H.O.S.).	Y	92%
3) "School readiness children" (children enrolled with subsidized tuition) in Jacksonville Journey Program centers will measure "ready for kindergarten" on Florida Kindergarten Readiness Screener (F.L.K.R.S.), (F.A.I.R. - K).	Y	66%
4) Children that attend the Jacksonville Journey Program centers will demonstrate positive readiness outcomes as measure by the Bracken Basic Concept Scale – Third Edition: Receptive (preschool scores were categorized as average or better).	Y	82%
5) Children that attend the Jacksonville Journey Program centers will demonstrate positive readiness outcomes as measure by the by the Bracken Basic Concept Scale – Third Edition: Receptive (prekindergarten scores were categorized as average or better).	Y	90%
6) 85% of clients will improve their social emotional functioning as evidenced by the Achenbach Child Behavior Checklist 1.5-5 (CBCL) pre/post assessment.	Y	97.5%
7) Children enrolled in the Jacksonville Journey centers will demonstrate significant and meaningful gains in early reading achievement as measured by the Florida Kindergarten Readiness Screener (F.L.K.R.S.), (E.C.H.O.S.).	Y	93%
8) Children enrolled in the Jacksonville Journey centers will demonstrate significant and meaningful gains in early reading achievement as measured by the Florida Kindergarten Readiness Screener (F.L.K.R.S.), (F.A.I.R. - K).	Y	70%
9) Prekindergarten children enrolled in Journey Early Learning centers will demonstrate significant and meaningful gains in early reading achievement.	Y	82%



**Helping Jacksonville Grow Great Kids**



Follow us on Twitter @JaxChildrens