

# Services & Activities Management Information System (SAMIS) Report



**FISCAL YEAR  
2010-2011**

**HELPING JACKSONVILLE  
GROW GREAT KIDS**

# Introduction of SAMIS Report, FY 2010-2011



As part of city government, the Jacksonville Children's Commission (the Commission) recognizes its responsibility to invest in our city's most precious resource---our children. We work hand in hand with local private non-profits to improve the health and lives of all children living in Duval County. The Commission closely monitors all funded agencies and tracks all programs for quality and measurable outcomes.

The Commission is pleased to provide this detailed supplemental Services and Activities Management Information System (SAMIS) report for FY 2010-2011. SAMIS provides a one-page snapshot of youth development, special needs and Healthy Families programs that are funded by the Commission. This year, the report also provides a brief outline of early literacy programs, although it is in a slightly different format.

For the past several years, the Commission has been utilizing the SAMIS software system, in concert with other Children's Services Councils throughout Florida. SAMIS was created not only to track the race, gender, age and income status of every participant, it also monitors the overall effectiveness and performance of each funded program. It is a web-based reporting system.

Each SAMIS page cites the amount of funds provided to an agency, the number of children and families served, a description of the program. It also paints a clearer picture of the population of children and families served by providing detailed demographics.

This is the sixth SAMIS report produced by the Jacksonville Children's Commission. By adopting this computer software system, the Children's Services Councils throughout Florida are ensured a high degree of integrity and conformity in measuring program demographics and outcomes for participants.

This SAMIS report is to be used as a supplement to the Commission's annual report. It allows for an easy to understand, one-page snapshot of individual youth development programs, Healthy Families services and early literacy programs. SAMIS does not track outcomes related to other programs funded by the Commission, such as family services or childcare.

The 2010-2011 SAMIS report reveals that more than 40,220 children and families received services through youth development, summer camp and early literacy programs. An overwhelming majority (76.5 percent) of children receiving these services were living in or at the federal poverty level. Over 84.3 percent of program participants were minorities and more than 63.6 percent came from single-parent households. The bulk of Commission services were located in ZIP codes 32209, 32208, 32206, 32254, and 32218.

It is our hope that the information in this report will be a relevant and useful tool for both city leaders and community planners to measure our progress in growing great kids!

# Table of Contents

	<b>Introduction</b>	
	<b>Table of Contents</b>	i-iii
<b>Tab 1</b>	<b>TEAM UP – After School Programs</b>	
	Total Participants for All After School Programs by ZIP Code FY 2010-2011	1
	Total Participants for TEAM UP After School Programs by ZIP Code FY 2010-2011	2
	Total Participants for Jacksonville Journey TEAM UP After School Programs by ZIP Code FY 2010-2011	3
	Total Participants for 21 <sup>st</sup> Century Learning Center After School Programs by ZIP Code FY 2010-2011	4
	Boys & Girls Club, Annie R. Morgan - JJ	5
	Boys & Girls Club, John Love - 21 <sup>st</sup> CCLC	6
	Boys & Girls Club, Southside Middle - JJ	7
	Boys & Girls Club, West Jacksonville	8
	Bridge of NE Florida, Alfred DuPont Middle - JJ	9
	Bridge of NE Florida, Andrew Robinson - JJ	10
	Bridge of NE Florida, Arlington	11
	Bridge of NE Florida, Justina	12
	Bridge of NE Florida, North Shore - 21 <sup>st</sup> CCLC	13
	Bridge of NE Florida, Rutledge Pearson - 21 <sup>st</sup> CCLC	14
	Bridge of NE Florida, St. Claire Evans	15
	Communities In Schools, Carter Woodson	16
	Communities In Schools, Ft. Caroline Middle - JJ	17
	Communities In Schools, Gilbert Middle	18
	Communities In Schools, Highlands	19
	Communities In Schools, Jeb Stuart Middle - JJ	20
	Communities In Schools, Jefferson Davis Middle	21
	Communities In Schools, Joseph Stillwell Middle - JJ	22
	Communities In Schools, Lake Forest - JJ	23
	Community Connections, Lake Shore Middle - JJ	24
	Communities In Schools, Long Branch	25
	Communities In Schools, Mayport Middle - JJ	26
	Communities In Schools, Northwestern Middle - 21 <sup>st</sup> CCLC	27
	Communities In Schools, Paxon Middle	28
	Communities In Schools, Pickett	29
	Communities In Schools, Pinedale - 21 <sup>st</sup> CCLC	30
	Communities In Schools, Reynolds Lane	31
	Communities In Schools, Ribault Middle	32
	Communities In Schools, S. A. Hull	33
	Communities In Schools, Sallye B. Mathis	34
	Communities In Schools, Woodland Acres Elementary	35
	Community Connections, M. L. King - JJ	36
	Police Athletic League, Richard Lewis Brown - JJ	37
	Wayman Development Corporation, Biltmore- JJ	38
	Wayman Development Corporation, Pine Forest Elementary	39
	Wayman Development Corporation, Wayman Academy of the Arts	40
	YMCA, G. W. Carver - JJ	41
	YMCA, Rufus E. Payne - JJ	42

	TEAM UP Attendance Rates Over a 3 Year Period (Elementary & Middle School)	43
	TEAM UP Promotion Rates Over a 3 Year Period (Elementary & Middle School)	44
<b>Tab 2</b>	<b>TEAM UP - Special Needs Programs</b>	
	Hope Haven, Inc. – Alden Road	45
	Police Athletic League – Palm Avenue	46
<b>Tab 3</b>	<b>New Town Success Zone</b>	
	Boys & Girls Club, Butler Middle & S. P. Livingston – BOLD Afterschool Program	47
<b>Tab 4</b>	<b>Community Based - After School Programs</b>	
	Total Participants for Community Based After School Programs by ZIP Code FY 2009-2010	49
	Boys & Girls Club, Beaches	50
	Boys & Girls Club, Lee	51
	Boys & Girls Club, NFL YET	52
	Boys & Girls Club, Ramona Park/Victory Pointe	53
	Boys & Girls Club, Woodland Acres	54
	Bridge of NE Florida, BUS	55
	Bridge of NE Florida, Southwind Villas	56
	Community Connections, A. L. Lewis Center	57
	Community Connections, Courtney Manor	58
	Community Connections, Davis Center	59
	Community Connections, Leigh Meadows	60
	Community Connections, Lindsey Terrace	61
	Community Connections, Normandy Center	62
	Community Connections, Sable Palms	63
	Community Connections, YES – Kendall Court	64
	Department of Parks & Recreation – Mary Lena Gibbs	65
	Mali Vai Washington Foundation, TNT – Tennis and Tutoring	66
	Police Athletic League, 33 <sup>rd</sup> Street	67
	Police Athletic League, Eastside	68
	Police Athletic League, YLP – Monument Road	69
	Community Based Attendance & Promotion Rates Over a 3 Year Period	70
<b>Tab 5</b>	<b>Case Management</b>	
	daniel, Inc., Project Prepare	71
	PACE Center for Girls, Dropout Prevention	72
	Youth Crisis Center, Family Connection	73
	Youth Crisis Center, Project Second Chance - JJ	74
<b>Tab 6</b>	<b>Mental Health Programs</b>	
	Child Guidance, Beaches Full Service Schools	75
	Child Guidance Center, Full Service Schools	76
	Child Guidance Center, Outpatient	77
	daniel, Inc., Full Service Schools	78
	Mental Health Resource Center, Full Service Schools	79
	Northwest Behavioral Services, Children’s Mental Health	80
	Northwest Behavioral Services, Full Service Schools – Englewood	81

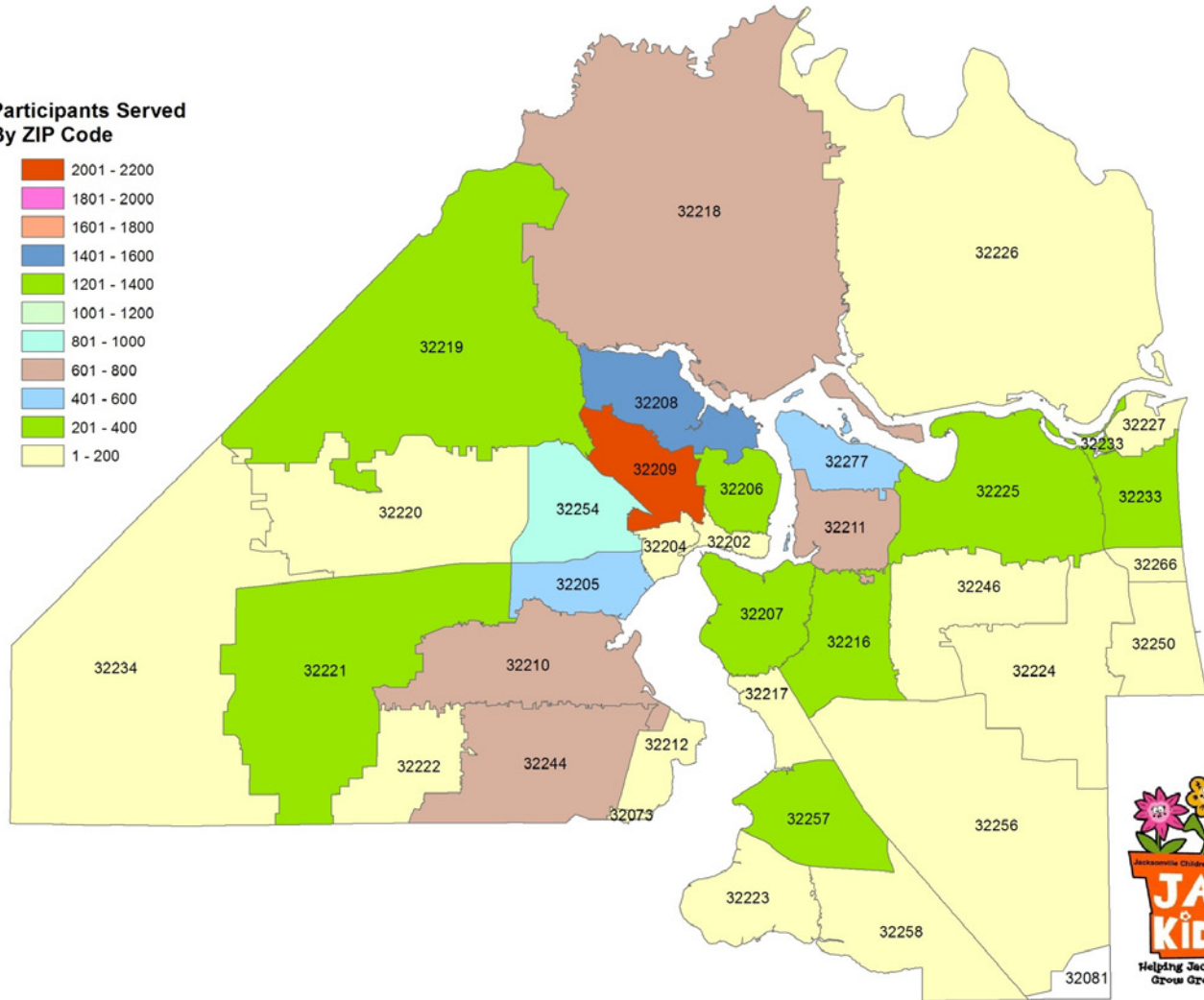
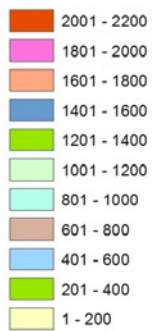
<b>Tab 7</b>	<b>Mentoring Programs/Services</b>	
	Big Brothers – Big Sisters, BIGS In School	83
	Big Brothers – Big Sisters, West Jacksonville & Arlington Mentoring Program	84
	Bridge of NE Florida, Tipping the Scales	85
	Communities In Schools, Take Stock in Children	86
	Wayman Development Corporation, Yes You!	87
<b>Tab 8</b>	<b>Special Needs Programs</b>	
	DLC Nurse & Learn, Inc., Extended Care	89
	Hope Haven, Inc., BASICS	90
	New Heights of NE FL, Respite Care/Children’s Services	91
<b>Tab 9</b>	<b>Teen Pregnancy Prevention Program</b>	
	Bridge of NE Florida, Bridge Connection	93
<b>Tab 10</b>	<b>Healthy Families Map / Profile</b>	
	Profile of All Healthy Families Programs for FY 2010-2011	95
<b>Tab 11</b>	<b>Healthy Families Programs</b>	
	Bridge of NE Florida, Healthy Families – 32206, 32207, 32211, 32216, 32217, 32225, 32233, 32246, 32250, 32256, 32257 & 32277	97
	Community Connections, Healthy Families – 32202, 32204, 32205, 32208, 32209, 32210, 32218, 32219, 32220, 32226, 32244 & 32254	98
<b>Tab 12</b>	<b>Homeless Outreach Programs</b>	
	Communities In Schools, Case Management Homeless Children	99
	I.M. Sulzbacher Center, Early Childhood Development	100
<b>Tab 13</b>	<b>Miscellaneous Programs</b>	
	Alternative to Out of School Suspension - JJ	101
	Total Participants for Jacksonville Children’s Commission Summer Camp by ZIP Code FY 2009-2010	102
	Summer Camps	103
<b>Tab 14</b>	<b>Early Literacy Programs</b>	
	Early Learning Coalition of Duval – JJ	105
	Episcopal Children’s Services – Jacksonville Early Literacy Partnership	106
	Jacksonville Urban League – Early Literacy Program	107
	United Way of NE FL – Born Learning	108

**#1 TEAM UP**  
**After School Programs**

## Total Participants for All After School Programs by ZIP Code FY 2010-2011 \*

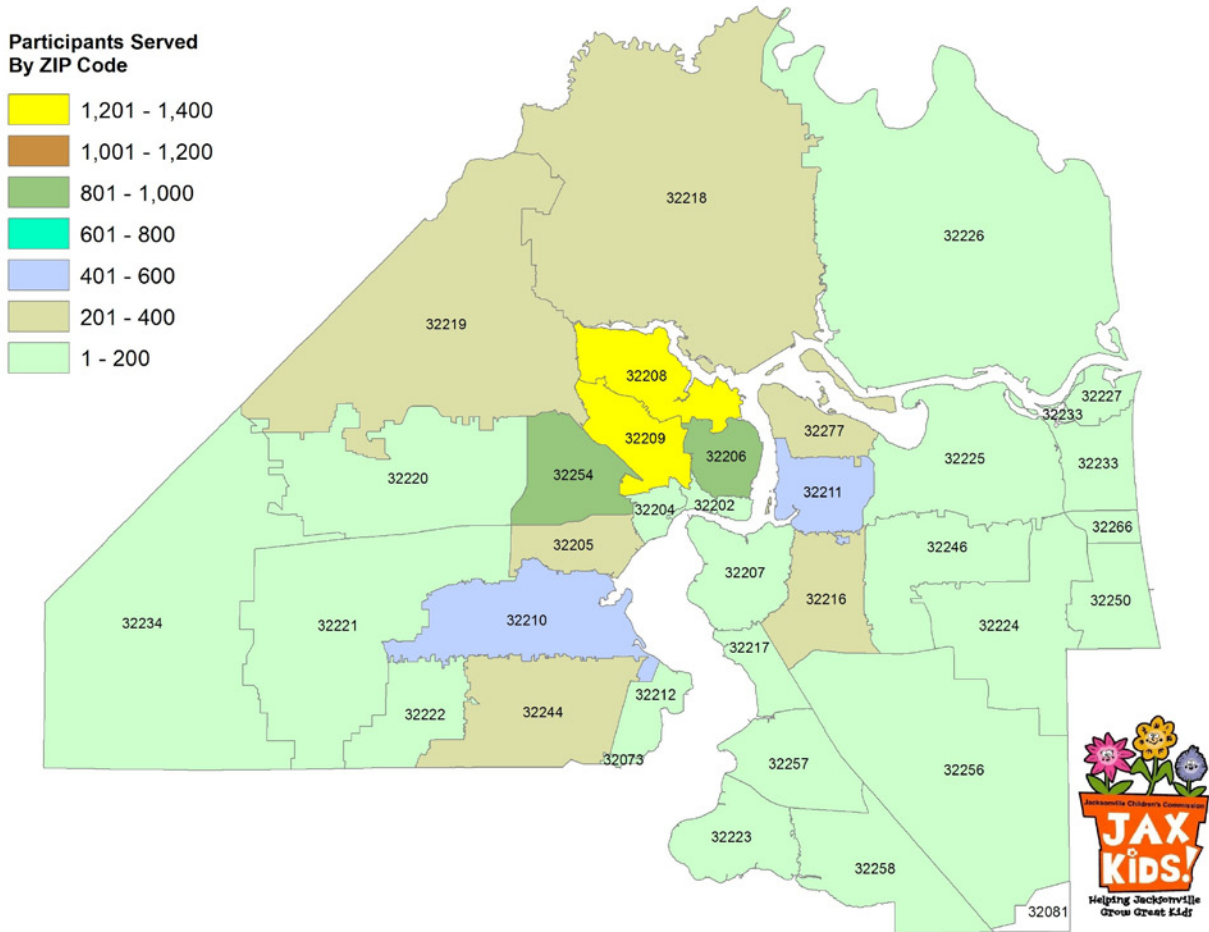
N=12,392

**Participants Served By ZIP Code**



\* Map does not include unreported or unknown ZIP Codes or P.O. Boxes, which represents 2% of the total population served. Number reflects total number of participants served and does not limit the count to children served for 30 or 60 days or more.

# Total Participants for TEAM UP After School Programs by ZIP Code FY 2010-2011 \* N=8,524



\* Map does not include unreported or unknown ZIP Codes or P.O. Boxes, which represents 2% of the total population served. Number reflects total number of participants served and does not limit the count to children served for 30 or 60 days or more







# Boys & Girls Club, Annie R. Morgan - TEAM UP

## Program Type Service Class: Jacksonville Journey



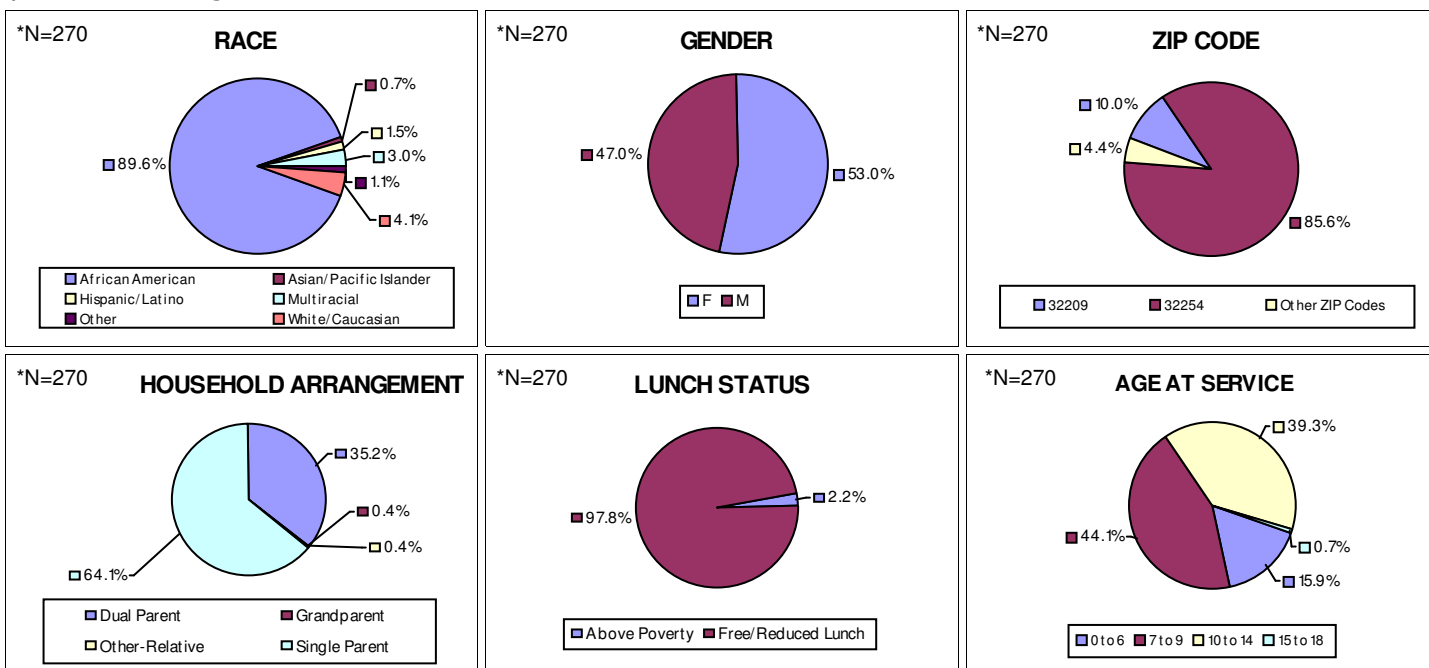
**Total Program Budget:** \$175,000.00

**Commission Allocation:** \$175,000.00

**Percent Funded By Commission:** 100.0%

**Total Number of Children Served 30+ Days:** 229

This is a TEAM UP after school program that provides academic instruction, tutoring and support, as well as enrichment activities, such as field trips, dance, sports and arts, to an average of 270 low-income, at-risk children per year. These programs are housed in elementary and middle schools and provide services directly after school for approximately 3 hours per day, 5 days per week. Unlike 21st Century TEAM UP sites that are funded by the Florida Department of Education, regular TEAM UP sites do not provide summer school/camp services. However, all services are free of charge. The mission of the TEAM UP program is to improve the academic achievement, attendance, promotion rates and social skills of at risk children, while providing a safe and structured environment for children to learn and grow. A three-year evaluation conducted by the Wellesley College for Women National Institute of Out of School Time (NIOST), confirmed that children attending TEAM UP programs in Duval County had higher FCAT scores, better attendance, better promotion rates and social skills than children not attending these programs. Further, all TEAM UP programs also provide nutritional snacks and evening meals throughout the school year via funding from the USDA.



## Analysis of Outcomes

### Objective

**Met Y/N Result**

Objective	Met Y/N	Result
1) Students attending the TEAM UP program for at least 60 days will have better promotion rate than students not attending the program ( 92.6%)	Y	95.9%
2) Students attending the TEAM UP program for at least 60 days will have better attendance rate (<21 days absence) than students not attending the program (79.3%)	Y	93.5%
3) The percentage of students who score Level 3 and above on the FCAT math and reading tests will be above the school baseline (55.25%)	Y	56.4%
4) Program will maintain at least 97% of their projected average daily attendance.	Y	117%

\*N= equals total number of children served.

# Boys & Girls Club, John Love Elementary - TEAM UP

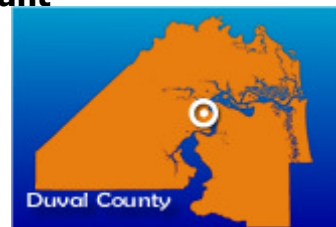
## Program Type Service Class: TEAM UP - After School 21st Century Grant

**Total Program Budget:** \$225,649.00

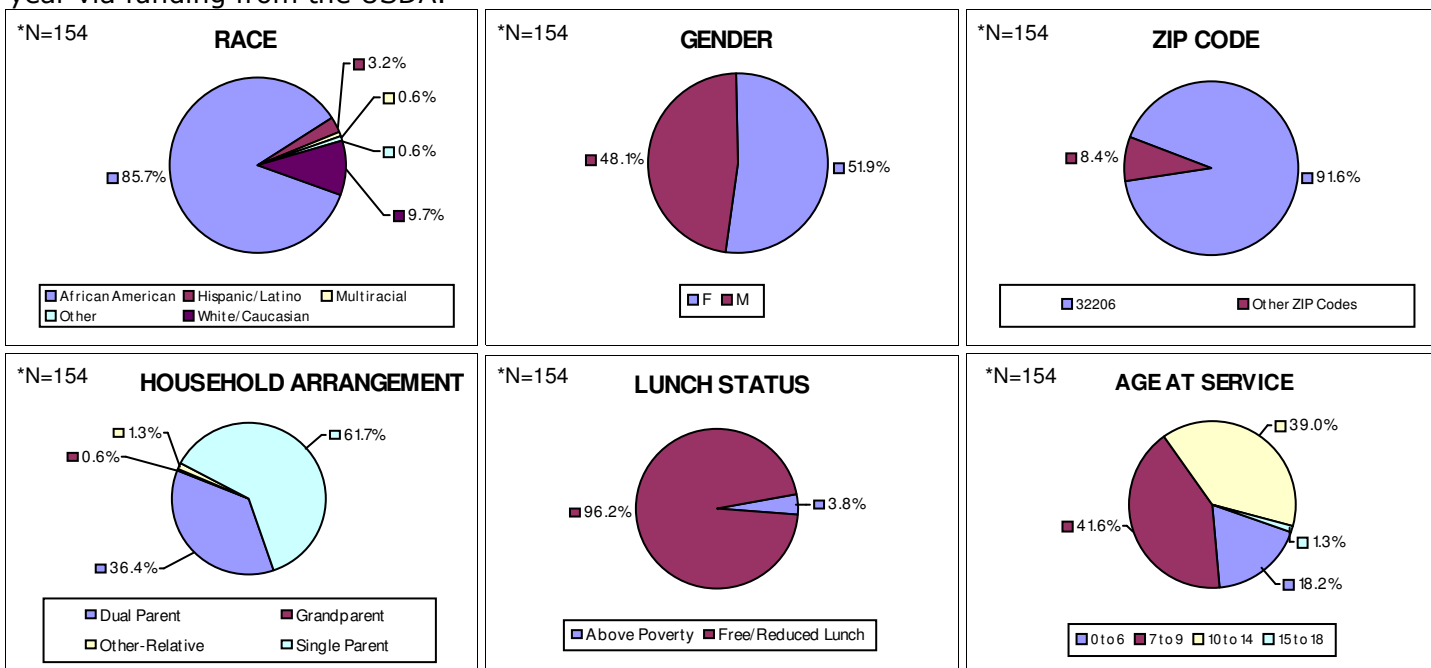
**Commission Allocation:** \$225,649.00

**\*\* Percent Funded By Commission:** 100.0%

**Total Number of Children Served 30+ Days:** 130



This is a TEAM UP after school program that provides academic instruction, tutoring and support, as well as enrichment activities such as field trips, dance, sports and arts to an average of 154 low-income, at-risk children per year. These programs are housed in elementary and middle schools and provide services directly after school for approximately 3 hours per day, 5 days per week. This site also provides an 8-week, 11 hour-a-day summer camp program. All services are free of charge. The mission of TEAM UP programs is to improve the academic achievement, attendance, promotion rates and social skills of at-risk children, while providing a safe and structured environment for children to learn and grow. A three-year evaluation conducted by the Wellesley College for Women National Institute of Out of School Time (NIOST), confirmed that children attending TEAM UP programs in Duval County had higher FCAT scores, better attendance, better promotion rates and social skills than children not attending these programs. Further, all TEAM UP programs also provide nutritional snacks and evening meals throughout the school year via funding from the USDA.



## Analysis of Outcomes

### Objective

Objective	Met Y/N	Result
1) Students attending the TEAM UP program for at least 60 days will have better promotion rate than students not attending the program (87.7%).	N	85.2%
2) Students attending the TEAM UP program for at least 60 days will have better attendance rate (<21 days absence) than students not attending the program (65.8%).	Y	85.2%
3) The percentage of students who score Level 3 and above on the FCAT math and reading tests will be above the school baseline (41.6%).	N	37.2%
4) Program will maintain 97% of projected ADA.	Y	98%

\*N= equals total number of children served. \*\* Includes Summer Extension

# Boys & Girls Club, Southside Middle - TEAM UP

## Program Type Service Class: Jacksonville Journey

**Total Program Budget:** \$220,000.00

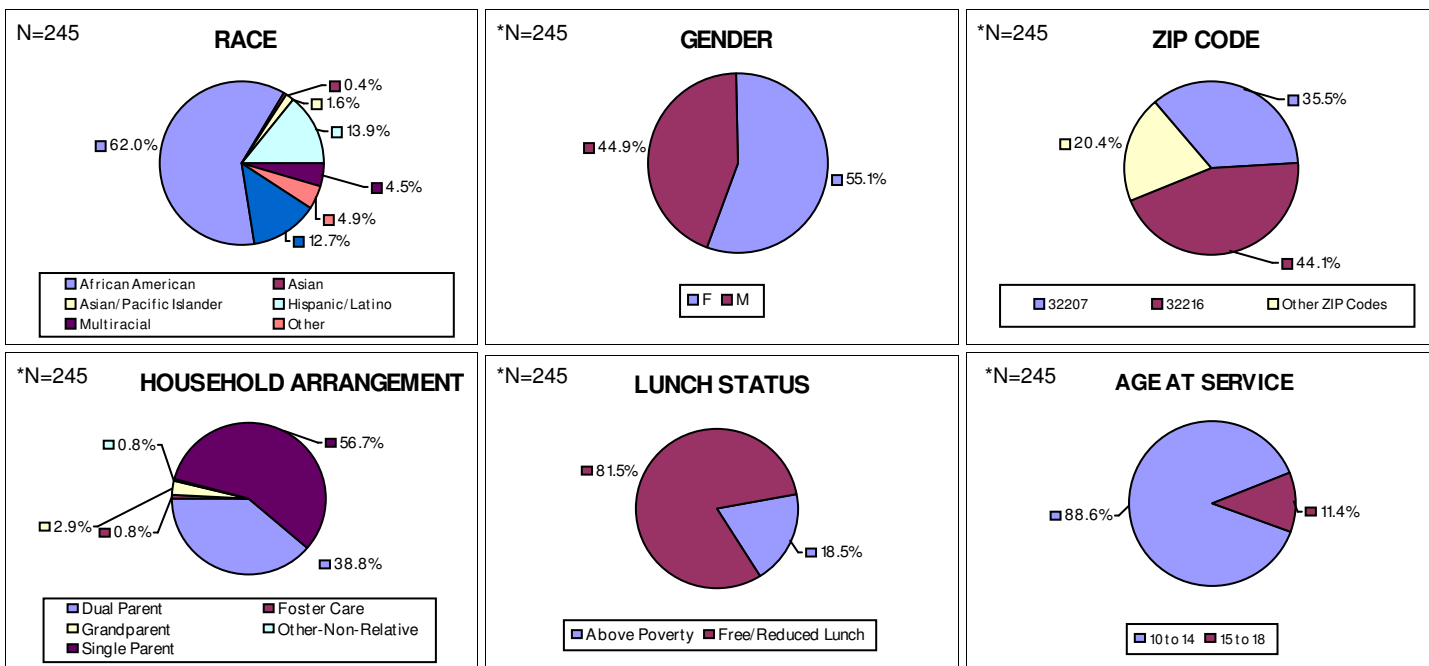
**Commission Allocation:** \$220,000.00

**Percent Funded By The Commission:** 100.0%

**Total Number of Children Served 30+ Days:** 193



This is a TEAM UP after school program that provides academic instruction, tutoring and support, as well as enrichment activities, such as field trips, dance, sports and arts to an average of 245 low-income, at-risk children per year. These programs are housed in elementary and middle schools and provide services directly after school for approximately 3 hours per day, 5 days per week. Unlike 21st Century TEAM UP sites that are funded by the State of Florida, Department of Education, regular TEAM UP sites do not provide summer school/camp services. However, all services are free of charge. The mission of TEAM UP program is to improve the academic achievement, as well as attendance, promotion rates and social skills of at risk children, while providing a safe and structured environment for children to learn and grow. A three-year evaluation conducted by Wellesley College for Women National Institute of Out of School Time (NIOS), confirmed that children attending TEAM UP programs in Duval County had higher FCAT scores, better attendance, better promotion rates and social skills than children not attending these programs. Further, all TEAM UP programs also provide nutritional snacks and evening meals throughout the school year via funding from the USDA.



## Analysis of Outcomes

### Objective

Objective	Met Y/N	Result
1) Students attending the TEAM UP program for at least 60 days will have better promotion rate than students not attending the program ( 89.9%)	Y	94.1%
2) Students attending the TEAM UP program for at least 60 days will have better attendance rate (<21 days absence) than students not attending the program (98.2%)	Y	99.3%
3) The percentage of students who score Level 3 and above on the FCAT math and reading tests will be above the school baseline (39.25%)	N	31.6%
4) Program will maintain at least 97% of their projected average daily attendance.	Y	100%

\*N= equals total number of children served.

# Boys & Girls Club, West Jacksonville - TEAM UP

## Program Type Service Class: TEAM UP - After School

**Total Program Budget:** \$180,287.00

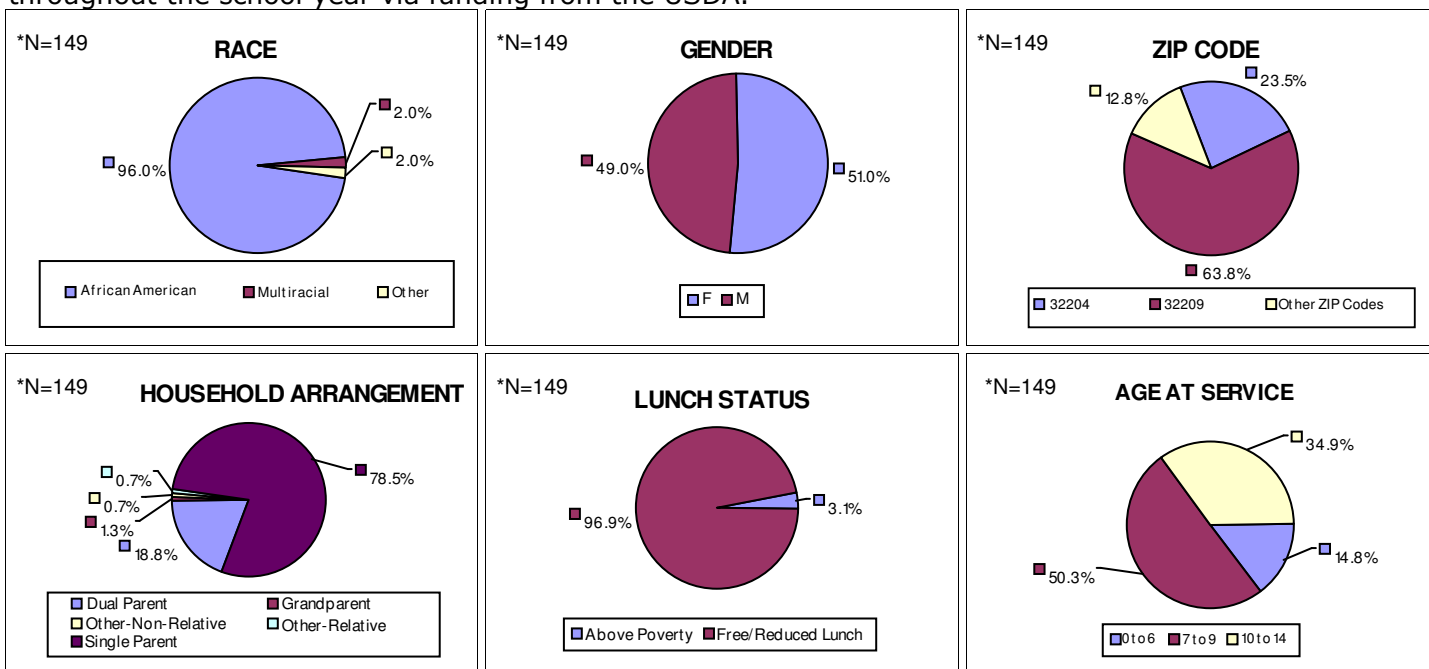
**Commission Allocation:** \$130,138.00

**Percent Funded By Commission:** 72.2%

**Total Number of Children Served 30+ Days:** 133



This is a TEAM UP after school program that provides academic instruction, tutoring and support, as well as enrichment activities, such as field trips, dance, sports and arts to an average of 149 low-income, at-risk children per year. These programs are housed in elementary and middle schools and provide services directly after school for approximately 3 hours per day, 5 days per week. This site also provides an 8-week, 11 hour-a-day summer camp program. All services are free of charge. The mission of TEAM UP programs is to improve the academic achievement, as well as attendance, promotion rates and social skills of at-risk children, while providing a safe and structured environment for children to learn and grow. A three-year evaluation conducted by Wellesley College for Women National Institute of Out of School Time (NIOST), confirmed that children attending TEAM UP programs in Duval County had higher FCAT scores, better attendance, better promotion rates and social skills than children not attending these programs. Further, all TEAM UP programs also provide nutritional snacks and evening meals throughout the school year via funding from the USDA.



## Analysis of Outcomes

### Objective

Objective	Met Y/N	Result
1) Students attending the TEAM UP program for at least 60 days will have better promotion rate than students not attending the program ( 93.3%)	N	93%
2) Students attending the TEAM UP program for at least 60 days will have better attendance rate (<21 days absence) than students not attending the program (61.7%)	Y	83.5%
3) The percentage of students who score Level 3 and above on the FCAT math and reading tests will be above the school baseline (33.35%)	Y	52.07%
4) Program will maintain at least 97% of their projected average daily attendance.	Y	97%

\*N = equals total number of children served.

# Bridge of NE Florida, Alfred duPont Middle - TEAM UP

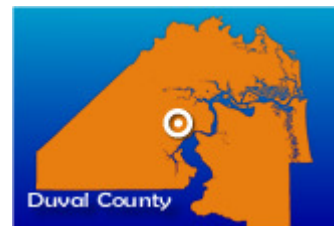
## Program Type Service Class: Jacksonville Journey

**Total Program Budget:** \$198,000.00

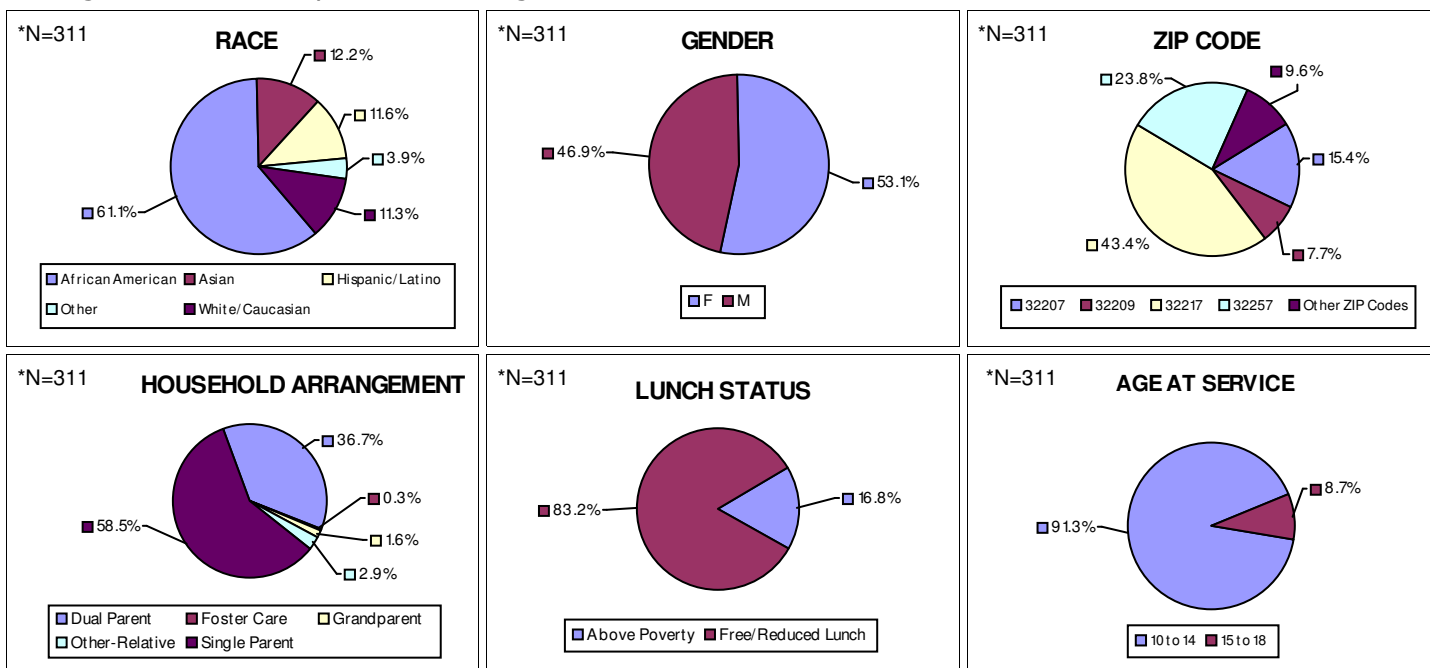
**Commission Allocation:** \$198,000.00

**Percent Funded By Commission:** 100.0%

**Total Number of Children Served 30+ Days:** 281



This is a TEAM UP after school program that provides academic instruction, tutoring and support, as well as enrichment activities, such as field trips, dance, sports and arts to an average of 311 low-income, at-risk children per year. These programs are housed in elementary and middle schools and provide services directly after school for approximately 3 hours per day, 5 days per week. Unlike 21st Century TEAM UP sites that are funded by the State of Florida, Department of Education, regular TEAM UP sites do not provide summer school/camp services. However, all services are free of charge. The mission of TEAM UP program is to improve the academic achievement, as well as attendance, promotion rates and social skills of at-risk children, while providing a safe and structured environment for children to learn and grow. A three-year evaluation conducted by Wellesley College for Women National Institute of Out of School Time (NIOS), confirmed that children attending TEAM UP programs in Duval County had higher FCAT scores, better attendance, better promotion rates and social skills than children not attending these programs. Further, all TEAM UP programs also provide nutritional snacks and evening meals throughout the school year via funding from the USDA



## Analysis of Outcomes

### Objective

Objective	Met Y/N	Result
1) Students attending the TEAM UP program for at least 60 days will have better promotion rate than students not attending the program ( 98.6%)	Y	98.9%
2) Students attending the TEAM UP program for at least 60 days will have better attendance rate (<21 days absence) than students not attending the program (97.1%)	Y	99.4%
3) The percentage of students who score Level 3 and above on the FCAT math and reading tests will be above the school baseline (53.5%)	N	36.9%
4) Program will maintain at least 97% of their projected average daily attendance.	Y	102.2%

\*N = equals total number of children served.

# Bridge of NE Florida, Andrew Robinson - TEAM UP

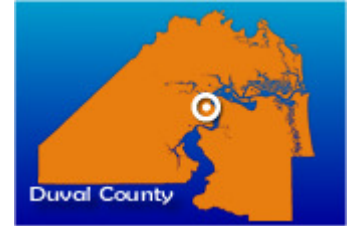
## Program Type Service Class: Jacksonville Journey

**Total Program Budget:** \$185,980.00

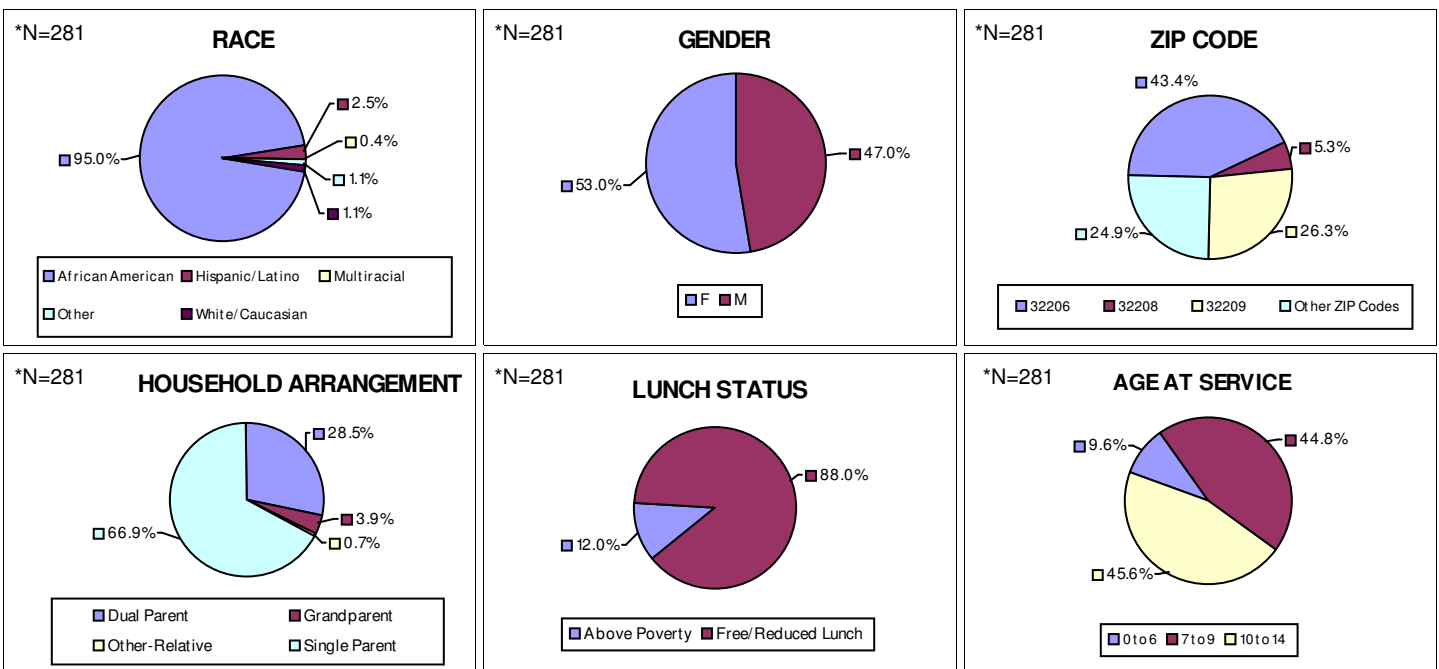
**Commission Allocation:** \$185,980.00

**Percent Funded By Commission:** 100.0%

**Total Number of Children Served 30+ Days:** 225



This is a TEAM UP after school program that provides academic instruction, tutoring and support, as well as enrichment activities, such as field trips, dance, sports and arts to an average of 281 low-income, at-risk children per year. These programs are housed in elementary and middle schools and provide services directly after school for approximately 3 hours per day, 5 days per week. Unlike 21st Century TEAM UP sites that are funded by the State of Florida, Department of Education, regular TEAM UP sites do not provide summer school/camp services. However, all services are free of charge. The mission of TEAM UP program is to improve the academic achievement, as well as attendance, promotion rates and social skills of at risk children, while providing a safe and structured environment for children to learn and grow. A three-year evaluation conducted by Wellesley College for Women National Institute of Out of School Time (NIOST), confirmed that children attending TEAM UP programs in Duval County had higher FCAT scores, better attendance, better promotion rates and social skills than children not attending these programs. Further, all TEAM UP programs also provide nutritional snacks and evening meals throughout the school year via funding from the USDA



## Analysis of Outcomes

### Objective

Objective	Met Y/N	Result
1) Students attending the TEAM UP program for at least 60 days will have better promotion rate than students not attending the program (93.7%)	Y	94.7%
2) Students attending the TEAM UP program for at least 60 days will have better attendance rate (<21 days absence) than students not attending the program (84.7%)	Y	91.1%
3) The percentage of students who score Level 3 and above on the FCAT math and reading tests will be above the school baseline (56.77%)	Y	61.5%
4) Program will maintain at least 90% of their projected average daily attendance.	Y	98.2%

\*N= equals total number of children served.



# Bridge of NE Florida, Arlington - TEAM UP

## Program Type Service Class: TEAM UP - After School

**Total Program Budget:** \$186,220.00

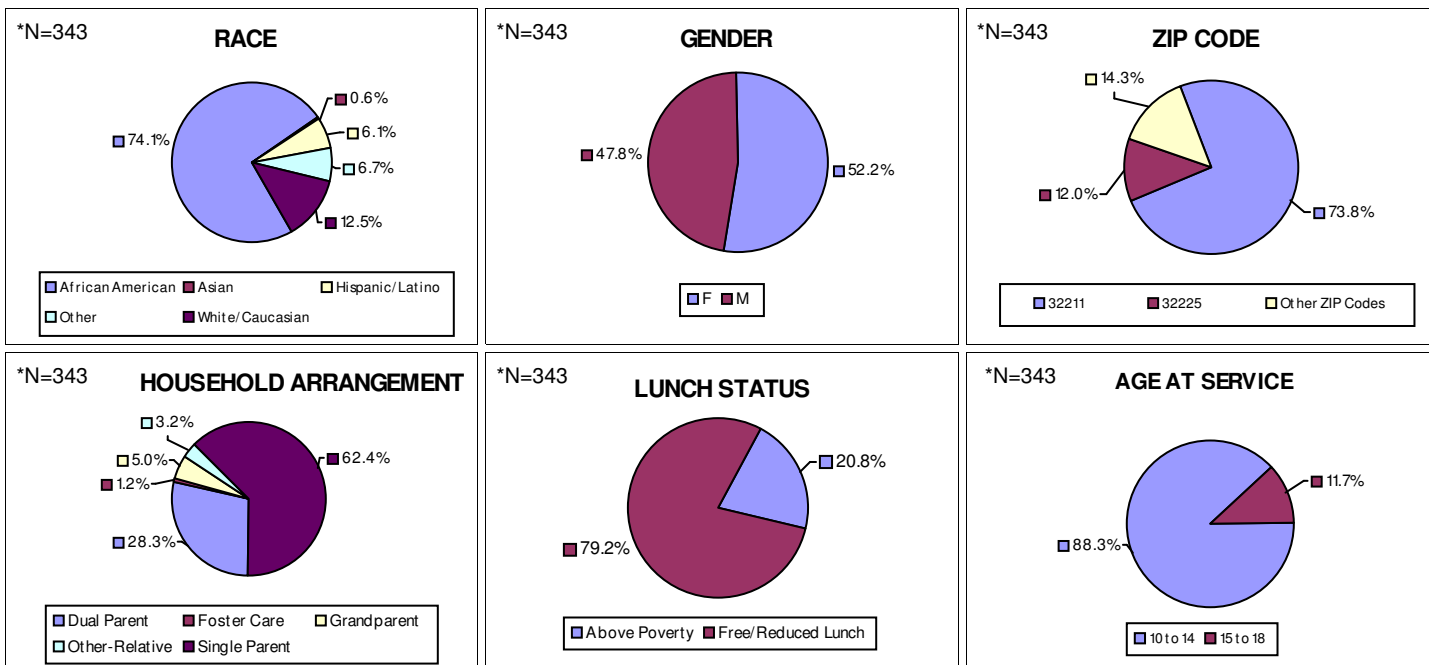
**Commission Allocation:** \$186,220.00

**Percent Funded By Commission:** 100.0%

**Total Number of Children Served 30+ Days:** 228



This is a TEAM UP after school program that provides academic instruction, tutoring and support, as well as enrichment activities, such as field trips, dance, sports and arts to an average of 343 low-income, at-risk children per year. These programs are housed in elementary and middle schools and provide services directly after school for approximately 3 hours per day, 5 days per week. Unlike 21st Century TEAM UP sites that are funded by the State of Florida, Department of Education, regular TEAM UP sites do not provide summer school/camp services. However, all services are free of charge. The mission of TEAM UP programs is to improve the academic achievement, as well as attendance, promotion rates and social skills of at-risk children, while providing a safe and structured environment for children to learn and grow. A three-year evaluation conducted by Wellesley College for Women National Institute of Out of School Time (NIOST), confirmed that children attending TEAM UP programs in Duval County had higher FCAT scores, better attendance, better promotion rates and social skills than children not attending these programs. Further, all TEAM UP programs also provide nutritional snacks and evening meals throughout the school year, via funding from the USDA.



## Analysis of Outcomes

### Objective

Objective	Met Y/N	Result
1) Students attending the TEAM UP program for at least 60 days will have better promotion rate than students not attending the program ( 98.3%)	N	97.5%
2) Students attending the TEAM UP program for at least 60 days will have better attendance rate (<21 days absence) than students not attending the program (94.6%)	Y	100%
3) The percentage of students who score Level 3 and above on the FCAT math and reading tests will be above the school baseline (48.5%)	N	39.3%
4) Program will maintain at least 97% of their projected average daily attendance.	Y	119%

\*N = equals total number of children served.

## Bridge of NE Florida, Justina TEAM UP

### Program Type Service Class: TEAM UP - After School 21st Century Grant

**Total Program Budget:** \$166,800.00

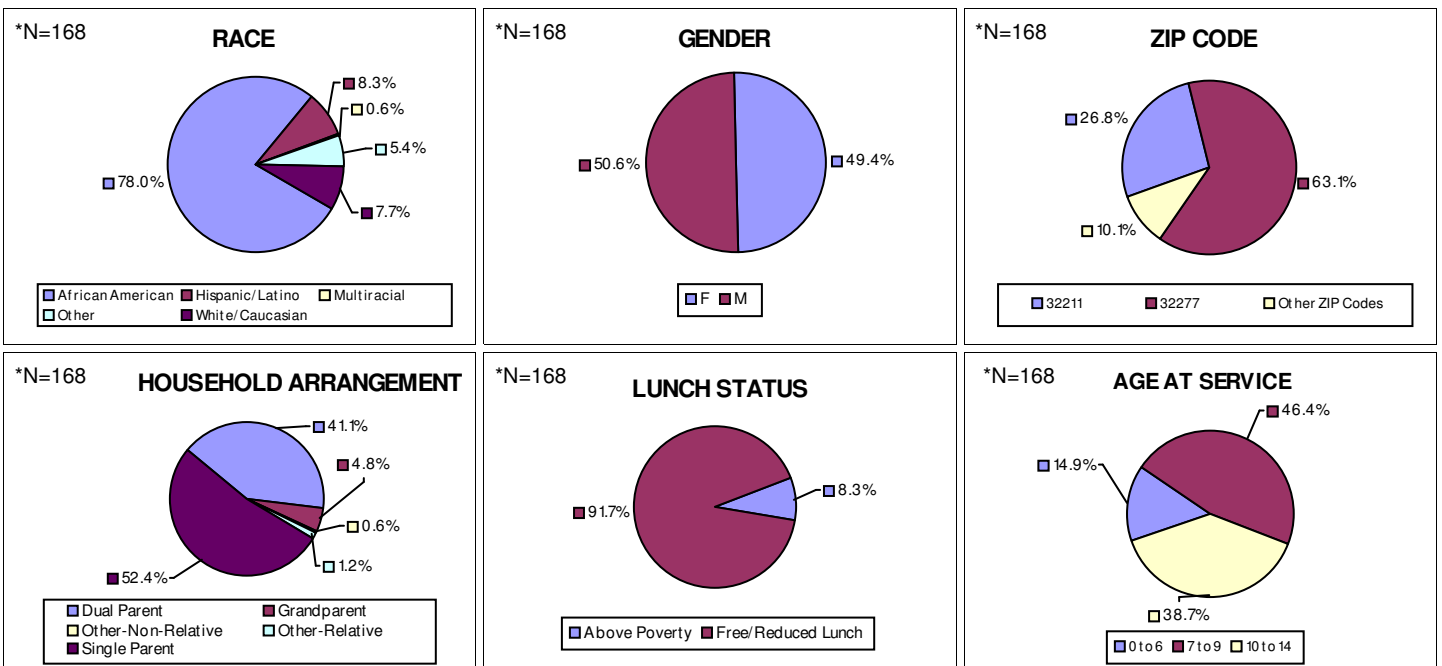
**Commission Allocation:** \$166,800.00

**Percent Funded By Commission:** 100.0%

**Total Number of Children Served 30+ Days:** 156



This is a TEAM UP after school program that provides academic instruction, tutoring and support, as well as enrichment activities, such as field trips, dance, sports and arts to an average of 168 low-income, at-risk children per year. These programs are housed in elementary and middle schools and provide services directly after school for approximately 3 hours per day, 5 days per week. This program provides a 6-week summer camp. All services are free of charge. The mission of TEAM UP programs is to improve the academic achievement, as well as attendance, promotion rates and social skills of at-risk children, while providing a safe and structured environment for children to learn and grow. A three-year evaluation conducted by Wellesley College for Women National Institute of Out of School Time (NIOST), confirmed that children attending TEAM UP programs in Duval County had higher FCAT scores, better attendance, better promotion rates and social skills than children not attending these programs. Further, all TEAM UP programs also provide nutritional snacks and evening meals throughout the school year via funding from the USDA.



## Analysis of Outcomes

### Objective

	Met Y/N	Result
1) Students attending the TEAM UP program for at least 60 days will have better promotion rate than students not attending the program ( 93.9%)	Y	96.7%
2) Students attending the TEAM UP program for at least 60 days will have better attendance rate (<21 days absence) than students not attending the program (84.3%)	Y	94.4%
3) The percentage of students who score Level 3 and above on the FCAT math and reading tests will be above the school baseline (54.02%)	Y	65.3%
4) Program will maintain at least 97% of their projected average daily attendance.	Y	97.2%

\*N = equals total number of children served.

## Bridge of NE Florida, North Shore - TEAM UP

### Program Type Service Class: TEAM UP - After School 21st Century Grant

**Total Program Budget:** \$333,363.00

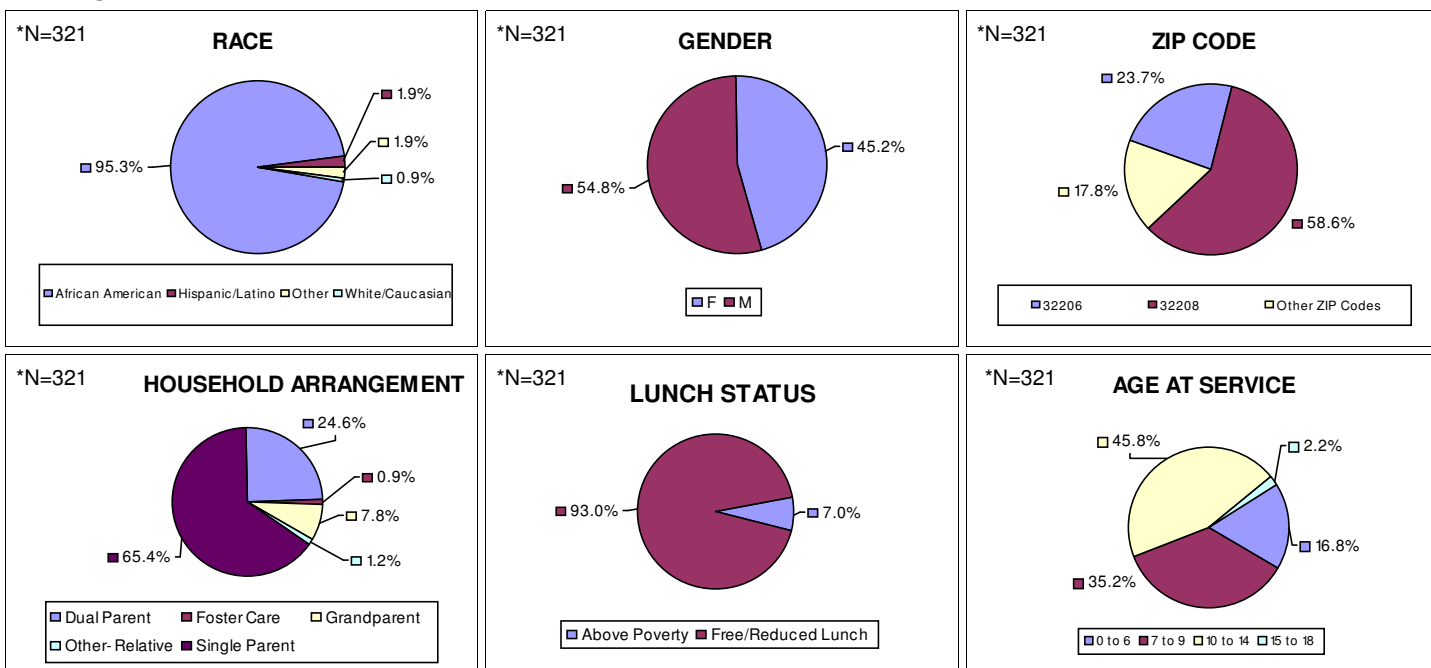
**Commission Allocation:** \$333,363.00

**Percent Funded By Commission:** 100.0%

**Total Number of Children Served 30+ Days:** 278



This is a TEAM UP after school program that provides academic instruction, tutoring and support, as well as enrichment activities, such as field trips, dance, sports and arts to an average of 321 low-income, at-risk children per year. These programs are housed in elementary and middle schools and provide services directly after school for approximately 3 hours per day, 5 days per week. This site also provides a 6-week summer camp program. All services are free of charge. The mission of TEAM UP programs is to improve the academic achievement, as well as attendance, promotion rates and social skills of at-risk children, while providing a safe and structured environment for children to learn and grow. A three-year evaluation conducted by Wellesley College for Women National Institute of Out of School Time (NIOST), confirmed that children attending TEAM UP programs in Duval County had higher FCAT scores, better attendance, better promotion rates and social skills than children not attending these programs. Further, all TEAM UP programs also provide nutritional snacks and evening meals throughout the school year via funding from the USDA.



## Analysis of Outcomes

### Objective

	Met Y/N	Result
1) Students attending the TEAM UP program for at least 60 days will have better promotion rate than students not attending the program ( 88.1%)	Y	94%
2) Students attending the TEAM UP program for at least 60 days will have better attendance rate (<21 days absence) than students not attending the program (76.7%)	Y	94.9%
3) The percentage of students who score Level 3 and above on the FCAT math and reading tests will be above the school baseline (31.98%)	Y	48.55%
4) Program will maintain at least 97% of their projected average daily attendance.	Y	98%

\*N = equals total number of children served.

## Bridge of NE Florida, Rutledge Pearson Elementary - TEAM UP Program Type Service Class: TEAM UP - After School 21st Century Grant

**Total Program Budget:** \$278,618.00

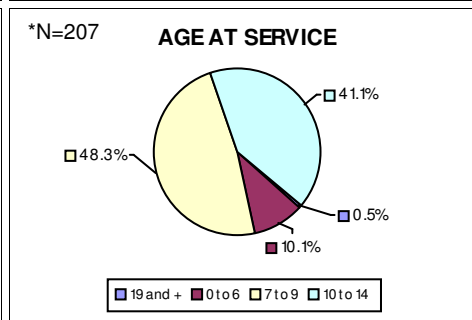
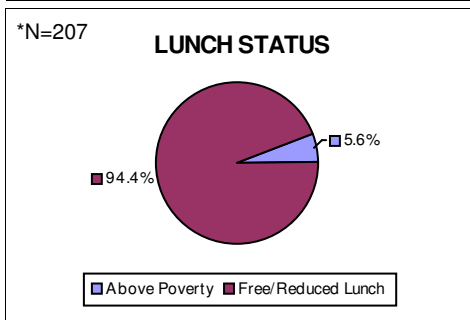
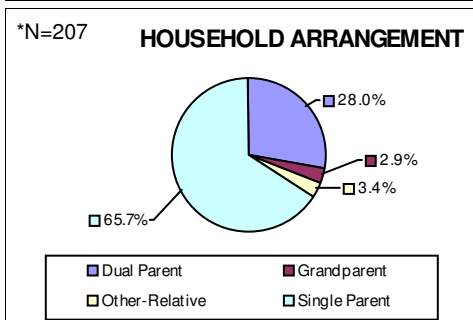
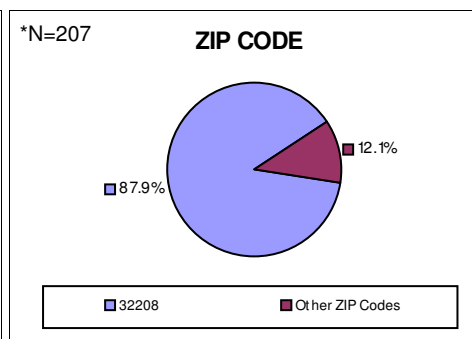
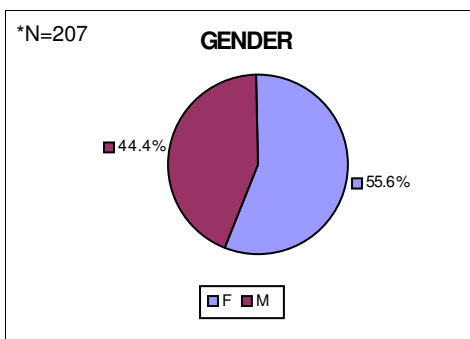
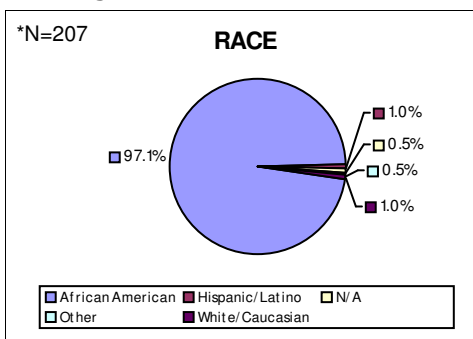
**Commission Allocation:** \$278,618.00

**Percent Funded By Commission:** 100.0%

**Total Number of Children Served 30+ Days:** 158



This is a TEAM UP after school program that provides academic instruction, tutoring and support, as well as enrichment activities, such as field trips, dance, sports and arts to an average of 207 low-income, at-risk children per year. These programs are housed in elementary and middle schools and provide services directly after school for approximately 3 hours per day, 5 days per week. This site also provides a 6-week summer camp program. All services are free of charge. The mission of TEAM UP programs is to improve the academic achievement, as well as attendance, promotion rates and social skills of at-risk children, while providing a safe and structured environment for children to learn and grow. A three-year evaluation conducted by Wellesley College for Women National Institute of Out of School Time (NIOST), confirmed that children attending TEAM UP programs in Duval County had higher FCAT scores, better attendance, better promotion rates and social skills than children not attending these programs. Further, all TEAM UP programs also provide nutritional snacks and evening meals throughout the school year via funding from the USDA.



## Analysis of Outcomes

### Objective

Objective	Met Y/N	Result
1) Students attending the TEAM UP program for at least 60 days will have better promotion rate than students not attending the program (80.2%)	Y	91.6%
2) Students attending the TEAM UP program for at least 60 days will have better attendance rate (<21 days absence) than students not attending the program (78.7%)	Y	90.2%
3) The percentage of students who score Level 3 and above on the FCAT math and reading tests will be above the school baseline (50.94%)	Y	74.58%
4) Program will maintain at least 97% of their projected average daily attendance.	Y	99.4%

\*N = equals total number of children served.

# Bridge of NE Florida, St. Claire Evans -TEAM UP

## Program Type Service Class: TEAM UP - After School

**Total Program Budget:** \$152,630.00

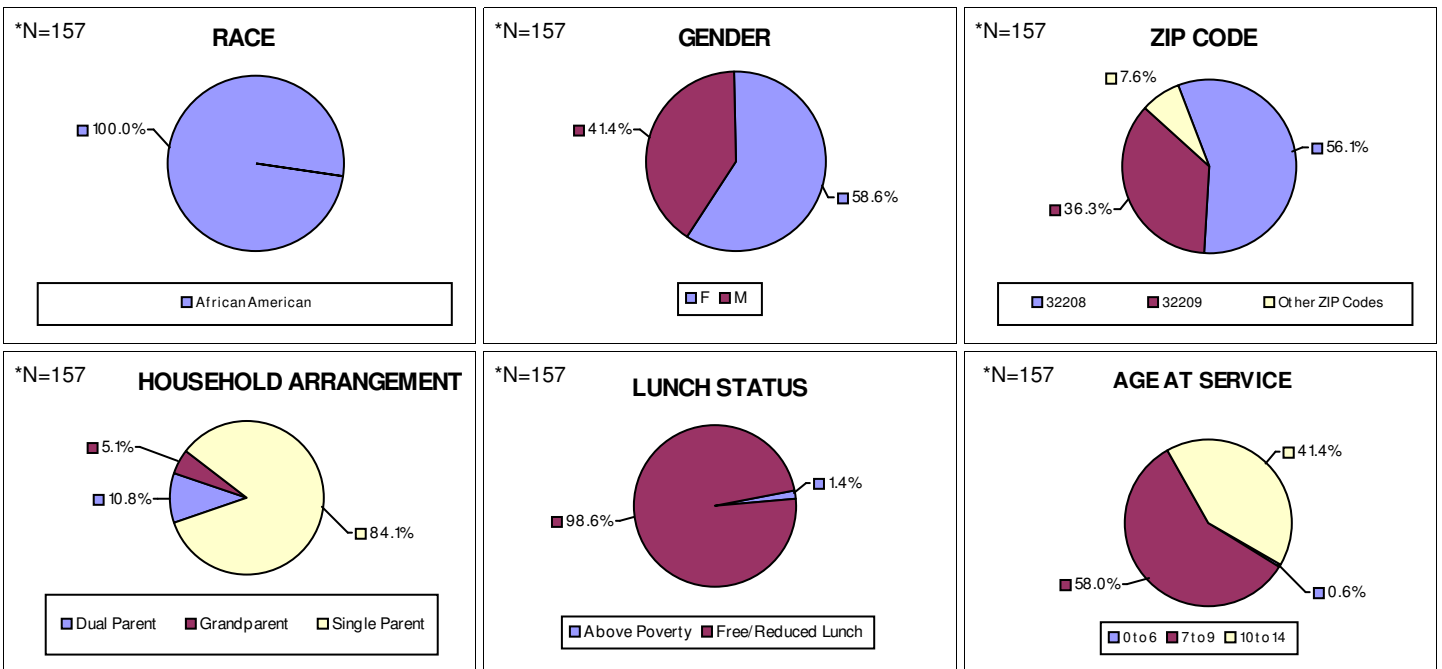
**Commission Allocation:** \$152,630.00

**Percent Funded By Commission:** 100.0%

**Total Number of Children Served 30+ Days:** 146



This is a TEAM UP after school program that provides academic instruction, tutoring and support, as well as enrichment activities, such as field trips, dance, sports and arts to an average of 157 low-income, at-risk children per year. These programs are housed in elementary and middle schools and provide services directly after school for approximately 3 hours per day, 5 days per week. This program has a summer camp. All services are free of charge. The mission of TEAM UP programs is to improve the academic achievement, as well as attendance, promotion rates and social skills of at-risk children, while providing a safe and structured environment for children to learn and grow. A three-year evaluation conducted by Wellesley College for Women National Institute of Out of School Time (NIOST), confirmed that children attending TEAM UP programs in Duval County had higher FCAT scores, better attendance, better promotion rates and social skills than children not attending these programs. Further, all TEAM UP programs also provide nutritional snacks and evening meals throughout the school year via funding from the USDA.



### Analysis of Outcomes

#### Objective

	Met Y/N	Result
1) Students attending the TEAM UP program for at least 60 days will have better promotion rate than students not attending the program ( 93.2%)	Y	95.6%
2) Students attending the TEAM UP program for at least 60 days will have better attendance rate (<21 days absence) than students not attending the program (80.3%)	Y	95.6%
3) The percentage of students who score Level 3 and above on the FCAT math and reading tests will be above the school baseline (50.05%)	Y	64.02%
4) Program will maintain at least 97% of their projected average daily attendance.	N	96.4%

\*N = equals total number of children served.

## Communities In Schools, Carter Woodson - TEAM UP

### Program Type Service Class: Team Up - After School

**Total Program Budget:** \$153,326.00

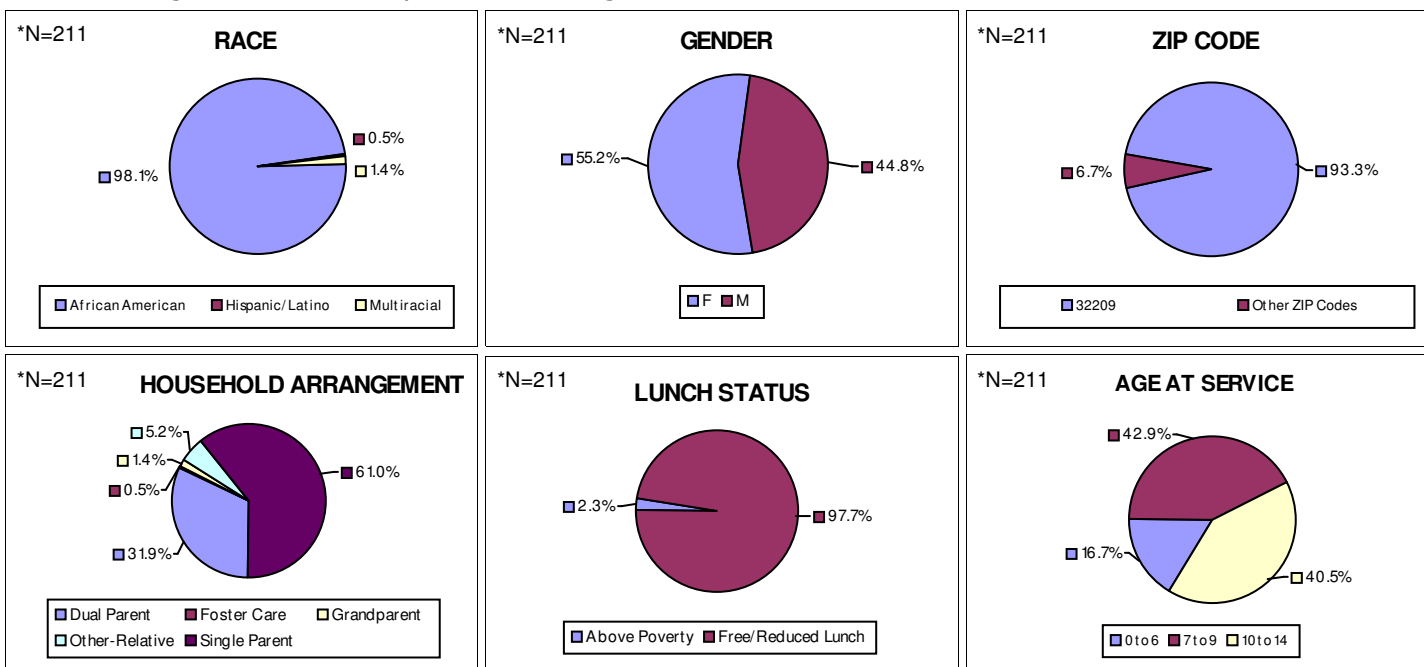
**Commission Allocation:** \$153,326.00

**Percent Funded By Commission:** 100.0%

**Total Number of Children Served:** 182



This is a TEAM UP after school program that provides academic instruction, tutoring and support, as well as enrichment activities, such as field trips, dance, sports and arts to an average of 211 low-income, at-risk children per year. These programs are housed in elementary and middle schools and provide services directly after school for approximately 3 hours per day, 5 days per week. Unlike 21st Century TEAM UP sites that are funded by the State of Florida, Department of Education, regular TEAM UP sites do not provide summer school/camp services. However, all services are free of charge. The mission of TEAM UP program is to improve the academic achievement, as well as attendance, promotion rates and social skills of at risk children, while providing a safe and structured environment for children to learn and grow. A three-year evaluation conducted by Wellesley College for Women National Institute of Out of School Time (NIOST), confirmed that children attending TEAM UP programs in Duval County had higher FCAT scores, better attendance, better promotion rates and social skills than children not attending these programs. Further, all TEAM UP programs also provide nutritional snacks and evening meals throughout the school year via funding from the USDA



## Analysis of Outcomes

### Objective

Objective	Met Y/N	Result
1) Students attending the TEAM UP program for at least 60 days will have better promotion rate than students not attending the program (87.6%)	Y	91.5%
2) Students attending the TEAM UP program for at least 60 days will have better attendance attending the rate (<21 days absence) than students not attending the program (75.3%)	Y	93.5%
3) The percentage of students who score Level 3 and above on the FCAT math and reading tests will be above the school baseline (48.12%)	Y	54.9%
4) Program will maintain at least 97% of their projected average daily attendance	Y	101.5%

\*N = equals total number of children served.

# Communities In Schools, Ft. Caroline Middle - TEAM UP

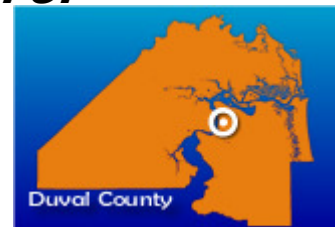
## Program Type Service Class: Jacksonville Journey

**Total Program Budget:** \$194,804.00

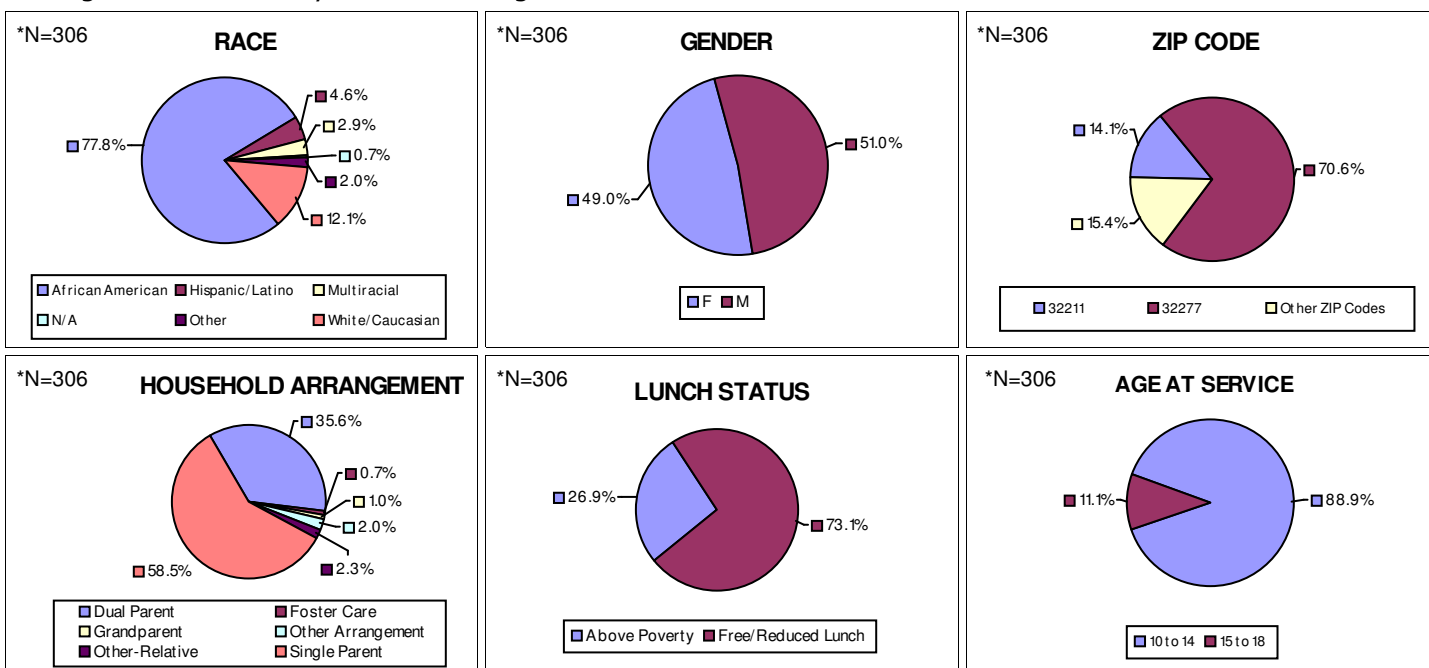
**Commission Allocation:** \$194,804.00

**Percent Funded By Commission:** 100.0%

**Total Number of Children Served 30+ Days:** 212



This is a TEAM UP after school program that provides academic instruction, tutoring and support, as well as enrichment activities, such as field trips, dance, sports and arts to an average of 306 low-income, at-risk children per year. These programs are housed in elementary and middle schools and provide services directly after school for approximately 3 hours per day, 5 days per week. Unlike 21st Century TEAM UP sites that are funded by the State of Florida, Department of Education, regular TEAM UP sites do not provide summer school/camp services. However, all services are free of charge. The mission of TEAM UP program is to improve the academic achievement, as well as attendance, promotion rates and social skills of at risk children, while providing a safe and structured environment for children to learn and grow. A three-year evaluation conducted by Wellesley College for Women National Institute of Out of School Time (NIOST), confirmed that children attending TEAM UP programs in Duval County had higher FCAT scores, better attendance, better promotion rates and social skills than children not attending these programs. Further, all TEAM UP programs also provide nutritional snacks and evening meals throughout the school year via funding from the USDA



## Analysis of Outcomes

### Objective

	Met Y/N	Result
1) Students attending the TEAM UP program for at least 60 days will have better promotion rate than students not attending the program ( 98.1%)	Y	97.9%
2) Students attending the TEAM UP program for at least 60 days will have better attendance rate (<21 days absence) than students not attending the program (95.7%)	Y	95.9%
3) The percentage of students who score Level 3 and above on the FCAT math and reading tests will be above the school baseline (46.1%)	N	38.3%
4) Program will maintain at least 97% of their projected average daily attendance.	Y	102.9%

\*N= equals total number of children served.

# Communities In Schools, Gilbert Middle - TEAM UP

## Program Type Service Class: TEAM UP - After School

**Total Program Budget:** \$237,618.00

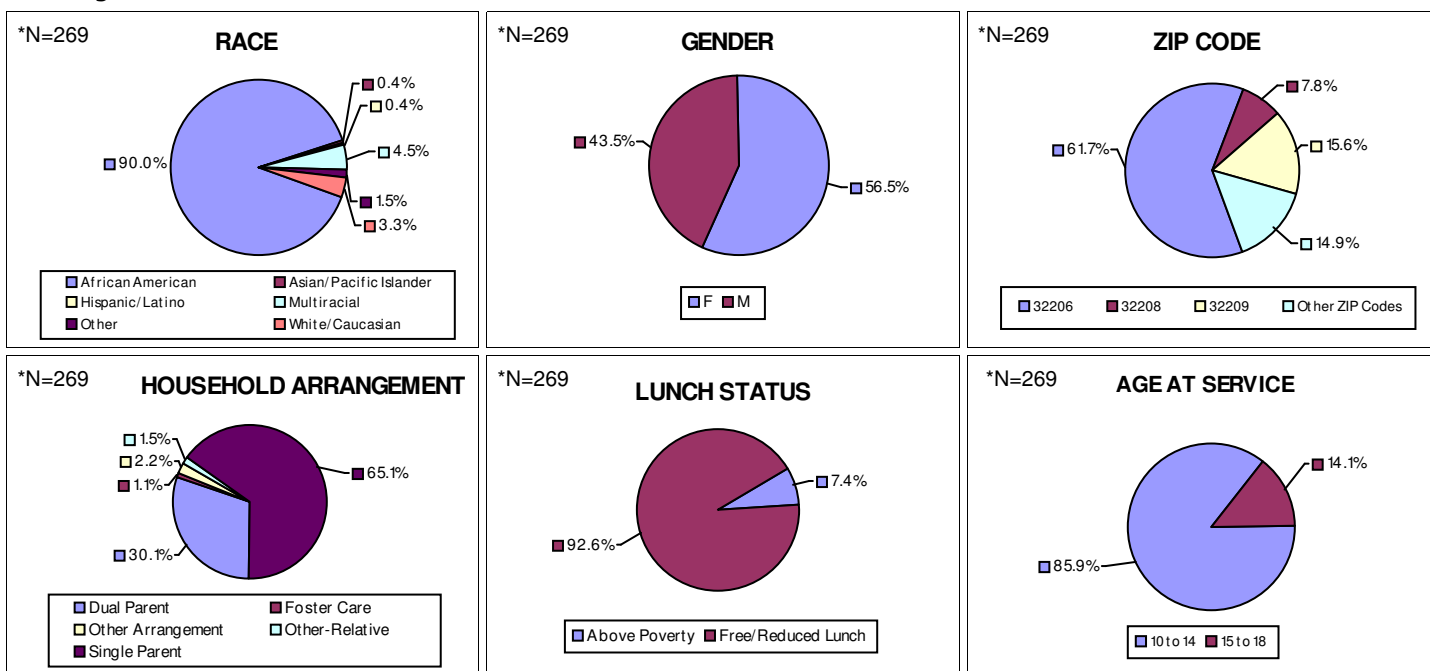
**Commission Allocation:** \$237,618.00

**Percent Funded By Commission:** 100.0%

**Total Number of Children Served 30+ Days:** 261



This is a TEAM UP after school program that provides academic instruction, tutoring and support, as well as enrichment activities, such as field trips, dance, sports and arts to an average of 269 low-income, at-risk children per year. These programs are housed in elementary and middle schools and provide services directly after school for approximately 3 hours per day, 5 days per week. This site also provides a 6-week summer camp program. All services are free of charge. The mission of TEAM UP programs is to improve the academic achievement, as well as attendance, promotion rates and social skills of at-risk children, while providing a safe and structured environment for children to learn and grow. A three-year evaluation conducted by Wellesley College for Women National Institute of Out of School Time (NIOST), confirmed that children attending TEAM UP programs in Duval County had higher FCAT scores, better attendance, better promotion rates and social skills than children not attending these programs. Further, all TEAM UP programs also provide nutritional snacks and evening meals throughout the school year via funding from the USDA.



## Analysis of Outcomes

### Objective

Objective	Met Y/N	Result
1) Students attending the TEAM UP program for at least 60 days will have better promotion rate than students not attending the program ( 96.6%)	Y	97.4%
2) Students attending the TEAM UP program for at least 60 days will have better attendance rate (<21 days absence) than students not attending the program (98.9%)	Y	99.6%
3) The percentage of students who score Level 3 and above on the FCAT math and reading tests will be above the school baseline (34.08%)	Y	35.68%
4) Program will maintain at least 97% of their projected average daily attendance.	Y	101.8%

\*N = equals total number of children served.



# Communities In Schools, Highlands - TEAM UP

## Program Type Service Class: TEAM UP - After School



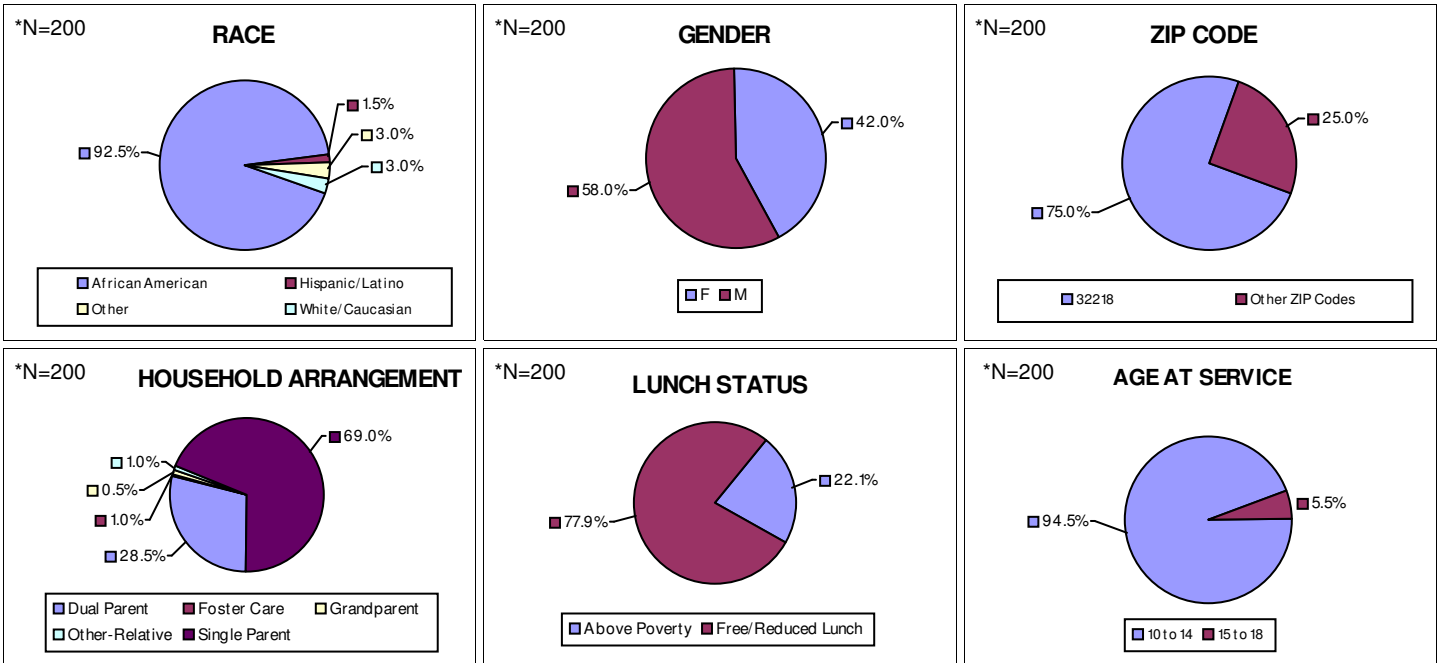
**Total Program Budget:** \$241,573.00

**Commission Allocation:** \$241,573.00

**Percent Funded By Commission:** 100.0%

**Total Number of Children Served 30+ Days:** 200

This is a TEAM UP after school program that provides academic instruction, tutoring and support, as well as enrichment activities, such as field trips, dance, sports and arts to an average of 200 low-income, at-risk children per year. These programs are housed in elementary and middle schools and provide services directly after school for approximately 3 hours per day, 5 days per week. Unlike 21st Century TEAM UP sites that are funded by the State of Florida, Department of Education, regular TEAM UP sites do not provide summer school/camp services. However, all services are free of charge. The mission of TEAM UP program is to improve the academic achievement, as well as attendance, promotion rates and social skills of at risk children, while providing a safe and structured environment for children to learn and grow. A three-year evaluation conducted by Wellesley College for Women National Institute of Out of School Time (NIOST), confirmed that children attending TEAM UP programs in Duval County had higher FCAT scores, better attendance, better promotion rates and social skills than children not attending these programs. Further, all TEAM UP programs also provide nutritional snacks and evening meals throughout the school year via funding from the USDA.



## Analysis of Outcomes

### Objective

Objective	Met Y/N	Result
1) Students attending the TEAM UP program for at least 60 days will have better promotion rate than students not attending the program ( 98.1%)	N	97.3%
2) Students attending the TEAM UP program for at least 60 days will have better attendance rate (<21 days absence) than students not attending the program (99.1%)	Y	99%
3) The percentage of students who score Level 3 and above on the FCAT math and reading tests will be above the school baseline (39.5%)	N	36.07%
4) Program will maintain at least 97% of their projected average daily attendance.	Y	104.2%

\*N = equals total number of children served.

# Communities In Schools, Jeb Stuart Middle - TEAM UP

## Program Type Service Class: Jacksonville Journey

**Total Program Budget:** \$188,055.00

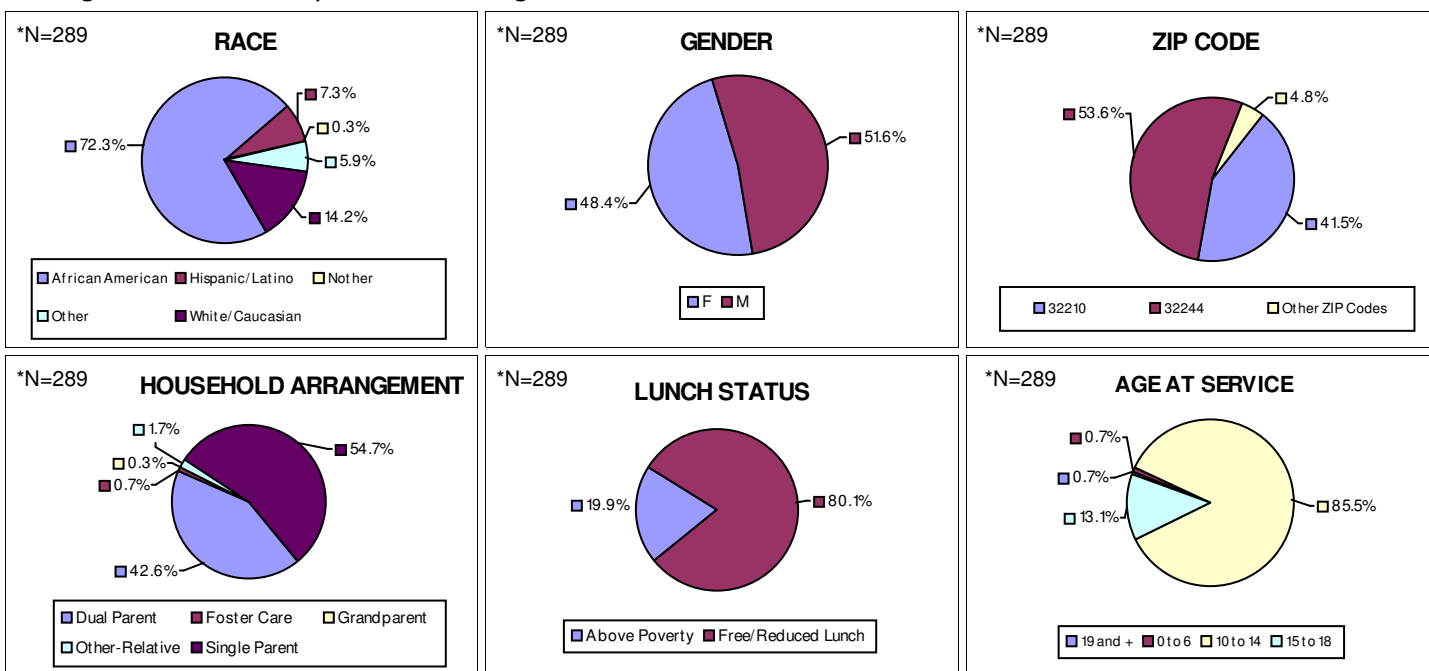
**Commission Allocation:** \$188,055.00

**Percent Funded By Commission:** 100.0%

**Total Number of Children Served 30+ Days:** 223



This is a TEAM UP after school program that provides academic instruction, tutoring and support, as well as enrichment activities, such as field trips, dance, sports and arts to an average of 289 low-income, at-risk children per year. These programs are housed in elementary and middle schools and provide services directly after school for approximately 3 hours per day, 5 days per week. Unlike 21st Century TEAM UP sites that are funded by the State of Florida, Department of Education, regular TEAM UP sites do not provide summer school/camp services. However, all services are free of charge. The mission of TEAM UP program is to improve the academic achievement, as well as attendance, promotion rates and social skills of at risk children, while providing a safe and structured environment for children to learn and grow. A three-year evaluation conducted by Wellesley College for Women National Institute of Out of School Time (NIOST), confirmed that children attending TEAM UP programs in Duval County had higher FCAT scores, better attendance, better promotion rates and social skills than children not attending these programs. Further, all TEAM UP programs also provide nutritional snacks and evening meals throughout the school year via funding from the USDA



## Analysis of Outcomes

### Objective

	Met Y/N	Result
1) Students attending the TEAM UP program for at least 60 days will have better promotion rate than students not attending the program ( 96.8%)	Y	97.2%
2) Students attending the TEAM UP program for at least 60 days will have better attendance rate (<21 days absence) than students not attending the program (95.2%)	Y	98.4%
3) The percentage of students who score Level 3 and above on the FCAT math and reading tests will be above the school baseline (45.8%)	N	40.08%
4) Program will maintain at least 97% of their projected average daily attendance.	Y	99.9%

\*N= equals total number of children served.

# Communities In Schools, Jefferson Davis Middle - TEAM UP

## Program Type Service Class: TEAM UP - After School

**Total Program Budget:** \$205,879.00

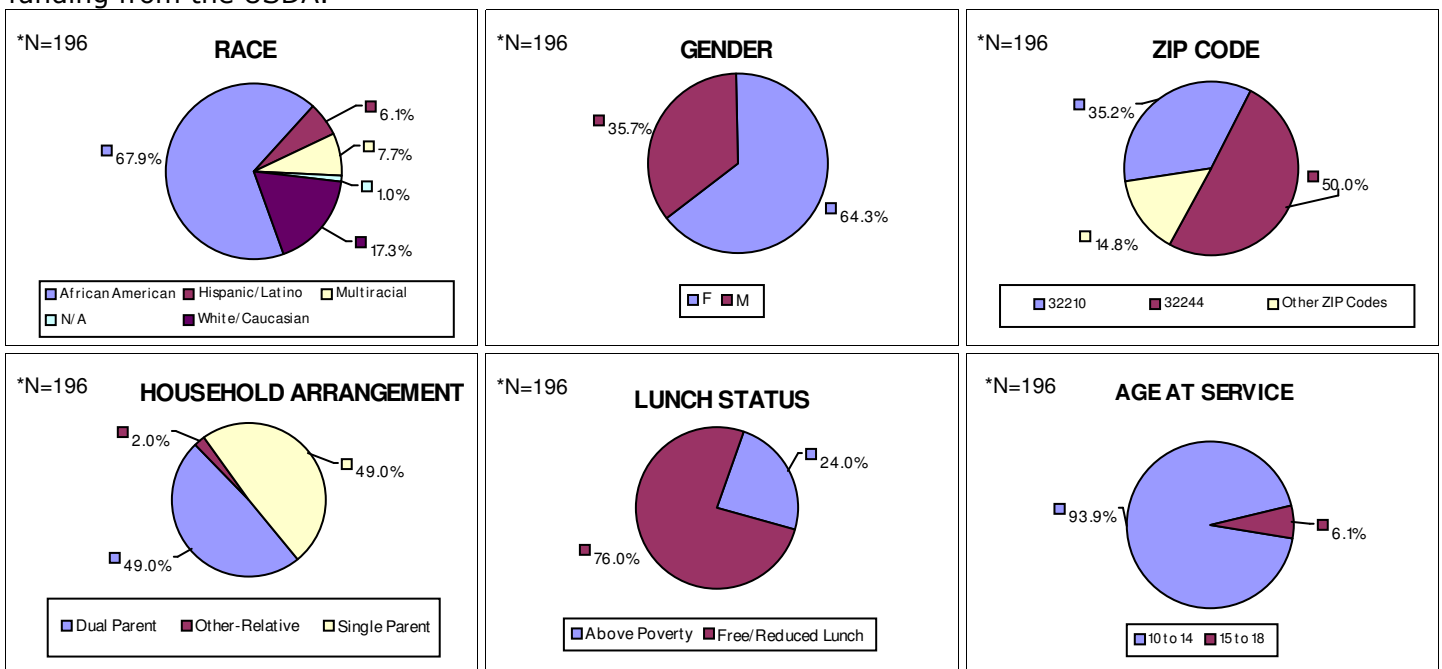
**Commission Allocation:** \$205,879.00

**Percent Funded By Commission:** 100.0%

**Total Number of Children Served 30+ Days:** 175



This is a TEAM UP after school program that provides academic instruction, tutoring and support, as well as enrichment activities, such as field trips, dance, sports and arts to an average of 196 low-income, at-risk children per year. These programs are housed in elementary and middle schools and provide services directly after school for approximately 3 hours per day, 5 days per week. This site also provides a 6-week summer camp program. All services are free of charge. The mission of TEAM UP programs is to improve the academic achievement, as well as attendance, promotion rates and social skills of at-risk children, while providing a safe and structured environment for children to learn and grow. A three-year evaluation conducted by Wellesley College for Women National Institute of Out of School Time (NIOST), confirmed that children attending TEAM UP programs in Duval County had higher FCAT scores, better attendance, better promotion rates and social skills than children not attending these programs. Further, all TEAM UP programs also provide nutritional snacks and evening meals throughout the school year via funding from the USDA.



## Analysis of Outcomes

### Objective

	Met	Y/N	Result
1) Students attending the TEAM UP program for at least 60 days will have better promotion rate than students not attending the program (96.9%)	Y		99.3%
2) Students attending the TEAM UP program for at least 60 days will have better attendance rate (<21 days absence) than students not attending the program (98.8%)	Y		100%
3) The percentage of students who score Level 3 and above on the FCAT math and reading tests will be above the school baseline (50.3%)	N		37.38%
4) Program will maintain at least 97% of their projected average daily attendance.	Y		103.6%

\*N = equals total number of children served.

# Communities In Schools, Joseph Stillwell Middle - TEAM UP

## Program Type Service Class: Jacksonville Journey

**Total Program Budget:** \$188,507.00

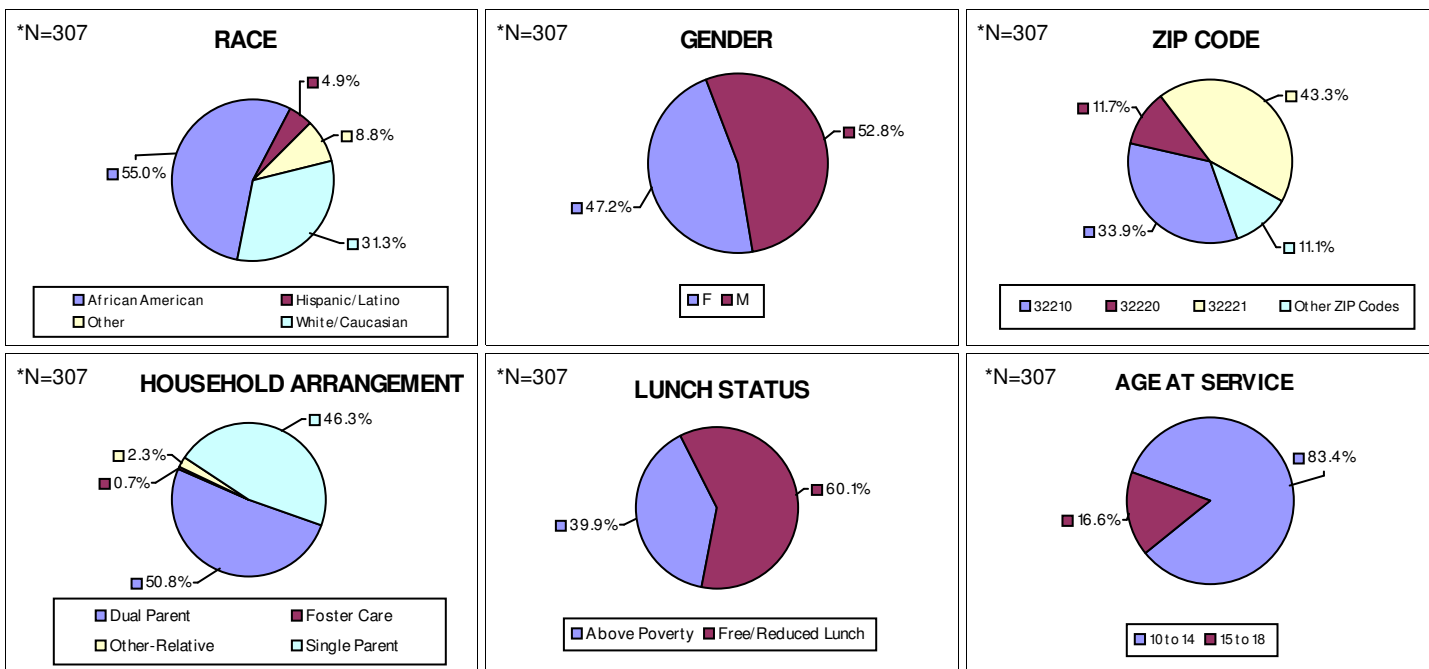
**Commission Allocation:** \$188,507.00

**Percent Funded By Commission:** 100.0%

**Total Number of Children Served 30+ Days:** 220



This is a TEAM UP after school program that provides academic instruction, tutoring and support, as well as enrichment activities, such as field trips, dance, sports and arts to an average of 307 low-income, at-risk children per year. These programs are housed in elementary and middle schools and provide services directly after school for approximately 3 hours per day, 5 days per week. Unlike 21st Century TEAM UP sites that are funded by the State of Florida, Department of Education, regular TEAM UP sites do not provide summer school/camp services. However, all services are free of charge. The mission of TEAM UP program is to improve the academic achievement, as well as attendance, promotion rates and social skills of at risk children, while providing a safe and structured environment for children to learn and grow. A three-year evaluation conducted by Wellesley College for Women National Institute of Out of School Time (NIOST), confirmed that children attending TEAM UP programs in Duval County had higher FCAT scores, better attendance, better promotion rates and social skills than children not attending these programs. Further, all TEAM UP programs also provide nutritional snacks and evening meals throughout the school year via funding from the USDA



## Analysis of Outcomes

### Objective

Objective	Met Y/N	Result
1) Students attending the TEAM UP program for at least 60 days will have better promotion rate than students not attending the program ( 90%)	Y	95.2%
2) Students attending the TEAM UP program for at least 60 days will have better attendance rate (<21 days absence) than students not attending the program (88.6%)	Y	96.6%
3) The percentage of students who score Level 3 and above on the FCAT math and reading tests will be above the school baseline (46.55%)	N	34.03%
4) Program will maintain at least 97% of their projected average daily attendance.	Y	103.1%

\*N= equals total number of children served.

# Communities In Schools, Lake Forest - TEAM UP

## Program Type Service Class: Jacksonville Journey

**Total Program Budget:** \$169,831.00

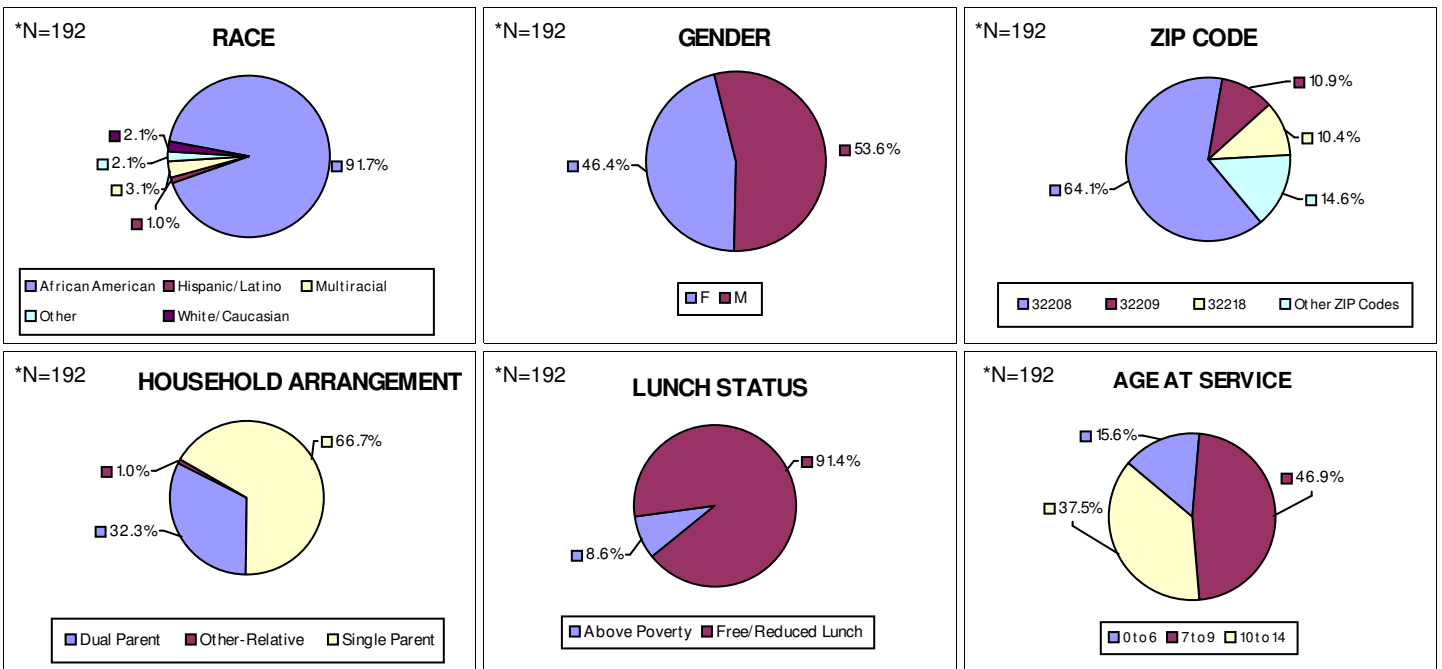
**Commission Allocation:** \$169,831.00

**Percent Funded By Commission:** 100.0%

**Total Number of Children Served 30+ Days:** 192



This is a TEAM UP after school program that provides academic instruction, tutoring and support, as well as enrichment activities, such as field trips, dance, sports and arts to an average of 192 low-income, at-risk children per year. These programs are housed in elementary and middle schools and provide services directly after school for approximately 3 hours per day, 5 days per week. Unlike 21st Century TEAM UP sites that are funded by the State of Florida, Department of Education, regular TEAM UP sites do not provide summer school/camp services. However, all services are free of charge. The mission of TEAM UP program is to improve the academic achievement, as well as attendance, promotion rates and social skills of at risk children, while providing a safe and structured environment for children to learn and grow. A three-year evaluation conducted by Wellesley College for Women National Institute of Out of School Time (NIOST), confirmed that children attending TEAM UP programs in Duval County had higher FCAT scores, better attendance, better promotion rates and social skills than children not attending these programs. Further, all TEAM UP programs also provide nutritional snacks and evening meals throughout the school year via funding from the USDA.



## Analysis of Outcomes

### Objective

Objective	Met Y/N	Result
1) Students attending the TEAM UP program for at least 60 days will have better promotion rate than students not attending the program ( 89.2%)	Y	92.6%
2) Students attending the TEAM UP program for at least 60 days will have better attendance rate (<21 days absence) than students not attending the program (89.6%)	Y	94.9%
3) The percentage of students who score Level 3 and above on the FCAT math and reading tests will be above the school baseline (50.72%)	Y	51.08%
4) Program will maintain at least 97% of their projected average daily attendance.	Y	100.1%

\*N= equals total number of children served.

## Communities In Schools, Lake Shore Middle - TEAM UP

### Program Type Service Class: Jacksonville Journey

Total Program Budget: \$179,325.00

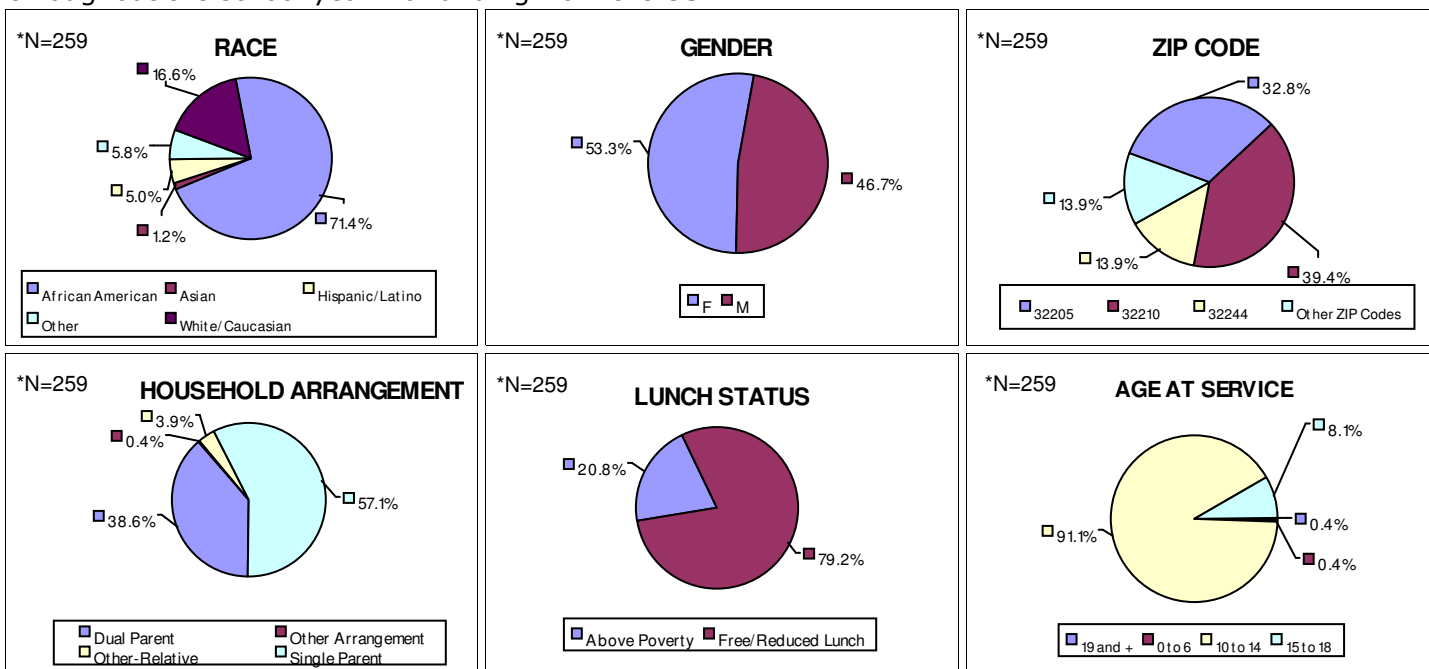
Commission Allocation: \$179,325.00

Percent Funded By Commission: 100.0%

Total Number of Children Served 30+ Days: 225



This is a TEAM UP after school program that provides academic instruction, tutoring and support, as well as enrichment activities, such as field trips, dance, sports and arts to an average of 259 low-income, at-risk children per year. These programs are housed in elementary and middle schools and provide services directly after school for approximately 3 hours per day, 5 days per week. Unlike 21st Century TEAM UP sites that are funded by the State of Florida, Department of Education, regular TEAM UP sites do not provide summer school/camp services. However, all services are free of charge. The mission of TEAM UP program is to improve the academic achievement, as well as attendance, promotion rates and social skills of at risk children, while providing a safe and structured environment for children to learn and grow. A three-year evaluation conducted by Wellesley College for Women National Institute of Out of School Time (NIOST), confirmed that children attending TEAM UP programs in Duval County had higher FCAT scores, better attendance, better promotion rates and social skills than children not attending these programs. Further, all TEAM UP programs also provide nutritional snacks and evening meals throughout the school year via funding from the USDA.



## Analysis of Outcomes

### Objective

Objective	Met Y/N	Result
1) Students attending the TEAM UP program for at least 60 days will have better promotion rate than students not attending the program ( 95.6%)	N	95.3%
2) Students attending the TEAM UP program for at least 60 days will have better attendance rate (<21 days absence) than students not attending the program (98%)	Y	98.7%
3) The percentage of students who score Level 3 and above on the FCAT math and reading tests will be above the school baseline (41.122%)	N	37.82%
4) Program will maintain at least 97% of their projected average daily attendance.	Y	100.7%

# Communities In Schools, Long Branch - TEAM UP

## Program Type Service Class: TEAM UP - After School

**Total Program Budget:** \$158,985.00

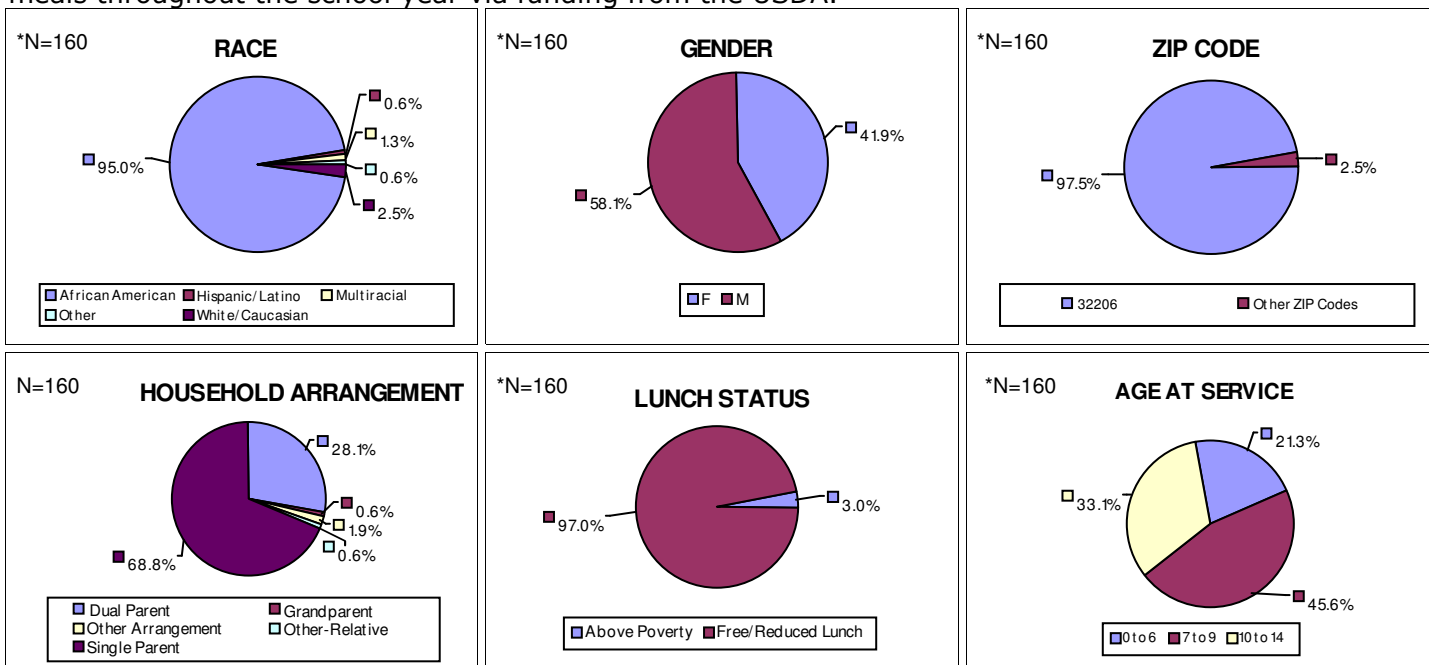
**Commission Allocation:** \$158,985.00

**Percent Funded By The Commission** 100.0%

**Total Number of Children Served 30+ Days:** 151



This is a TEAM UP after school program that provides academic instruction, tutoring and support, as well as enrichment activities, such as field trips, dance, sports and arts to an average of 160 low income, at risk children per year. These programs are housed in elementary and middle schools and provide services directly after school for approximately 3 hours per day, 5 days per week. Unlike 21st Century TEAM UP sites that are funded by the State of Florida, Department of Education, regular TEAM UP sites do not provide summer school/camp services. However, all services are free of charge. The mission of TEAM UP Programs is to improve the academic achievement, as well as attendance, promotion rates and social skills of at risk children, while providing a safe and structured environment for children to learn and grow. A three (3) year evaluation conducted by Wellesley College for Women; National Institute of Out of School Time (NIOST), confirmed that children attending TEAM UP Programs in Duval County had higher FCAT scores, better attendance, better promotion rates and social skills than children not attending these programs. Further, all TEAM UP programs also provide nutritional snacks and evening meals throughout the school year via funding from the USDA.



## Analysis of Outcomes

### Objective

Objective	Met Y/N	Result
1) Students attending the TEAM UP program for at least 60 days will have better promotion rate than students not attending the program ( 93.7%)	N	92.8%
2) Students attending the TEAM UP program for at least 60 days will have better attendance rate (<21 days absence) than students not attending the program (77.2%)	Y	87.9%
3) The percentage of students who score Level 3 and above on the FCAT math and reading tests will be above the school baseline (52.9%)	Y	56.73%
4) Program will maintain at least 97% of their projected average daily attendance.	Y	100.8%

\*N = equals total number of children served.

# Communities In Schools, Mayport Middle -TEAM UP

## Program Type Service Class: Jacksonville Journey

**Total Program Budget:** \$176,395.00

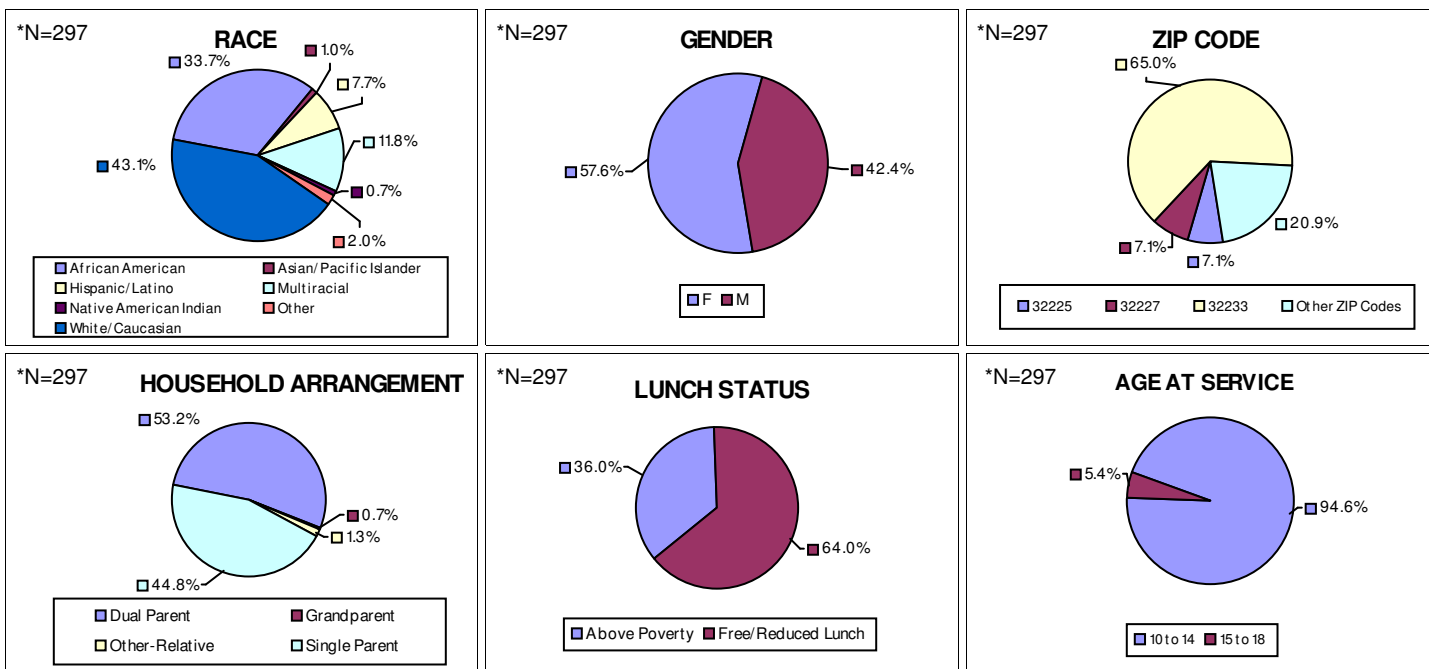
**Commission Allocation:** \$176,395.00

**Percent Funded By Commission:** 100.0%

**Total Number of Children Served 30+ Days:** 232



This is a TEAM UP after school program that provides academic instruction, tutoring and support, as well as enrichment activities, such as field trips, dance, sports and arts to an average of 297 low-income, at-risk children per year. These programs are housed in elementary and middle schools and provide services directly after school for approximately 3 hours per day, 5 days per week. Unlike 21st Century TEAM UP sites that are funded by the State of Florida, Department of Education, regular TEAM UP sites do not provide summer school/camp services. However, all services are free of charge. The mission of TEAM UP program is to improve the academic achievement, as well as attendance, promotion rates and social skills of at risk children, while providing a safe and structured environment for children to learn and grow. A three-year evaluation conducted by Wellesley College for Women National Institute of Out of School Time (NIOST), confirmed that children attending TEAM UP programs in Duval County had higher FCAT scores, better attendance, better promotion rates and social skills than children not attending these programs. Further, all TEAM UP programs also provide nutritional snacks and evening meals throughout the school year via funding from the USDA.



## Analysis of Outcomes

### Objective

Objective	Met Y/N	Result
1) Students attending the TEAM UP program for at least 60 days will have better promotion rate than students not attending the program ( 95.5%)	Y	97.7%
2) Students attending the TEAM UP program for at least 60 days will have better attendance rate (<21 days absence) than students not attending the program (95%)	Y	98.5%
3) The percentage of students who score Level 3 and above on the FCAT math and reading tests will be above the school baseline (55.2%)	N	41.9%
4) Program will maintain at least 97% of their projected average daily attendance.	N	95.9%

\*N= equals total number of children served.



# Communities In Schools, Northwestern Middle - TEAM UP

## Program Type Service Class: TEAM UP - After School 21st Century Grant

**Total Program Budget:** \$276,480.00

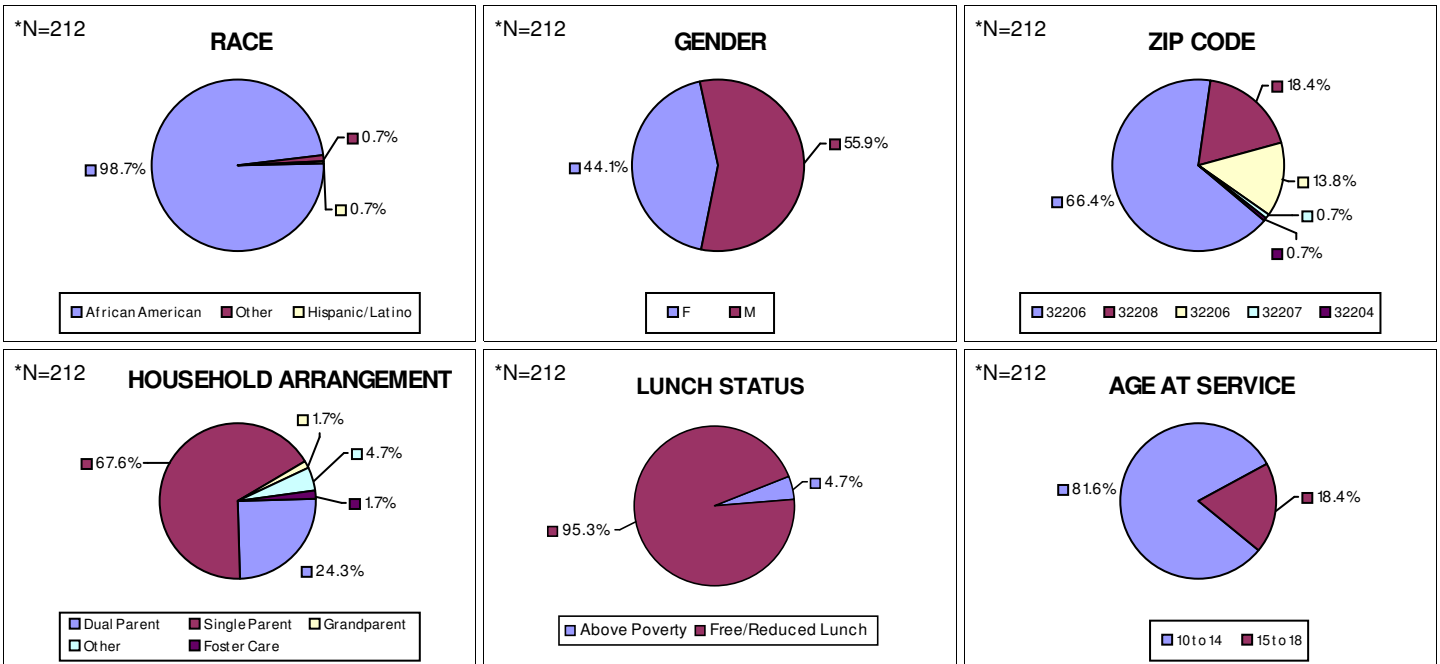
**Commission Allocation:** \$276,480.00

**Percent Funded By Commission:** 100.0%

**Total Number of Children Served 30+ Days:** 195



This is a TEAM UP after school program that provides academic instruction, tutoring and support, as well as enrichment activities, such as field trips, dance, sports and arts to an average of 212 low income, at risk children per year. These programs are housed in elementary and middle schools and provide services directly after school for approximately 3 hours per day, 5 days per week. This site also provides a 6 week summer camp program, all services are free of charge. The mission of TEAM UP Programs is to improve the academic achievement, as well as attendance, promotion rates and social skills of at risk children, while providing a safe and structured environment for children to learn and grow. A three (3) year evaluation conducted by Wellesley College for Women; National Institute of Out of School Time (NIOST), confirmed that children attending TEAM UP Programs in Duval County had higher FCAT scores, better attendance, better promotion rates and social skills than children not attending these programs. Further, all TEAM UP programs also provide nutritional snacks and evening meals throughout the school year via funding from the USDA.



### Analysis of Outcomes

#### Objective

Objective	Met Y/N	Result
1) Students attending the TEAM UP program for at least 60 days will have better promotion rate than students not attending the program (92.4%)	Y	95%
2) Students attending the TEAM UP program for at least 60 days will have better attendance rate (<21 days absence) than students not attending the program (96.5%)	Y	99.3%
3) The percentage of students who score Level 3 and above on the FCAT math and reading tests will be above the school baseline (34.17%)	Y	35.75%
4) Program will maintain at least 97% of their projected average daily attendance.	Y	103.6%

\*N = equals total number of children served.

## Communities In Schools, Paxon Middle - TEAM UP Program Type Service Class: TEAM UP - After School

**Total Program Budget:** \$201,464.00

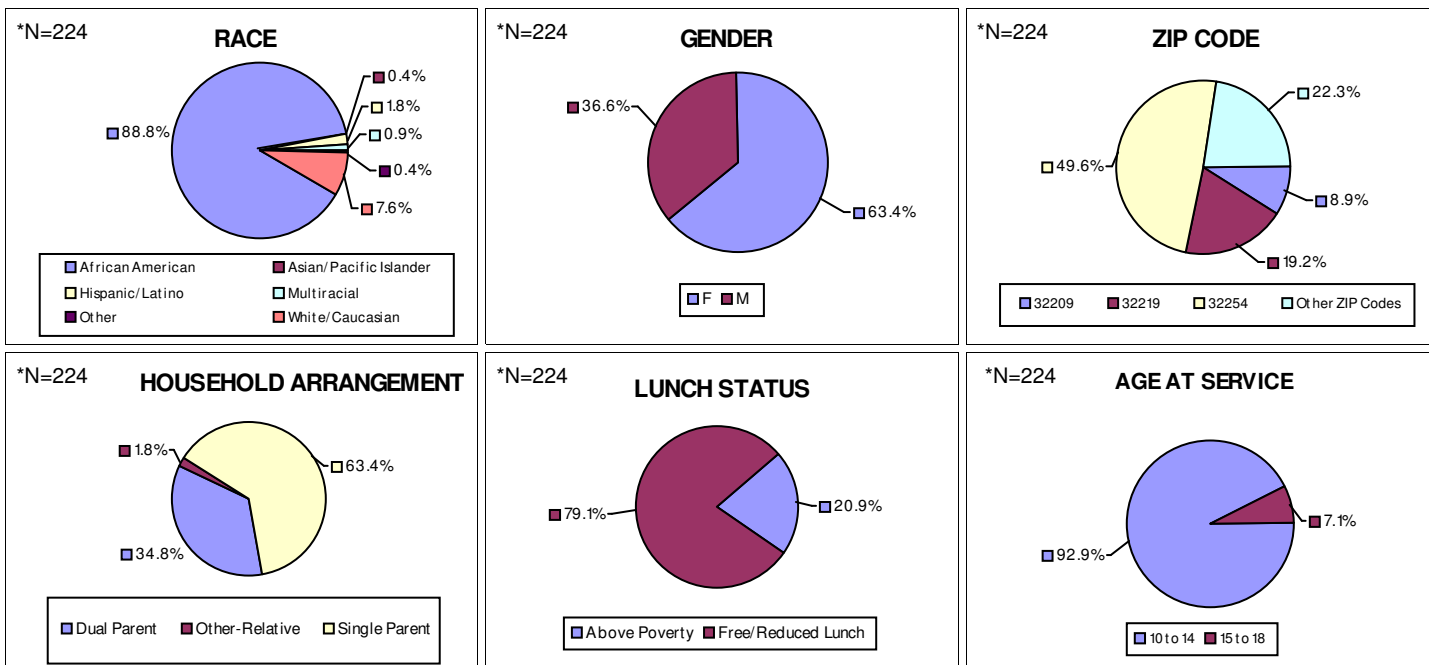
**Commission Allocation:** \$201,464.00

**Percent Funded By Commission:** 100.0%

**Total Number of Children Served 30+ Days:** 187



This is a TEAM UP after school program that provides academic instruction, tutoring and support, as well as enrichment activities, such as field trips, dance, sports and arts to an average of 224 low income, at risk children per year. These programs are housed in elementary and middle schools and provide services directly after school for approximately 3 hours per day, 5 days per week. Unlike 21st Century TEAM UP sites that are funded by the State of Florida, Department of Education, regular TEAM UP sites do not provide summer school/camp services. However, all services are free of charge. The mission of TEAM UP Programs is to improve the academic achievement, as well as attendance, promotion rates and social skills of at risk children, while providing a safe and structured environment for children to learn and grow. A three (3) year evaluation conducted by Wellesley College for Women; National Institute of Out of School Time (NIOST), confirmed that children attending TEAM UP Programs in Duval County had higher FCAT scores, better attendance, better promotion rates and social skills than children not attending these programs. Further, all TEAM UP programs also provide nutritional snacks and evening meals throughout the school year via funding from the USDA.



### Analysis of Outcomes

#### Objective

Objective	Met Y/N	Result
1) Students attending the TEAM UP program for at least 60 days will have better promotion rate than students not attending the program ( 94.8%)	Y	99.3%
2) Students attending the TEAM UP program for at least 60 days will have better attendance rate (<21 days absence) than students not attending the program (99.6%)	Y	100%
3) The percentage of students who score Level 3 and above on the FCAT math and reading tests will be above the school baseline (32.88%)	Y	38.03%
4) Program will maintain at least 97% of their projected average daily attendance.	Y	100.6%

\*N = equals total number of children served.

# Communities In Schools, Pickett - TEAM UP

## Program Type Service Class: TEAM UP - After School 21st Century Grant

**Total Program Budget:** \$151,143.00

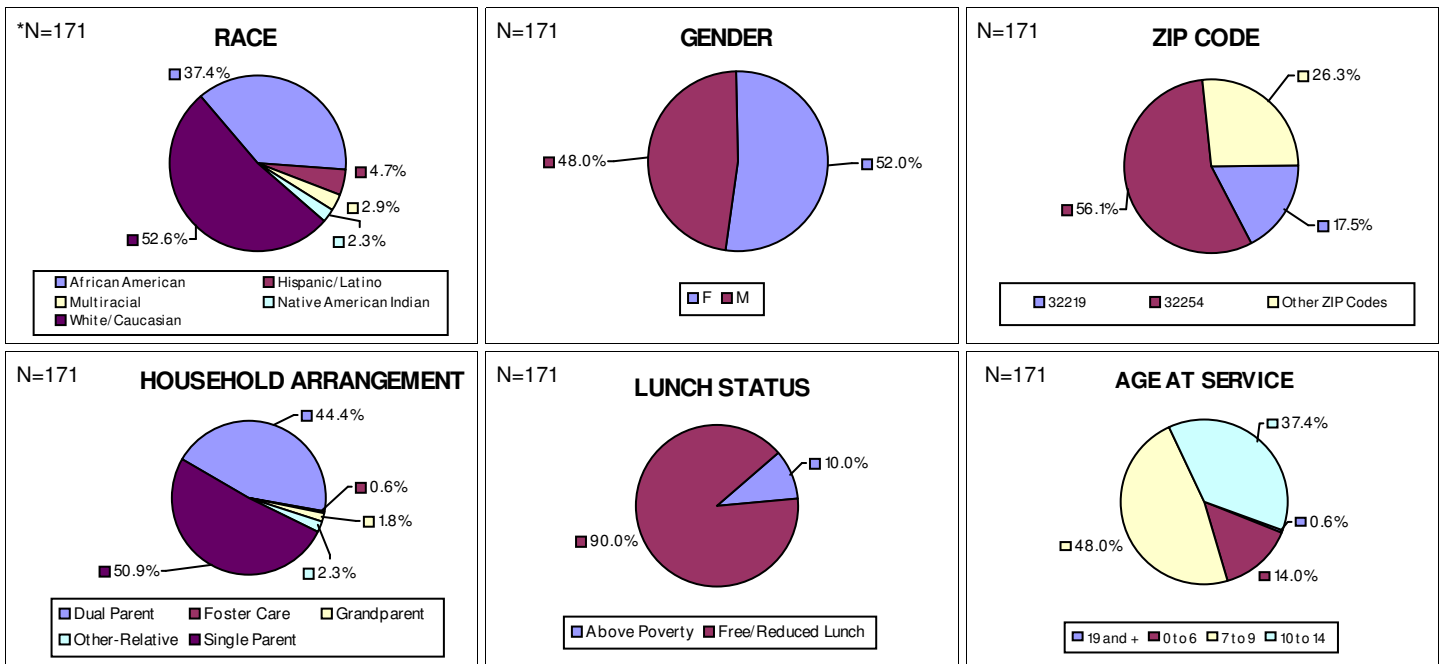
**Commission Allocation:** \$151,143.00

**Percent Funded By Commission:** 100.0%

**Total Number of Children Served 30+ Days:** 147



This is a TEAM UP after school program that provides academic instruction, tutoring and support, as well as enrichment activities, such as field trips, dance, sports and arts to an average of 171 low income, at risk children per year. These programs are housed in elementary and middle schools and provide services directly after school for approximately 3 hours per day, 5 days per week. This site also provides a 6 week summer camp program, all services are free of charge. The mission of TEAM UP Programs is to improve the academic achievement, as well as attendance, promotion rates and social skills of at risk children, while providing a safe and structured environment for children to learn and grow. A three (3) year evaluation conducted by Wellesley College for Women; National Institute of Out of School Time (NIOST), confirmed that children attending TEAM UP Programs in Duval County had higher FCAT scores, better attendance, better promotion rates and social skills than children not attending these programs. Further, all TEAM UP programs also provide nutritional snacks and evening meals throughout the school year via funding from the USDA.



## Analysis of Outcomes

### Objective

Objective	Met Y/N	Result
1) Students attending the TEAM UP program for at least 60 days will have better promotion rate than students not attending the program ( 89.7%)	Y	97%
2) Students attending the TEAM UP program for at least 60 days will have better attendance rate (<21 days absence) than students not attending the program (76.6%)	Y	92.1%
3) The percentage of students who score Level 3 and above on the FCAT math and reading tests will be above the school baseline (51.3%)	Y	68.17%
4) Program will maintain at least 97% of their projected average daily attendance.	Y	126.2%

\*N = equals total number of children served.

# Communities In Schools, Pinedale Elementary - TEAM UP

## Program Type Service Class: Team Up - After School 21st Century Grant

**Total Program Budget:** \$416,070.00

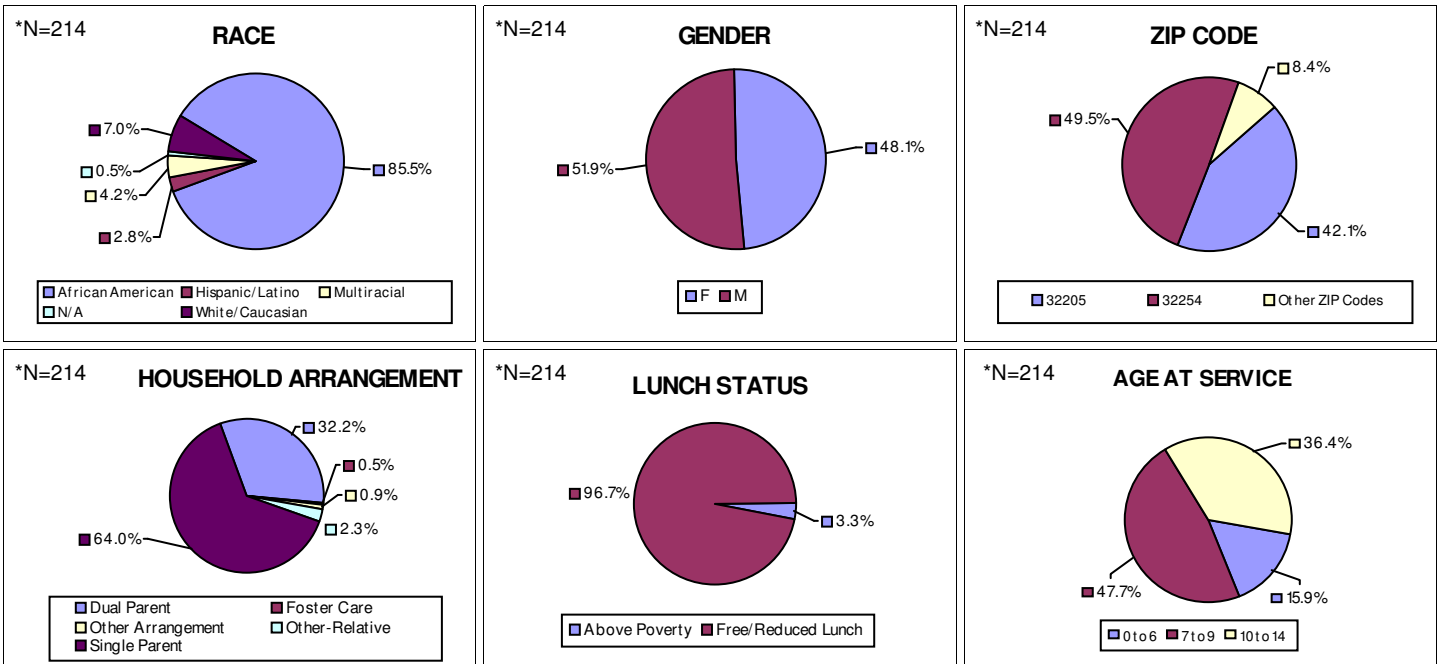
**Commission Allocation:** \$416,070.00

**Percent Funded By Commission:** 100.0%

**Total Number of Children Served 30+ Days:** 213



This is a TEAM UP after school program that provides academic instruction, tutoring and support, as well as enrichment activities, such as field trips, dance, sports and arts to an average of 214 low income, at risk children per year. These programs are housed in elementary and middle schools and provide services directly after school for approximately 3 hours per day, 5 days per week. This site also provides a 6 week summer camp program, all services are free of charge. The mission of TEAM UP Programs is to improve the academic achievement, as well as attendance, promotion rates and social skills of at risk children, while providing a safe and structured environment for children to learn and grow. A three (3) year evaluation conducted by Wellesley College for Women; National Institute of Out of School Time (NIOST), confirmed that children attending TEAM UP Programs in Duval County had higher FCAT scores, better attendance, better promotion rates and social skills than children not attending these programs. Further, all TEAM UP programs also provide nutritional snacks and evening meals throughout the school year via funding from the USDA.



### Analysis of Outcomes

#### Objective

Objective	Met Y/N	Result
1) Students attending the TEAM UP program for at least 60 days will have better promotion rate than students not attending the program ( 88.3%)	Y	89%
2) Students attending the TEAM UP program for at least 60 days will have better attendance rate (<21 days absence) than students not attending the program (76.5%)	Y	87.4%
3) The percentage of students who score Level 3 and above on the FCAT math and reading tests will be above the school baseline (48.62%)	Y	55.17%
4) Program will maintain at least 97% of their projected average daily attendance.	Y	103.5%

\*N = equals total number of children served.

# Communities In Schools, Reynolds Lane - TEAM UP

## Program Type Service Class: TEAM UP

**Total Program Budget:** \$162,689.00

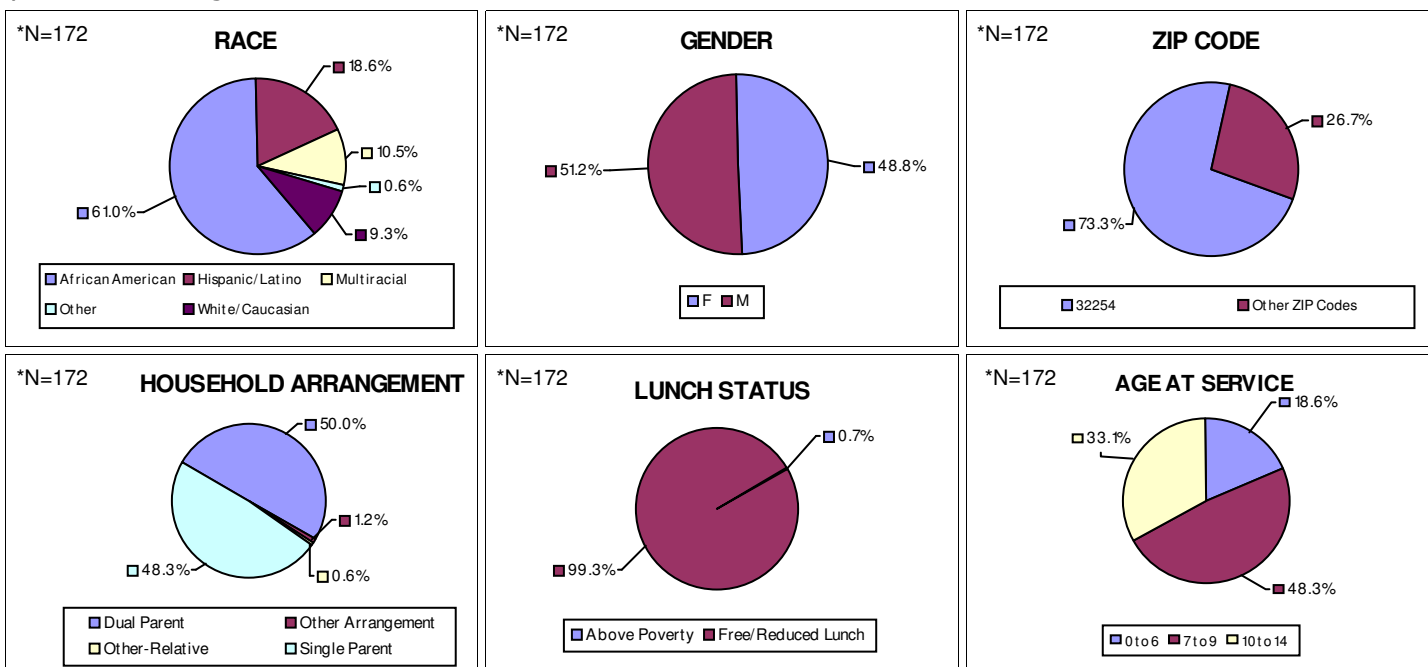
**Commission Allocation:** \$162,689.00

**Percent Funded By Commission:** 100.0%

**Total Number of Children Served 30+ Days:** 156



This is a TEAM UP after school program that provides academic instruction, tutoring and support, as well as enrichment activities, such as field trips, dance, sports and arts to an average of 172 low income, at risk children per year. These programs are housed in elementary and middle schools and provide services directly after school for approximately 3 hours per day, 5 days per week. This site also provides a 6 week summer camp program, all services are free of charge. The mission of TEAM UP Programs is to improve the academic achievement, as well as attendance, promotion rates and social skills of at risk children, while providing a safe and structured environment for children to learn and grow. A three (3) year evaluation conducted by Wellesley College for Women; National Institute of Out of School Time (NIOST), confirmed that children attending TEAM UP Programs in Duval County had higher FCAT scores, better attendance, better promotion rates and social skills than children not attending these programs. Further, all TEAM UP programs also provide nutritional snacks and evening meals throughout the school year via funding from the USDA.



## Analysis of Outcomes

### Objective

Objective	Met Y/N	Result
1) Students attending the TEAM UP program for at least 60 days will have better promotion rate than students not attending the program ( 90.3%)	Y	92.6%
2) Students attending the TEAM UP program for at least 60 days will have better attendance rate (<21 days absence) than students not attending the program (81.2%)	Y	93.4%
3) The percentage of students who score Level 3 and above on the FCAT math and reading tests will be above the school baseline (44.18%)	Y	58.43%
4) Program will maintain at least 97% of their projected average daily attendance.	Y	98.4%

\*N = equals total number of children served.

# Communities In Schools, Ribault Middle - TEAM UP

## Program Type Service Class: TEAM UP - After School

**Total Program Budget:** \$210,424.00

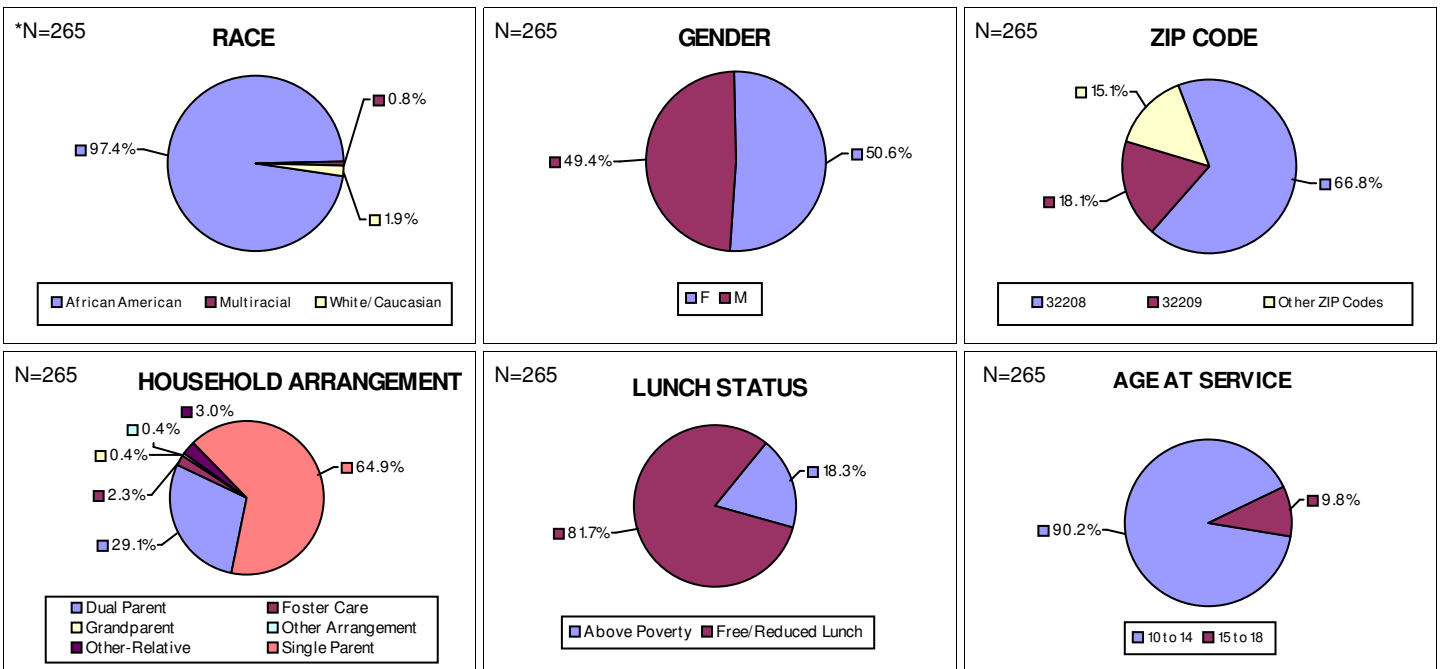
**Commission Allocation:** \$210,424.00

**Percent Funded By Commission:** 100.0%

**Total Number of Children Served 30+ Days:** 222



This is a TEAM UP after school program that provides academic instruction, tutoring and support, as well as enrichment activities, such as field trips, dance, sports and arts to an average of 265 low income, at risk children per year. These programs are housed in elementary and middle schools and provide services directly after school for approximately 3 hours per day, 5 days per week. This program provides a 6 weeks summer camp. All services are free of charge. The mission of TEAM UP Programs is to improve the academic achievement, as well as attendance, promotion rates and social skills of at risk children, while providing a safe and structured environment for children to learn and grow. A three (3) year evaluation conducted by Wellesley College for Women; National Institute of Out of School Time (NIOST), confirmed that children attending TEAM UP Programs in Duval County had higher FCAT scores, better attendance, better promotion rates and social skills than children not attending these programs. Further, all TEAM UP programs also provide nutritional snacks and evening meals throughout the school year via funding from the USDA.



### Analysis of Outcomes

#### Objective

	Met Y/N	Result
1) Students attending the TEAM UP program for at least 60 days will have better promotion rate than students not attending the program ( 92.2%)	Y	98.4%
2) Students attending the TEAM UP program for at least 60 days will have better attendance rate (<21 days absence) than students not attending the program (100%)	N	99.5%
3) The percentage of students who score Level 3 and above on the FCAT math and reading tests will be above the school baseline (33.08%)	Y	41.63%
4) Program will maintain at least 97% of their projected average daily attendance.	Y	116.7%

\*N = equals total number of children served.

# Communities In Schools, S. A. Hull - TEAM UP

## Program Type Service Class: TEAM UP - After School



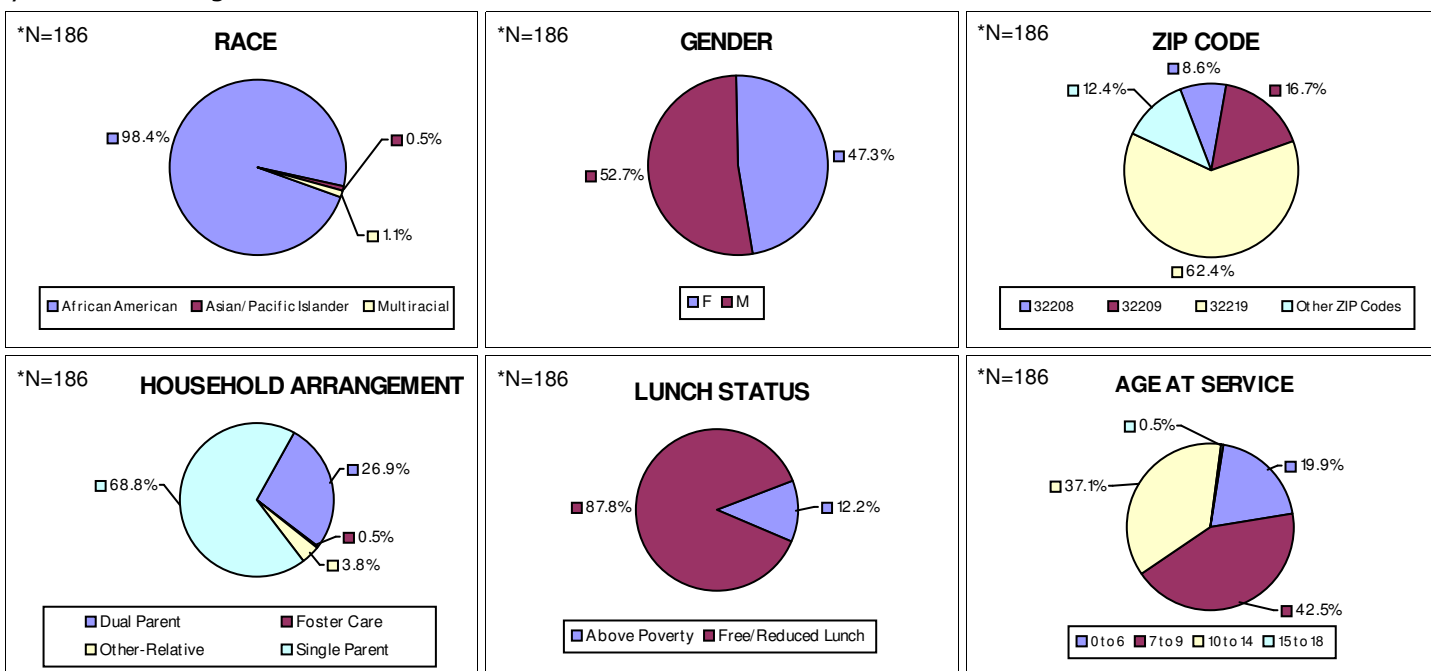
**Total Program Budget:** \$149,522.00

**Commission Allocation:** \$149,522.00

**Percent Funded By Commission:** 100.0%

**Total Number of Children Served 30+ Days:** 177

This is a TEAM UP after school program that provides academic instruction, tutoring and support, as well as enrichment activities such as field trips, dance, sports and arts to an average of 186 low-income, at-risk children per year. These programs are housed in elementary and middle schools and provide services directly after school for approximately 3 hours per day, 5 days per week. This site also provides an 8-week, 11 hour-a-day summer camp program. All services are free of charge. The mission of TEAM UP programs is to improve the academic achievement, attendance, promotion rates and social skills of at-risk children, while providing a safe and structured environment for children to learn and grow. A three-year evaluation conducted by the Wellesley College for Women National Institute of Out of School Time (NIOST), confirmed that children attending TEAM UP programs in Duval County had higher FCAT scores, better attendance, better promotion rates and social skills than children not attending these programs. Further, all TEAM UP programs also provide nutritional snacks and evening meals throughout the school year via funding from the USDA.



## Analysis of Outcomes

### Objective

	Met Y/N	Result
1) Students attending the TEAM UP program for at least 60 days will have better promotion rate than students not attending the program ( 90.7%)	Y	95.1%
2) Students attending the TEAM UP program for at least 60 days will have better attendance rate (<21 days absence) than students not attending the program (84.7%)	Y	96.4%
3) The percentage of students who score Level 3 and above on the FCAT math and reading tests will be above the school baseline (63%)	Y	63%
4) Program will maintain at least 90% of their projected average daily attendance.	Y	110.7%

\*N = equals total number of children served.

# Communities In Schools, Sallye B. Mathis - TEAM UP

## Program Type Service Class: TEAM UP - After School

**Total Program Budget:** \$169,625.00

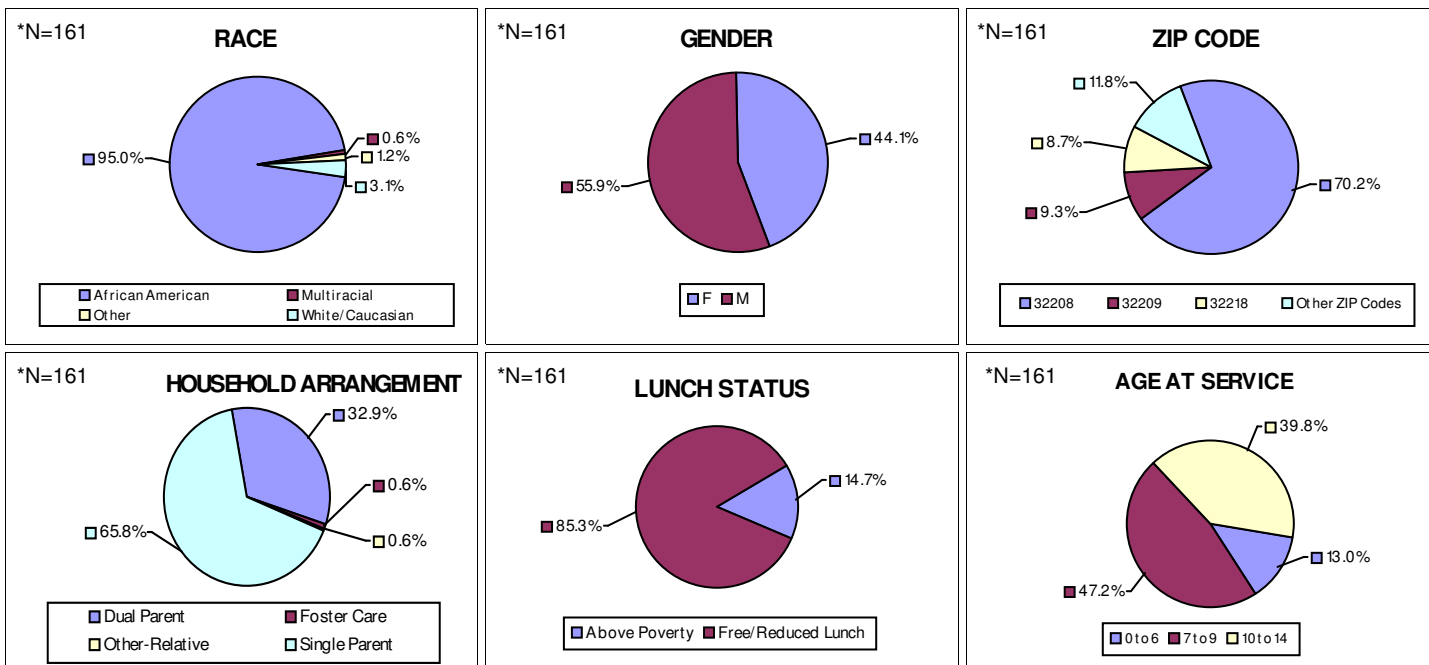
**Commission Allocation:** \$169,625.00

**Percent Funded By Commission:** 100.0%

**Total Number of Children Served 30+ Days:** 158



This is a TEAM UP after school program that provides academic instruction, tutoring and support, as well as enrichment activities, such as field trips, dance, sports and arts to an average of 161 low income, at risk children per year. These programs are housed in elementary and middle schools and provide services directly after school for approximately 3 hours per day, 5 days per week. Unlike 21st Century TEAM UP sites that are funded by the State of Florida, Department of Education, regular TEAM UP sites do not provide summer school/camp services. However, all services are free of charge. The mission of TEAM UP Programs is to improve the academic achievement, as well as attendance, promotion rates and social skills of at risk children, while providing a safe and structured environment for children to learn and grow. A three (3) year evaluation conducted by Wellesley College for Women; National Institute of Out of School Time (NIOS), confirmed that children attending TEAM UP Programs in Duval County had higher FCAT scores, better attendance, better promotion rates and social skills than children not attending these programs. Further, all TEAM UP programs also provide nutritional snacks and evening meals throughout the school year via funding from the USDA.



## Analysis of Outcomes

### Objective

Objective	Met Y/N	Result
1) Students attending the TEAM UP program for at least 60 days will have better promotion rate than students not attending the program ( 92.3%)	Y	98.7%
2) Students attending the TEAM UP program for at least 60 days will have better attendance rate (<21 days absence) than students not attending the program (86.9%)	Y	99.3%
3) The percentage of students who score Level 3 and above on the FCAT math and reading tests will be above the school baseline (44.13%)	Y	67.58%
4) Program will maintain at least 97% of their projected average daily attendance.	Y	103.8%

\*N = equals total number of children served.



# Communities In Schools, Woodland Acres Elem. - TEAM UP

## Program Type Service Class: TEAM UP - After School

**Total Program Budget:** \$192,169.00

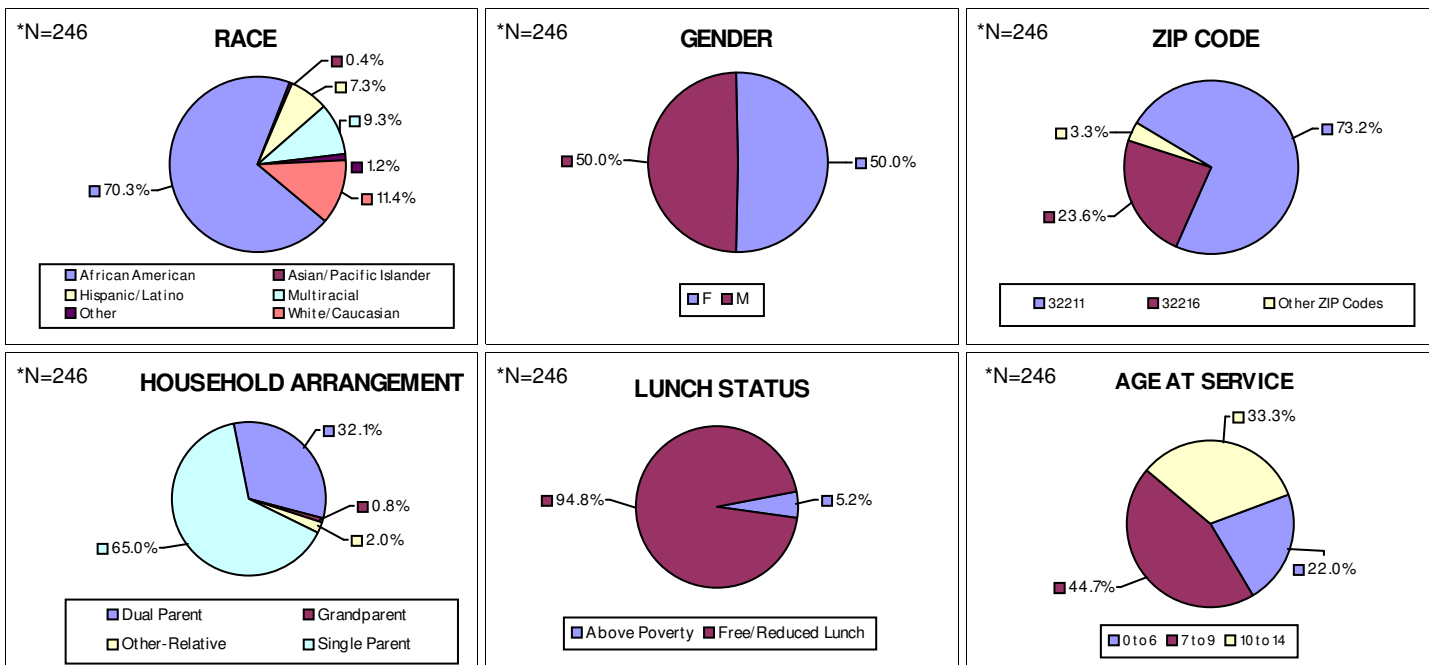
**Commission Allocation:** \$192,169.00

**Percent Funded By Commission:** 100.0%

**Total Number of Children Served 30+ Days:** 238



This is a TEAM UP after school program that provides academic instruction, tutoring and support, as well as enrichment activities, such as field trips, dance, sports and arts to an average of 246 low income, at risk children per year. These programs are housed in elementary and middle schools and provide services directly after school for approximately 3 hours per day, 5 days per week. Unlike 21st Century TEAM UP sites that are funded by the State of Florida, Department of Education, regular TEAM UP sites do not provide summer school/camp services. However, all services are free of charge. The mission of TEAM UP Programs is to improve the academic achievement, as well as attendance, promotion rates and social skills of at risk children, while providing a safe and structured environment for children to learn and grow. A three (3) year evaluation conducted by Wellesley College for Women; National Institute of Out of School Time (NIOST), confirmed that children attending TEAM UP Programs in Duval County had higher FCAT scores, better attendance, better promotion rates and social skills than children not attending these programs. Further, all TEAM UP programs also provide nutritional snacks and evening meals throughout the school year via funding from the USDA.



## Analysis of Outcomes

### Objective

Objective	Met Y/N	Result
1) Students attending the TEAM UP program for at least 60 days will have better promotion rate than students not attending the program ( 94.7%)	Y	96.3%
2) Students attending the TEAM UP program for at least 60 days will have better attendance rate (<21 days absence) than students not attending the program (76.9%)	Y	88.4%
3) The percentage of students who score Level 3 and above on the FCAT math and reading tests will be above the school baseline (63.47%)	N	56.73%
4) Program will maintain at least 97% of their projected average daily attendance.	Y	106.8%

\*N = equals total number of children served.

# Community Connections, Martin Luther King - TEAM UP

## Program Type Service Class: Jacksonville Journey

**Total Program Budget:** \$167,154.00

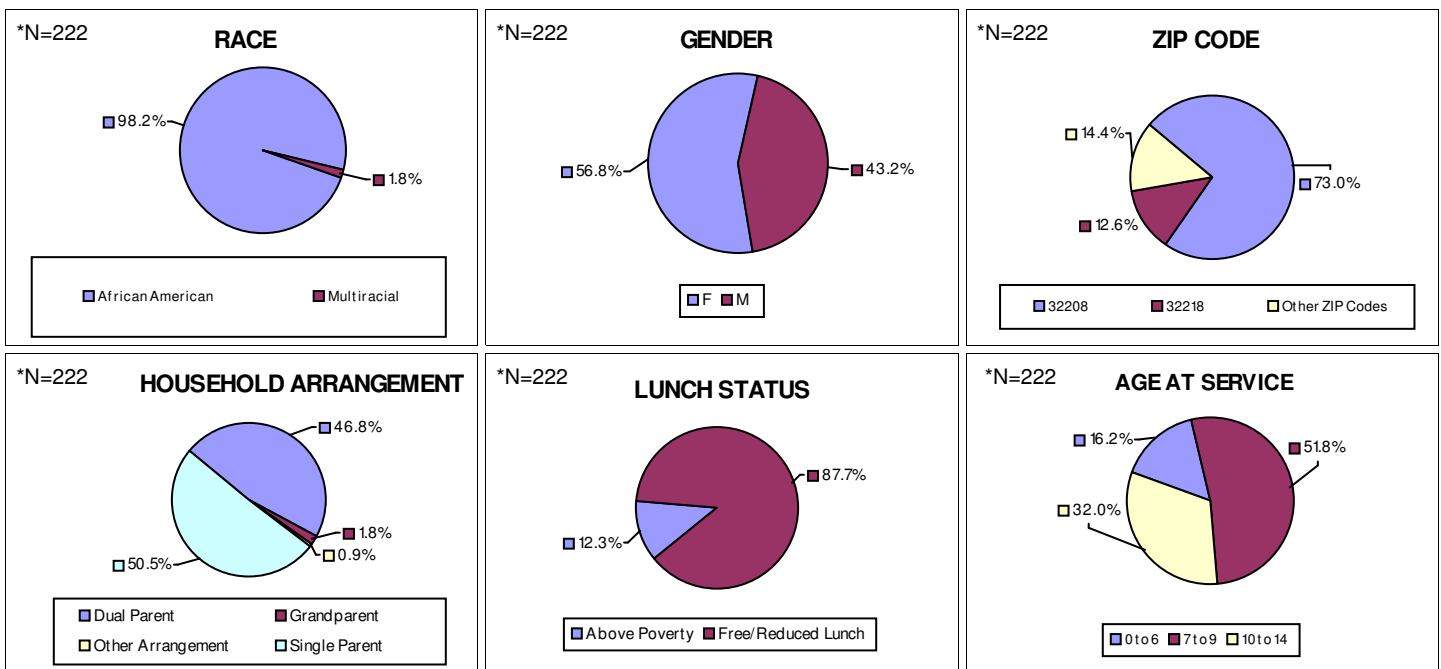
**Commission Allocation:** \$167,154.00

**Percent Funded By Commission:** 100.0%

**Total Number of Children Served 30+ Days:** 208



This is a TEAM UP after school program that provides academic instruction, tutoring and support, as well as enrichment activities, such as field trips, dance, sports and arts to an average of 222 low-income, at-risk children per year. These programs are housed in elementary and middle schools and provide services directly after school for approximately 3 hours per day, 5 days per week. Unlike 21st Century TEAM UP sites that are funded by the State of Florida, Department of Education, regular TEAM UP sites do not provide summer school/camp services. However, all services are free of charge. The mission of TEAM UP program is to improve the academic achievement, as well as attendance, promotion rates and social skills of at risk children, while providing a safe and structured environment for children to learn and grow. A three-year evaluation conducted by Wellesley College for Women National Institute of Out of School Time (NIOST), confirmed that children attending TEAM UP programs in Duval County had higher FCAT scores, better attendance, better promotion rates and social skills than children not attending these programs. Further, all TEAM UP programs also provide nutritional snacks and evening meals throughout the school year via funding from the USDA



## Analysis of Outcomes

### Objective

Objective	Met Y/N	Result
1) Students attending the TEAM UP program for at least 60 days will have better promotion rate than students not attending the program ( 94.2%)	Y	95.9%
2) Students attending the TEAM UP program for at least 60 days will have better attendance rate (<21 days absence) than students not attending the program (91.8%)	Y	94.3%
3) The percentage of students who score Level 3 and above on the FCAT math and reading tests will be above the school baseline (60.5%)	Y	65.4%
4) Program will maintain at least 97% of their projected average daily attendance.	Y	126%

\*N= equals total number of children served

# Police Athletic League, Richard Lewis Brown - TEAM UP

## Program Type Service Class: Jacksonville Journey

**Total Program Budget:** \$136,488.00

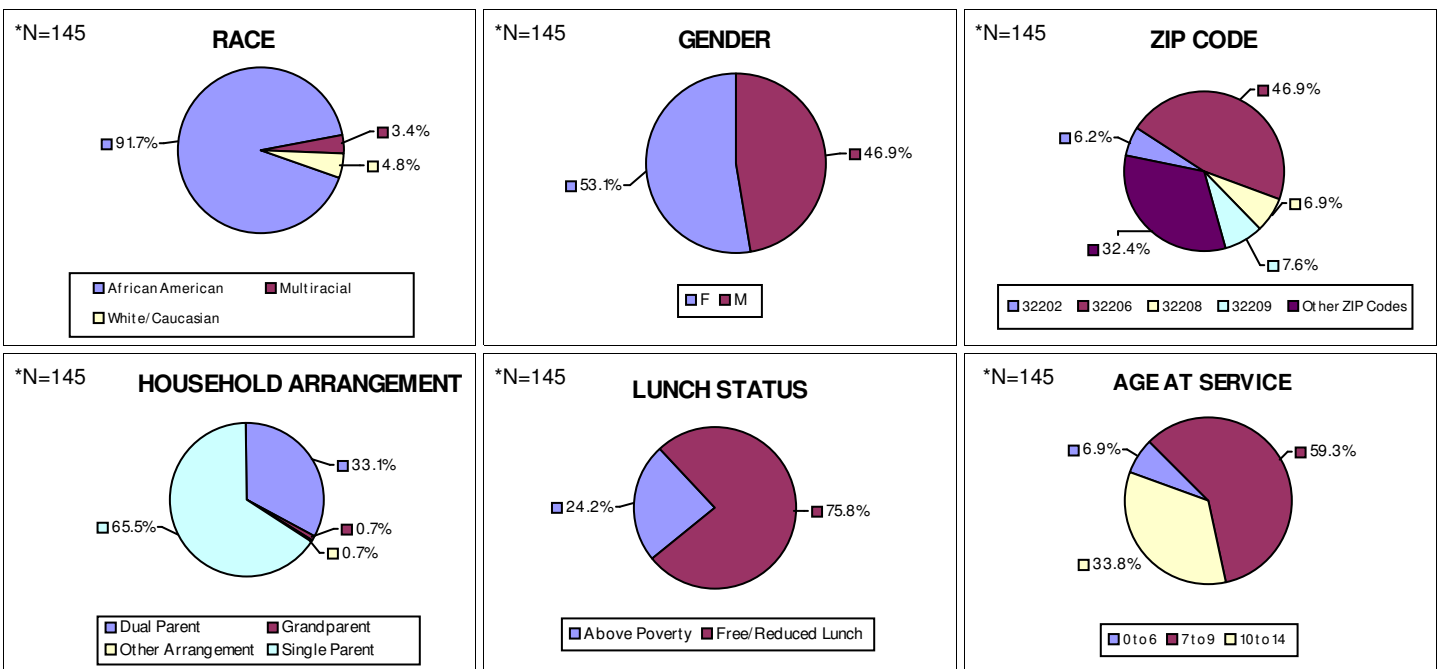
**Commission Allocation:** \$136,488.00

**Percent Funded By Commission:** 100.0%

**Total Number of Children Served 30+ Days:** 125



This is a TEAM UP after school program that provides academic instruction, tutoring and support, as well as enrichment activities, such as field trips, dance, sports and arts to an average of 145 low-income, at-risk children per year. These programs are housed in elementary and middle schools and provide services directly after school for approximately 3 hours per day, 5 days per week. Unlike 21st Century TEAM UP sites that are funded by the State of Florida, Department of Education, regular TEAM UP sites do not provide summer school/camp services. However, all services are free of charge. The mission of TEAM UP program is to improve the academic achievement, as well as attendance, promotion rates and social skills of at risk children, while providing a safe and structured environment for children to learn and grow. A three-year evaluation conducted by Wellesley College for Women National Institute of Out of School Time (NIOST), confirmed that children attending TEAM UP programs in Duval County had higher FCAT scores, better attendance, better promotion rates and social skills than children not attending these programs. Further, all TEAM UP programs also provide nutritional snacks and evening meals throughout the school year via funding from the USDA



## Analysis of Outcomes

### Objective

	Met Y/N	Result
1) Students attending the TEAM UP program for at least 60 days will have better promotion rate than students not attending the program ( 94.2%)	Y	97.3%
2) Students attending the TEAM UP program for at least 60 days will have better attendance rate (<21 days absence) than students not attending the program (82.6%)	Y	96.5%
3) The percentage of students who score Level 3 and above on the FCAT math and reading tests will be above the school baseline (54.02%)	Y	62.8%
4) Program will maintain at least 97% of their projected average daily attendance.	Y	101%

\*N= equals total number of children served.

## Wayman Devel. Corp., Biltmore - TEAM UP Program Type Service Class: Jacksonville Journey

**Total Program Budget:** \$152,903.00

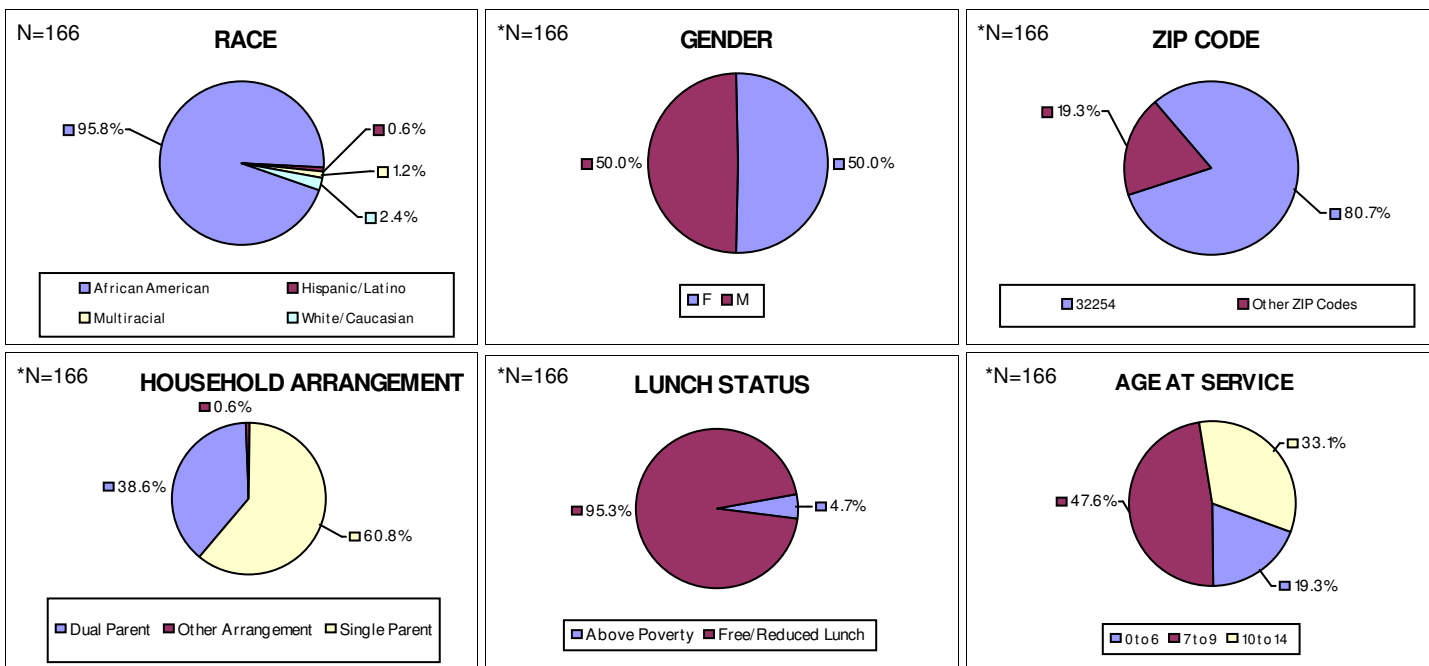
**Commission Allocation:** \$152,903.00

**Percent Funded By The Commission:** 100.0%

**Total Number of Children Served 30+ Days:** 156



This is a TEAM UP after school program that provides academic instruction, tutoring and support, as well as enrichment activities, such as field trips, dance, sports and arts to an average of 166 low-income, at-risk children per year. These programs are housed in elementary and middle schools and provide services directly after school for approximately 3 hours per day, 5 days per week. Unlike 21st Century TEAM UP sites that are funded by the State of Florida, Department of Education, regular TEAM UP sites do not provide summer school/camp services. However, all services are free of charge. The mission of TEAM UP program is to improve the academic achievement, as well as attendance, promotion rates and social skills of at risk children, while providing a safe and structured environment for children to learn and grow. A three-year evaluation conducted by Wellesley College for Women National Institute of Out of School Time (NIOST), confirmed that children attending TEAM UP programs in Duval County had higher FCAT scores, better attendance, better promotion rates and social skills than children not attending these programs. Further, all TEAM UP programs also provide nutritional snacks and evening meals throughout the school year via funding from the USDA



### Analysis of Outcomes

#### Objective

Objective	Met Y/N	Result
1) Students attending the TEAM UP program for at least 60 days will have better promotion rate than students not attending the program (90.8%)	Y	91.5%
2) Students attending the TEAM UP program for at least 60 days will have better attendance rate (<21 days absence) than students not attending the program (83.6%)	Y	88.4%
3) The percentage of students who score Level 3 and above on the FCAT math and reading tests will be above the school baseline (66.95%)	N	58.38%
4) Program will maintain at least 97% of their projected average daily attendance.	Y	102.4%

\*N= equals total number of children served.

# Wayman Devel. Corp., Pine Forest Elementary - TEAM UP

## Program Type Service Class: TEAM UP - After School

**Total Program Budget:** \$166,897.00

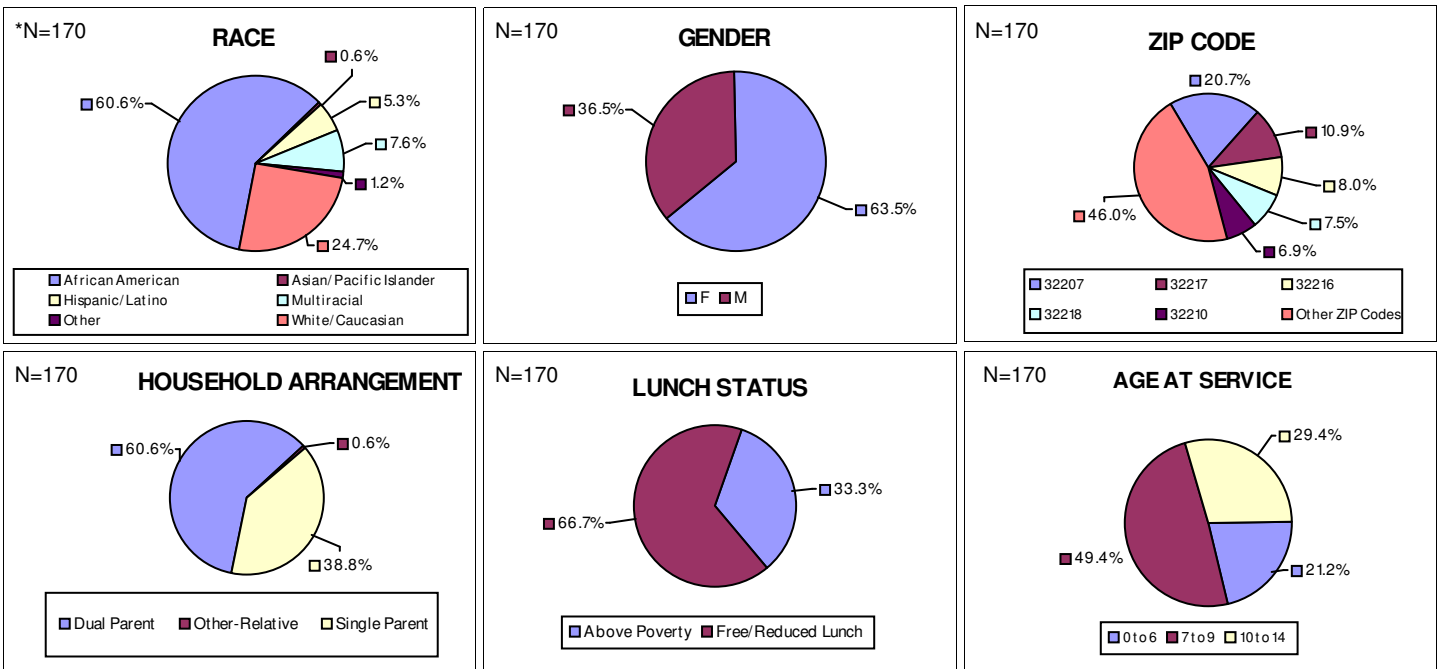
**Commission Allocation:** \$166,897.00

**Percent Funded By Commission:** 100.0%

**Total Number of Children Served 30+ Days:** 153



This is a TEAM UP after school program that provides academic instruction, tutoring and support, as well as enrichment activities, such as field trips, dance, sports and arts to an average of 170 low income, at risk children per year. These programs are housed in elementary and middle schools and provide services directly after school for approximately 3 hours per day, 5 days per week. This site also provides a 6 week summer camp program, all services are free of charge. The mission of TEAM UP Programs is to improve the academic achievement, as well as attendance, promotion rates and social skills of at risk children, while providing a safe and structured environment for children to learn and grow. A three (3) year evaluation conducted by Wellesley College for Women; National Institute of Out of School Time (NIOST), confirmed that children attending TEAM UP Programs in Duval County had higher FCAT scores, better attendance, better promotion rates and social skills than children not attending these programs. Further, all TEAM UP programs also provide nutritional snacks and evening meals throughout the school year via funding from the USDA.



## Analysis of Outcomes

### Objective

Objective	Met Y/N	Result
1) Students attending the TEAM UP program for at least 60 days will have better promotion rate than students not attending the program ( 97.5%)	Y	99.3%
2) Students attending the TEAM UP program for at least 60 days will have better attendance rate (<21 days absence) than students not attending the program (92.7%)	Y	95%
3) The percentage of students who score Level 3 and above on the FCAT math and reading tests will be above the school baseline (84.17%)	N	67.03%
4) Program will maintain at least 97% of their projected average daily attendance.	Y	97.4%

\*N = equals total number of children served.

## Wayman Devel. Corp., Wayman Academy of the Arts - TEAM UP Program Type Service Class: TEAM UP - After School

**Total Program Budget:** \$101,120.00

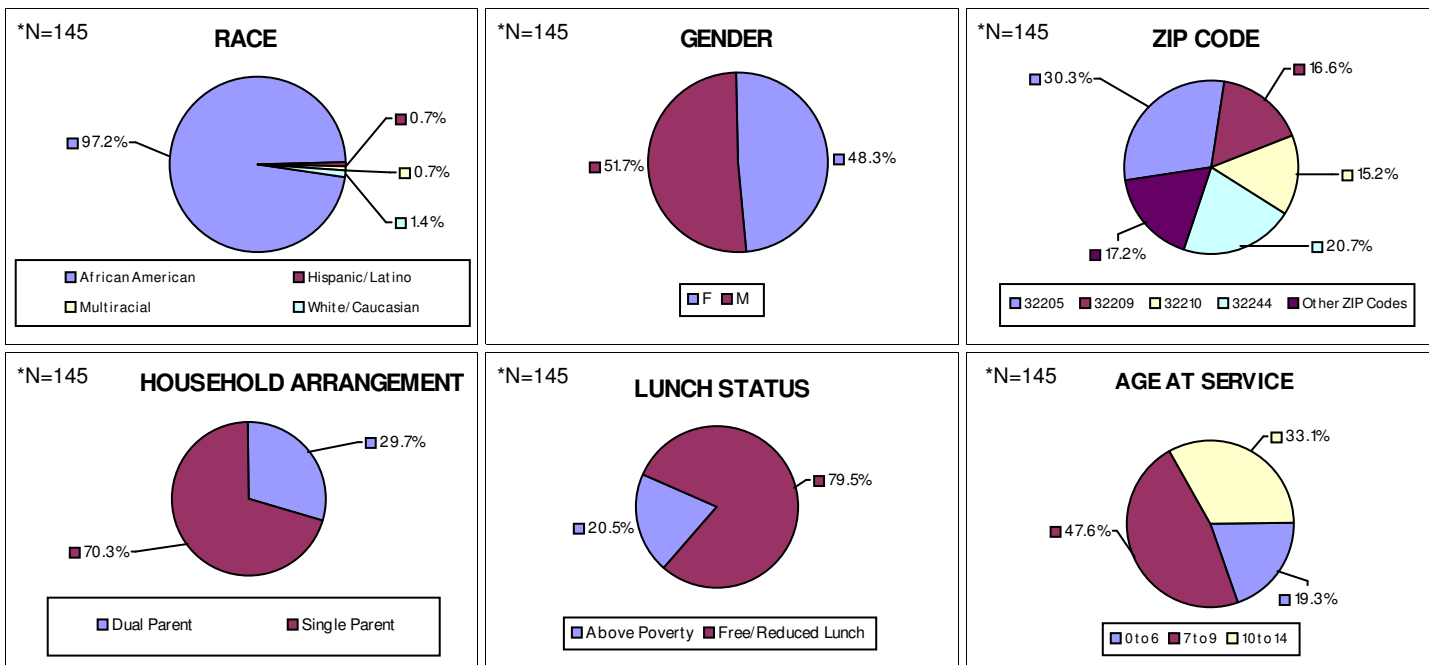
**Commission Allocation:** \$101,120.00

**Percent Funded By Commission:** 100.0%

**Total Number of Children Served 30+ Days:** 132



This is a Team UP after school program that provides academic instruction, tutoring and support, as well as enrichment activities, such as field trips, dance, sports and arts to an average of 145 low income, at risk children per year. These programs are housed in elementary and middle schools and provide services directly after school for approximately 3 hours per day, 5 days per week. Unlike 21st Century TEAM UP sites that are funded by the State of Florida, Department of Education, regular TEAM UP sites do not provide summer school/services. However, all services are free of charge. The mission of TEAM UP Programs is to improve the academic achievement, as well as attendance, promotion rates and social skills of at risk children, while providing a safe and structured environment for children to learn and grow. A three (3) year evaluation conducted by Wellesley College for Women; National Institute of Our of School Time (NIOST), confirmed that children attending TEAM UP Programs in Duval County had higher FCAT scores, better attendance, better promotion rates and social skills than children not attending these programs. Further, all TEAM UP programs also provide nutritional snacks and evening meals throughout the school year via funding from the USDA.



### Analysis of Outcomes

#### Objective

Objective	Met Y/N	Result
1) Students attending the TEAM UP program for at least 60 days will have better promotion rate than students not attending the program ( 92.6%)	Y	94.5%
2) Students attending the TEAM UP program for at least 60 days will have better attendance rate (<21 days absence) than students not attending the program (78.5%)	Y	88.4%
3) The percentage of students who score Level 3 and above on the FCAT math and reading tests will be above the school baseline (52.8%)	Y	58.13%
4) Program will maintain 97% of projected average daily attendance.	Y	121%

\*N = equals total number of children served.

# YMCA, George Washington Carver - TEAM UP

## Program Type Service Class: Jacksonville Journey

**Total Program Budget:** \$140,240.00

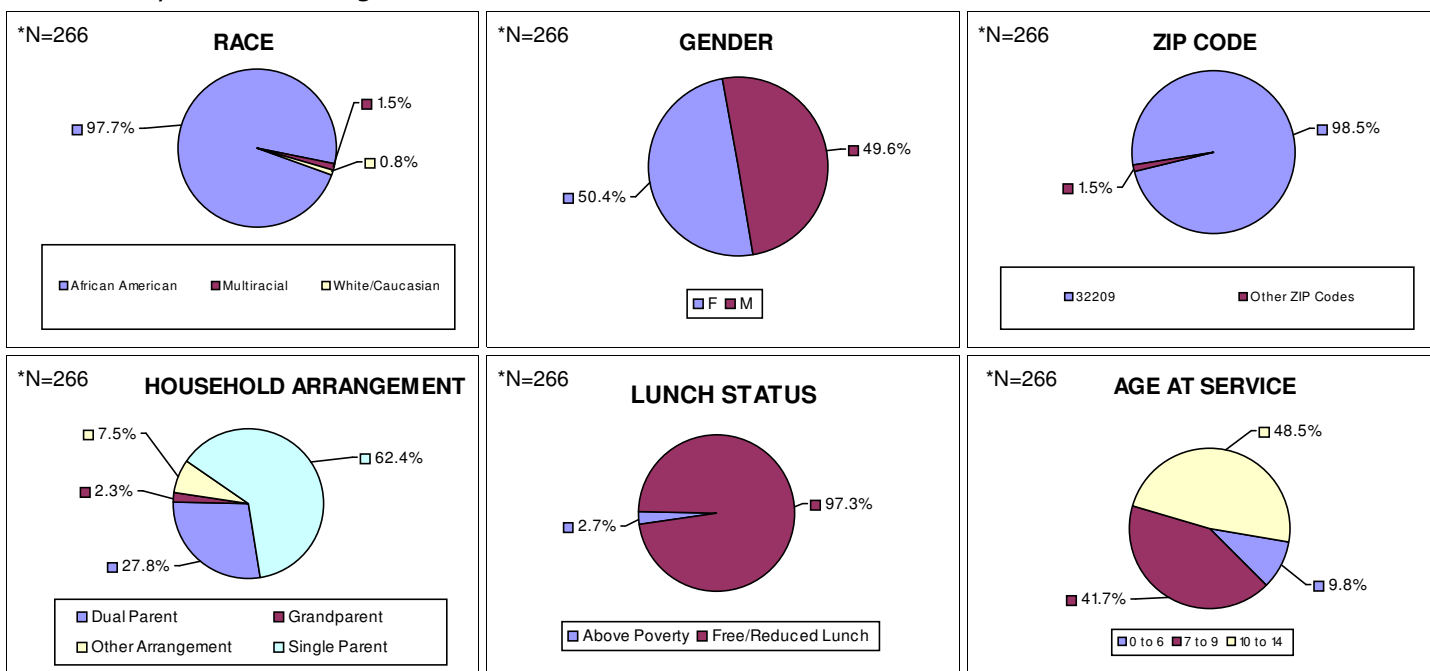
**Commission Allocation:** \$140,240.00

**Percent Funded By Commission:** 100.0%

**Total Number of Children Served 30+ Days:** 189



This is a TEAM UP after school program that provides academic instruction, tutoring and support, as well as enrichment activities, such as field trips, dance, sports and arts to an average of 266 low-income, at-risk children per year. These programs are housed in elementary and middle schools and provide services directly after school for approximately 3 hours per day, 5 days per week. Unlike 21st Century TEAM UP sites that are funded by the State of Florida, Department of Education, regular TEAM UP sites do not provide summer school/camp services. However, all services are free of charge. The mission of TEAM UP program is to improve the academic achievement, as well as attendance, promotion rates and social skills of at risk children, while providing a safe and structured environment for children to learn and grow. A three-year evaluation conducted by Wellesley College for Women National Institute of Out of School Time (NIOST), confirmed that children attending TEAM UP programs in Duval County had higher FCAT scores, better attendance, better promotion rates and social skills than children not attending these programs. Further, all TEAM UP programs also provide nutritional snacks and evening meals throughout the school year via funding from the USDA.



## Analysis of Outcomes

### Objective

	Met Y/N	Result
1) Students attending the TEAM UP program for at least 60 days will have better promotion rate than students not attending the program ( 92.2%)	Y	94%
2) Students attending the TEAM UP program for at least 60 days will have better attendance rate (<21 days absence) than students not attending the program (74.7%)	Y	88.8%
3) The percentage of students who score Level 3 and above on the FCAT math and reading tests will be above the school baseline (40.87%)	Y	51.67%
4) Program will maintain at least 97% of their projected average daily attendance.	N	88.4%

\*N= equals total number of children served.

# YMCA, Rufus E. Payne - TEAM UP

## Program Type Service Class: Jacksonville Journey

**Total Program Budget:** \$148,410.00

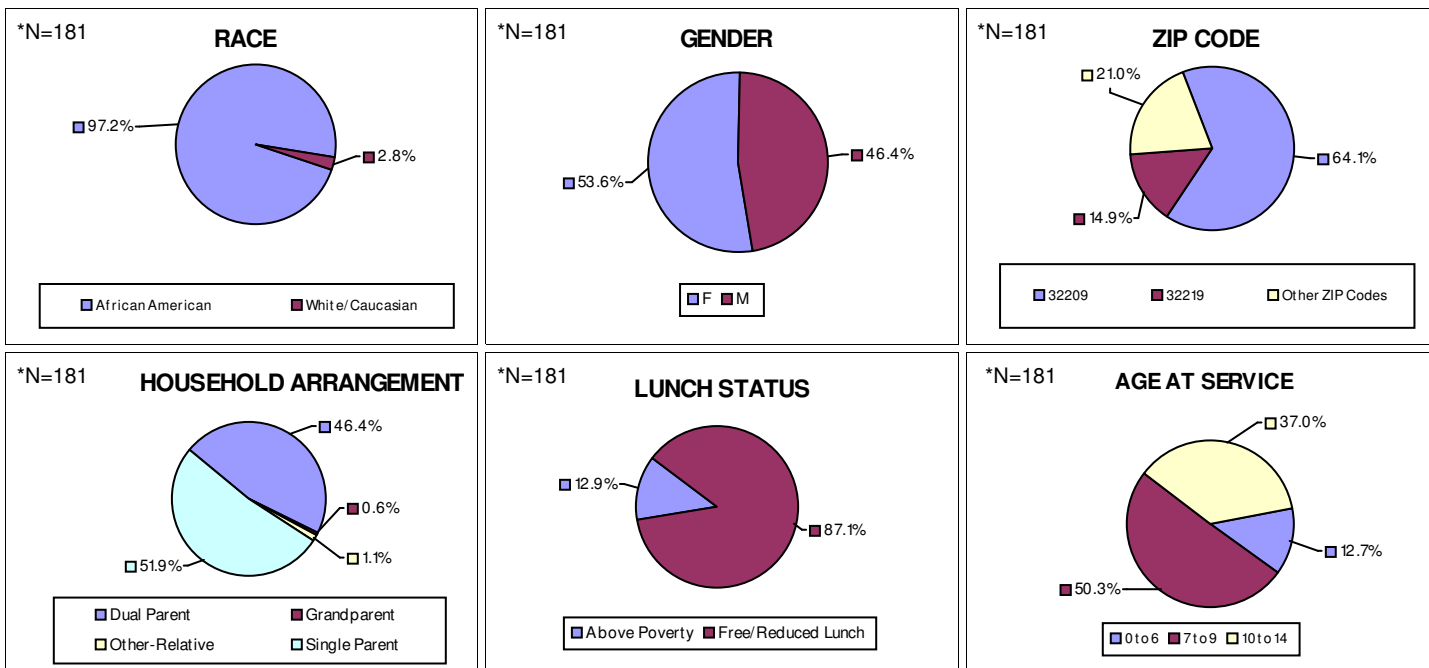
**Commission Allocation:** \$148,410.00

**Percent Funded By Commission:** 100.0%

**Total Number of Children Served 30+ Days:** 158



This is a TEAM UP after school program that provides academic instruction, tutoring and support, as well as enrichment activities, such as field trips, dance, sports and arts to an average of 181 low-income, at-risk children per year. These programs are housed in elementary and middle schools and provide services directly after school for approximately 3 hours per day, 5 days per week. This site also provides a 6-week summer camp program. All services are free of charge. The mission of TEAM UP programs is to improve the academic achievement, as well as attendance, promotion rates and social skills of at-risk children, while providing a safe and structured environment for children to learn and grow. A three-year evaluation conducted by Wellesley College for Women National Institute of Out of School Time (NIOST), confirmed that children attending TEAM UP programs in Duval County had higher FCAT scores, better attendance, better promotion rates and social skills than children not attending these programs. Further, all TEAM UP programs also provide nutritional snacks and evening meals throughout the school year via funding from the USDA



## Analysis of Outcomes

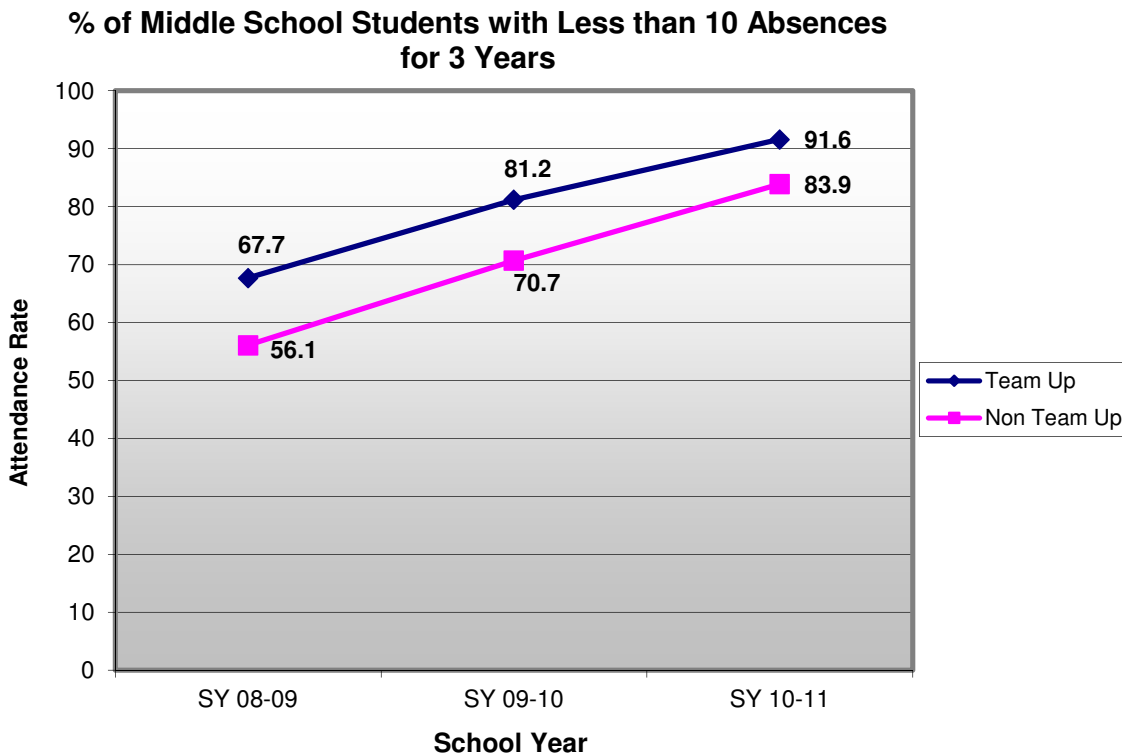
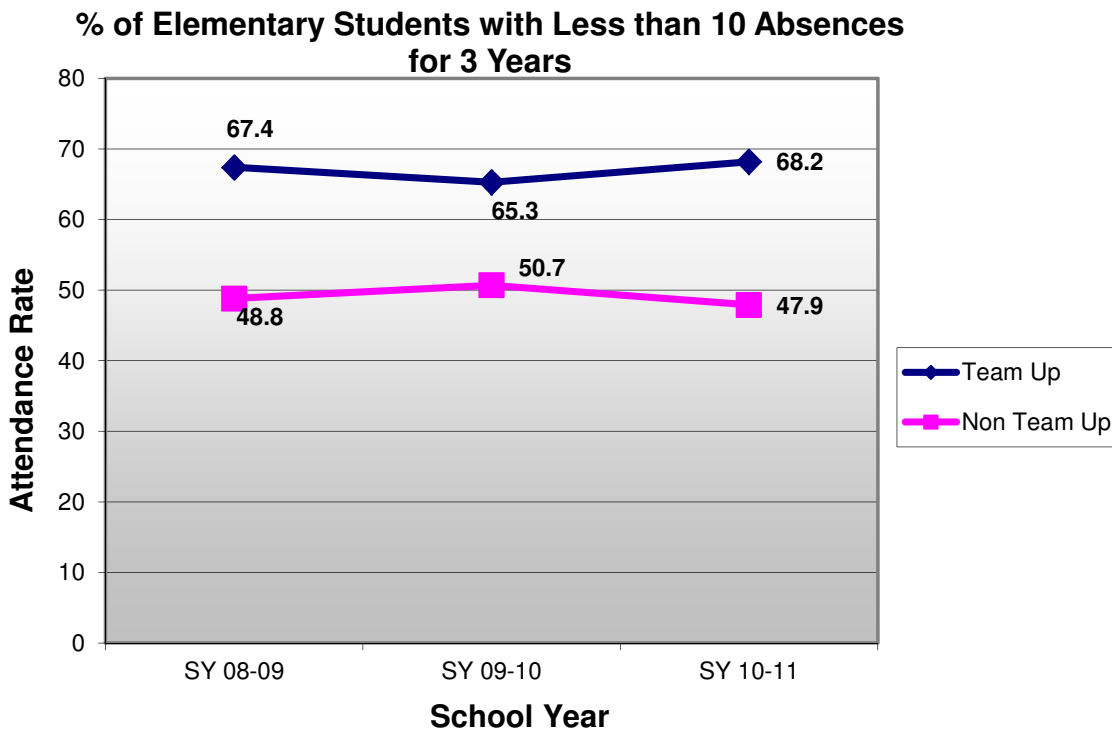
### Objective

Objective	Met Y/N	Result
1) Students attending the TEAM UP program for at least 60 days will have better promotion rate than students not attending the program ( 88.3%)	Y	96%
2) Students attending the TEAM UP program for at least 60 days will have better attendance rate (<21 days absence) than students not attending the program (82%)	Y	92.6%
3) The percentage of students who score Level 3 and above on the FCAT math and reading tests will be above the school baseline (44.72%)	Y	66.28%
4) Program will maintain at least 97% of their projected average daily attendance.	Y	99.4%

\*N = equals total number of children served.



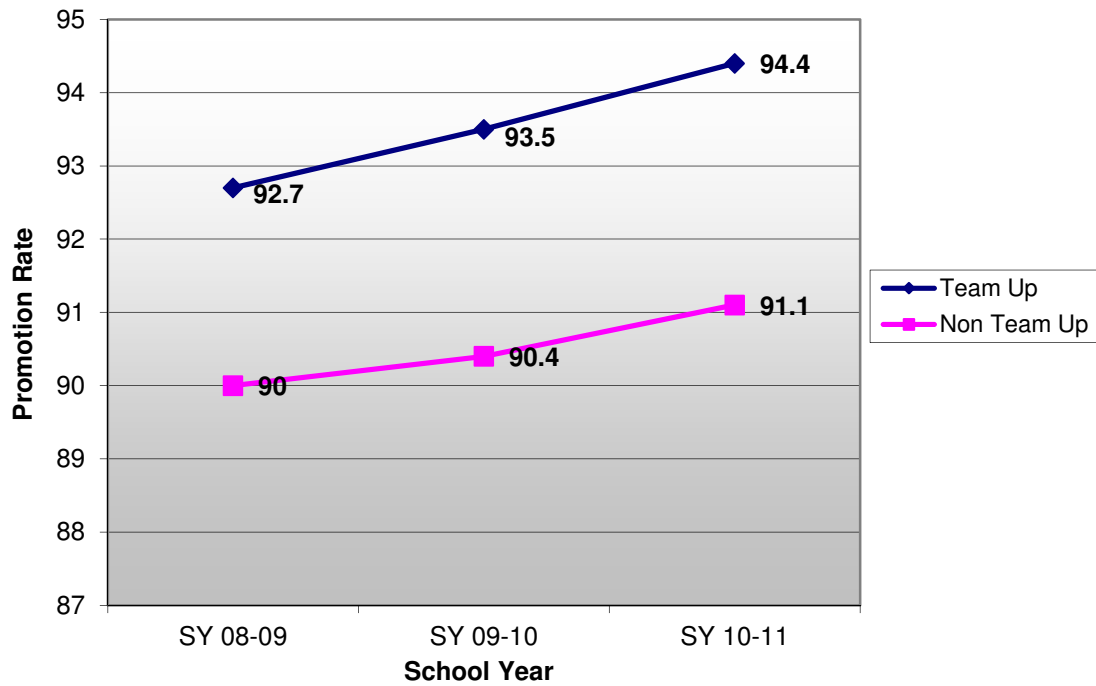
# TEAM UP Attendance Rates



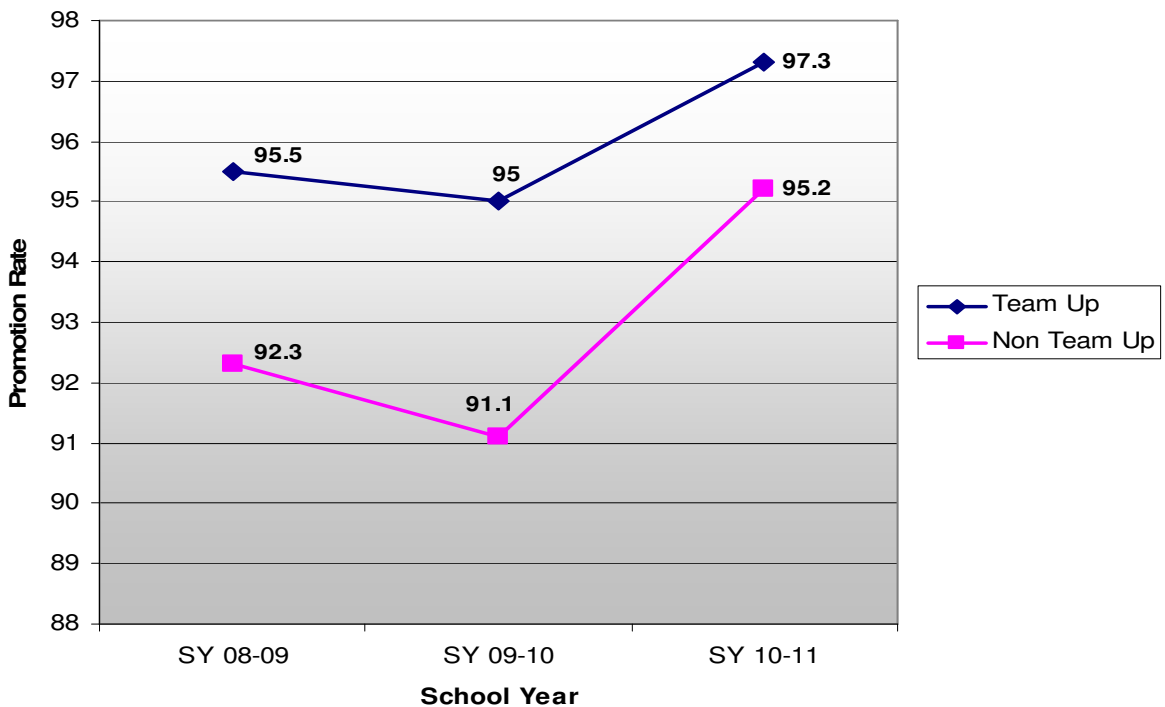
Outcomes based on number of students attending TEAM UP 60 days or more.

# TEAM UP Promotion Rates

### Elementary Promotion Rate for 3 Years



### Middle School Promotion Rate for 3 Years



Outcomes based on number of students attending TEAM UP 60 days or more.

**#2 TEAM UP**  
**Special Needs Programs**

# Hope Haven, Inc., Alden Rd. - TEAM UP - Special Needs

## Program Type Service Class: TEAM UP - After School

**Total Program Budget:** \$174,554.00

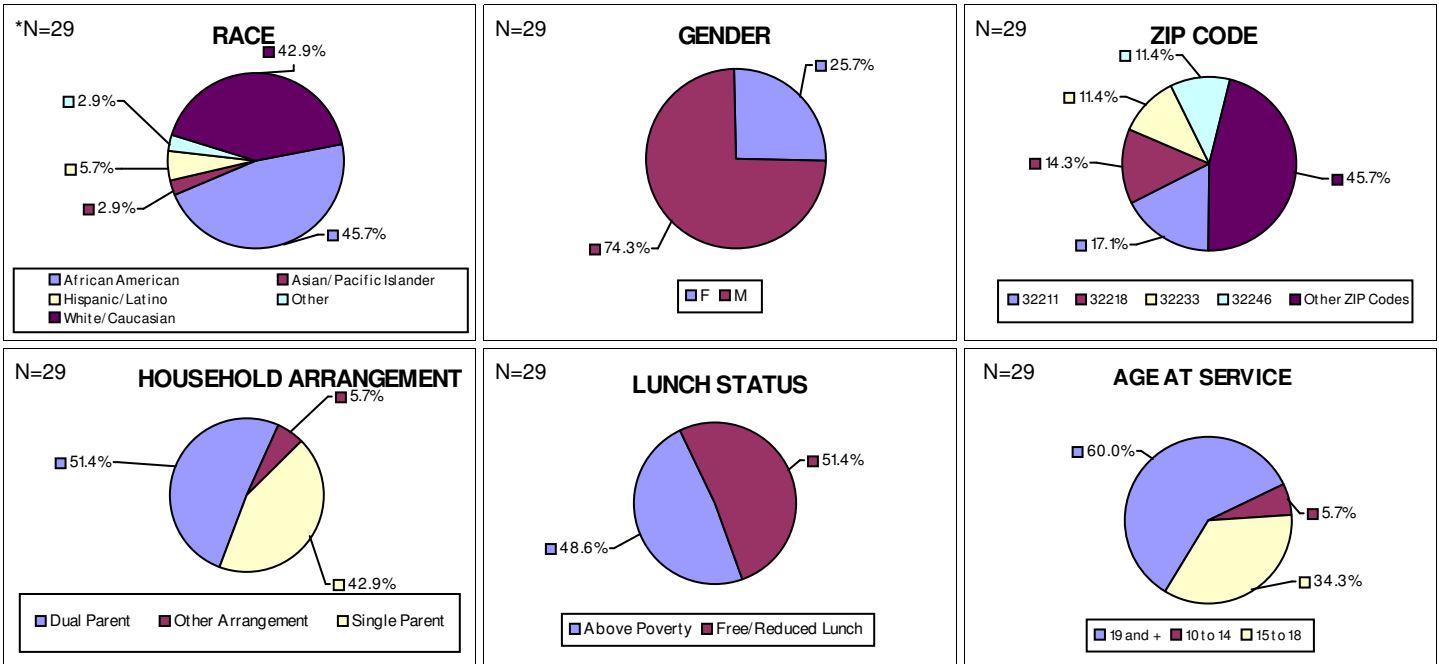
**Commission Allocation:** \$174,554.00

**Percent Funded By Commission:** 100.0%

**Total Number of Children Served 30+ Days:** 35



TEAM UP at Alden Road is an after-school enrichment program for middle and high school students with physical and/or developmental disabilities that are enrolled in the Alden Road Exceptional Student Center. Modeled after other TEAM UP programs, it is designed to support the academic, social and life skills development of the students. In addition, the TEAM UP staff works to engage families while tapping in to the creativity of program participants.



## Analysis of Outcomes

### Objective

Objective	Met Y/N	Result
1) 90% of students will demonstrate an increase in school performance in at least 3 areas of their IEP	Y	93%
2) 95% of the parents report satisfaction with the program	Y	100%
3) 95% of students attending 60 days or more will improve their peer interactions as noted by staff/teacher progress notes	Y	96.5%

# Police Athletic League, PAL - TEAM UP, Palm Av. - Special Needs Program Type Service Class: TEAM UP - After School

**Total Program Budget:** \$65,581.00

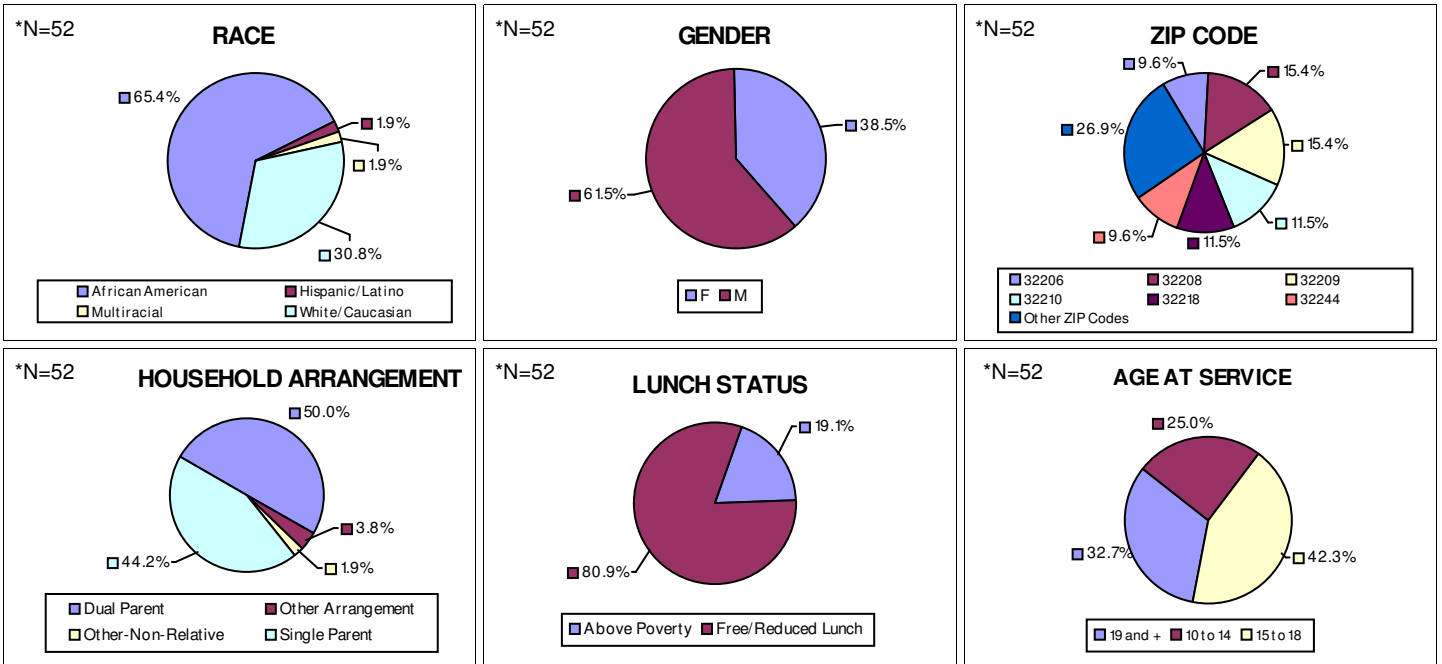
**Commission Allocation:** \$48,971.00

**Percent Funded By Commission:** 74.7%

**Total Number of Children Served 30+ Days:** 47



The Palm Avenue TEAM UP Program serves the needs of disabled youth attending the Palm Avenue Exceptional Student Center. The program provides homework assistance, tutoring, recreational activities in addition to life skills training and additional enrichment activities that will contribute to individual social and character growth. The program continues to focus on the goals of student promotion to the next grade level, school attendance and support of the Individual's Educational Plan (IEP).



## Analysis of Outcomes

### Objective

Objective	Met Y/N	Result
1) 98% of students attending the program will remain free from physical harm/impairment and arrests during hours for the course of program year	Y	100%
2) 90% of students will demonstrate an increase in school performance in at least 3 areas of their IEP.	Y	100%
3) 95% of students attending 60 days or more will improve their peer interactions as noted by staff/teacher progress notes	Y	95%
4) Program Will maintain at least 97% of their projected average daily attendance	Y	113.8%

\*N= equals total number of children served.

# **#3 New Town Success Zone**

## Boys & Girls Club, **BOLD After School** Program Type Service Class: New Town Success Zone

**Total Program Budget:** \$545,000.00

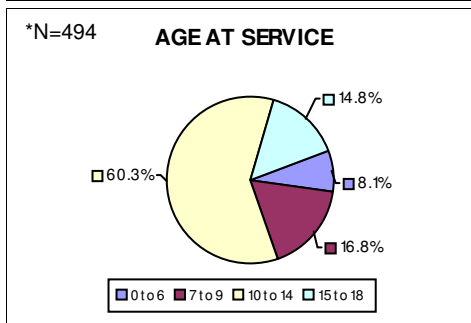
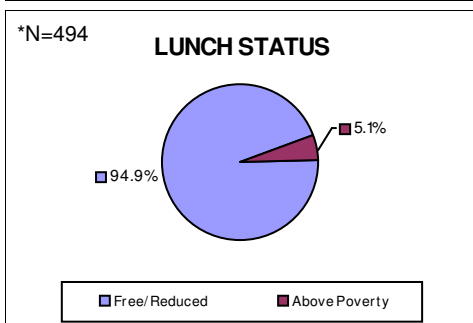
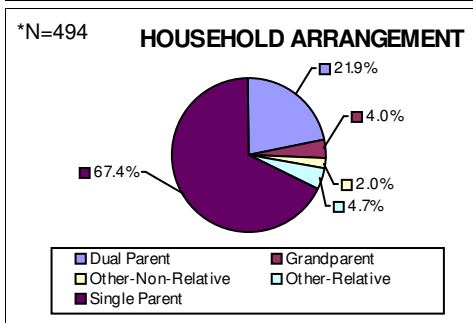
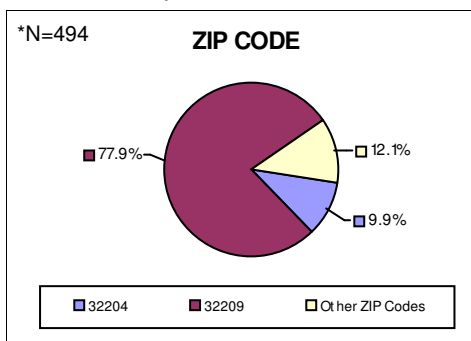
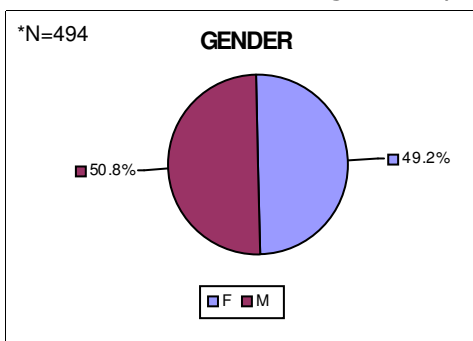
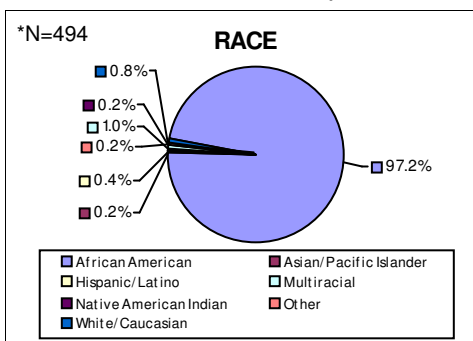
**Commission Allocation:** \$545,000.00

**Percent Funded By Commission:** 100.0%

**Total Number of Children Served 30+ Days:** 365



The Building Our Limitless Dreams (BOLD) Afterschool Project operates in the elementary and middle schools located within the New Town Success Zone, S.P. Livingston and Butler Middle. BOLD is a central piece of the New Town Success Zone, which provides an array of family services from the time a child is born to the time a child graduates from college and/or enters the workforce. The BOLD Afterschool Project intentionally links after school services, parent organizing efforts, and enrichment experiences. After school services engage students in evidence-based programs aimed at improving reading and writing skills, while parent organizing efforts equip parents with skills and resources to advocate for their children. Enrichment experiences include Urban Debate League competition and trips.



## Analysis of Outcomes

### Objective

Objective	Met Y/N	Result
1) Students attending the TEAM UP program for at least 60 days will have better promotion rate than students not attending the program (89.5%)	Y	97.4%
2) Students attending the TEAM UP program for at least 60 days will have better attendance rate (<21 days absence) than students not attending the program (80.6%)	Y	96.7%
3) The percentage of students who score Level 3 and above on the FCAT math and reading tests will be above the school baseline (39.57%)	Y	45.97%
4) Program will maintain at least 97% of their projected average daily attendance.	Y	100%

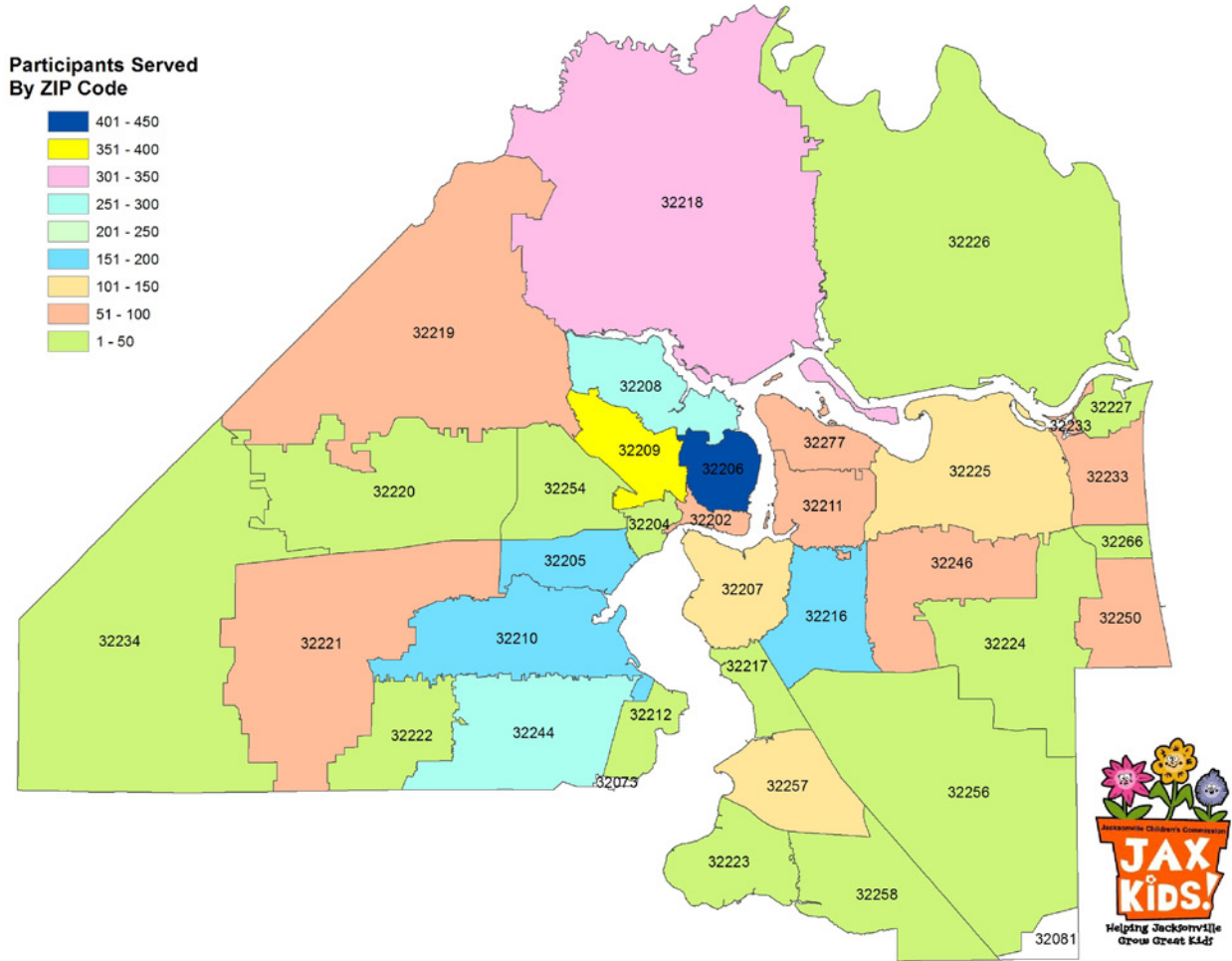
\*N = Equals total number of children served.

## **#4 Community Based After School Programs**



# Total Participants for Community Based After School Programs by ZIP Code FY 2010-2011 \*

N=3,374



\* Map does not include unreported or unknown ZIP Codes or P.O. Boxes, which represents 2% of the total population served. Number reflects total number of participants served and does not limit the count to children served for 30 or 60 days or more.

# Boys & Girls Club, Beaches - Community Based A.S.P.

## Program Type Service Class: Community - Based - After School

**Total Program Budget:** \$327,859.00

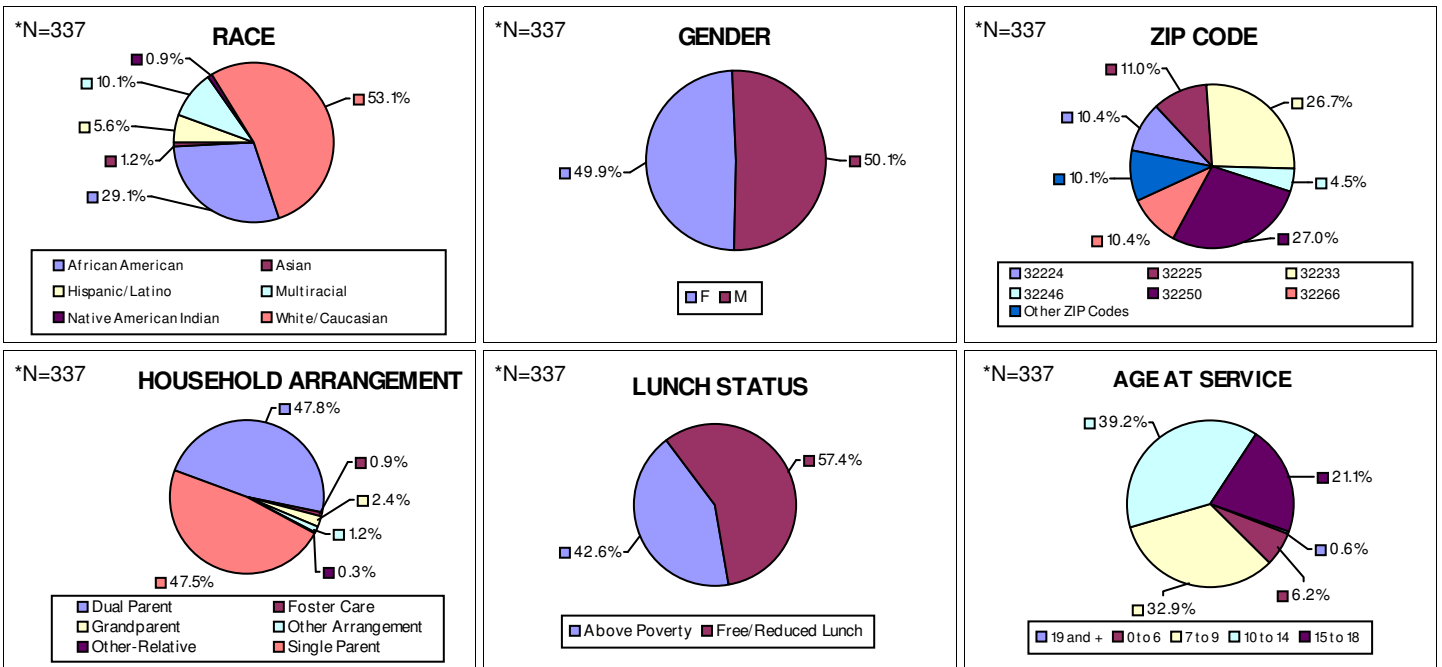
**Commission Allocation:** \$128,064.00

**Percent Funded By Commission:** 39.1%

**Total Number of Children Served 30+ Days:** 198



This is a community based after school program that provides academic support and enrichment activities, such as field trips, sports and arts to an average of 337 low income, at risk children per year. These programs are located throughout the City of Jacksonville in various private non-profit facilities, parks and recreation sites, as well as housing development centers. Most Community Based after school programs operate approximately 10-12 months per year. Services are provided directly after school for 3-6 hours per day, 5 days per week. This site also provides an 8 week, 11 hour -a-day summer camp program. Some community based after school programs provide unique enrichment or sport activities, such as Tennis or drama. The mission of community based after school programs is to improve the academic achievement and social skills of at risk children, while providing a safe and structured environment for children to learn and grow.



## Analysis of Outcomes

### Objective

Objective	Met Y/N	Result
1) 85% of participating youth who attend the after-school program for at least 60 days will be promoted to the next grade.	Y	98%
2) 85% of participating youth who attend the after-school program for at least 60 days will have less than 21 days of school absences.	Y	98%
3) 97% of projected Average Daily Attendance will be maintained.	Y	108.3%

\*N = equals total number of children served.

# Boys & Girls Club, Lee - Community Based A.S.P.

## Program Type Service Class: Community - Based - After School



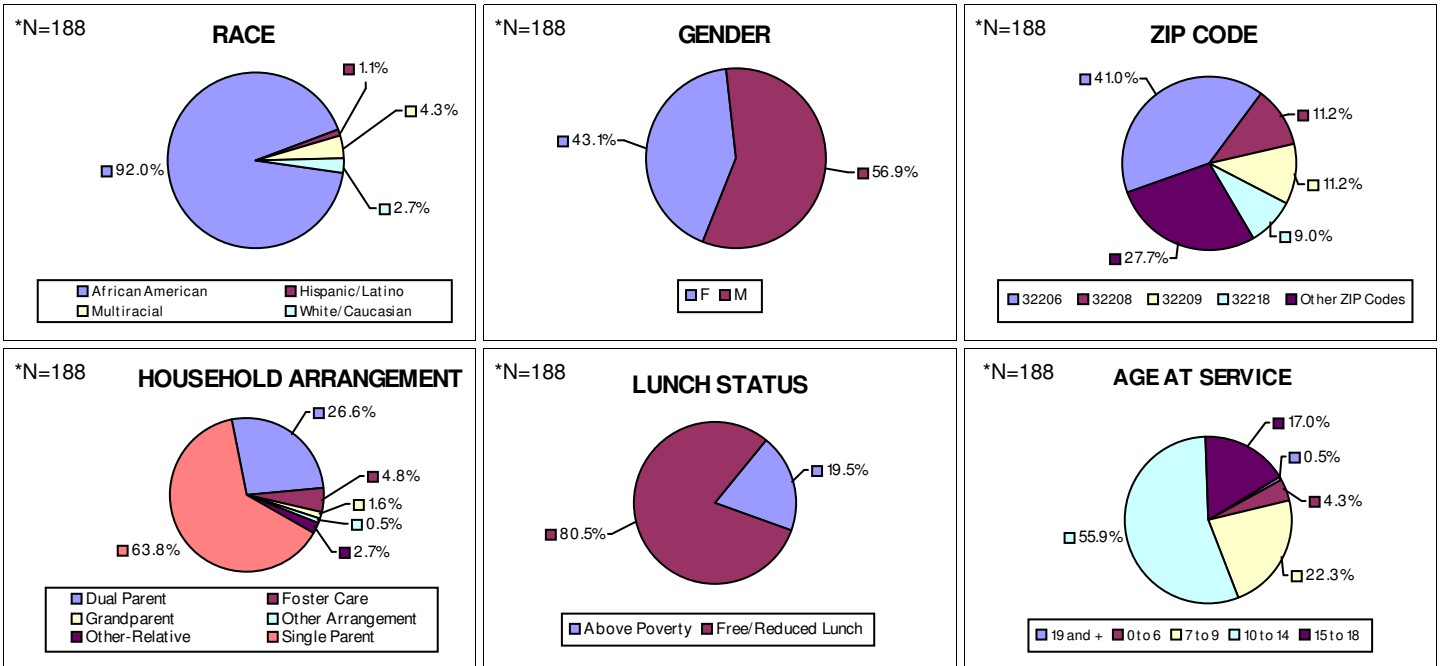
**Total Program Budget:** \$338,678.00

**Commission Allocation:** \$146,169.00

**Percent Funded By Commission:** 43.2%

**Total Number of Children Served 30+ Days:** 134

This is a community based after school program that provides academic support and enrichment activities, such as field trips, sports and arts to an average of 188 low income, at risk children per year. These programs are located throughout the City of Jacksonville in various private non-profit facilities, parks and recreation sites, as well as housing development centers. Most Community Based after school programs operate approximately 10-12 months per year. Services are provided directly after school for 3-6 hours per day, 5 days per week. This site also provides an 8 week, 11 hour a day summer camp program. All sites provide nutritional snacks, but not all sites provide nutritional meals. Some community based after school programs provide unique enrichment or sport activities, such as Tennis or drama. The mission of community based after school programs is to improve the academic achievement and social skills of at risk children, while providing a safe and structured environment for children to learn and grow.



## Analysis of Outcomes

### Objective

Objective	Met Y/N	Result
1) 85% of participating youth who attend the after-school program for at least 60 days will be promoted to the next grade.	Y	92.4%
2) 85% of participating youth who attend the after-school program for at least 60 days will have less than 21 days of school absences.	Y	99.1%
3) 97% of projected Average Daily Attendance will be maintained.	Y	98%

\*N = equals total number of children served.

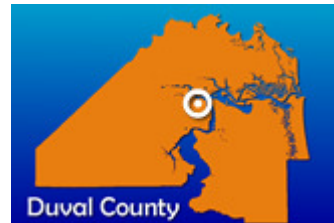
# Boys & Girls Club, NFL YET - Community Based A.S.P. Program Type Service Class: Community - Based - After School

**Total Program Budget:** \$356,083.00

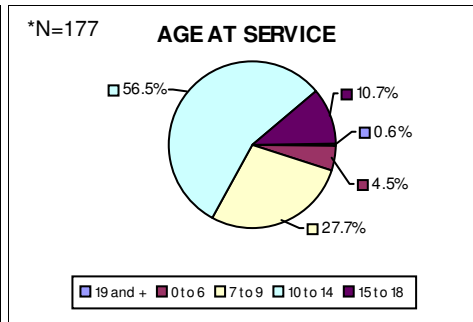
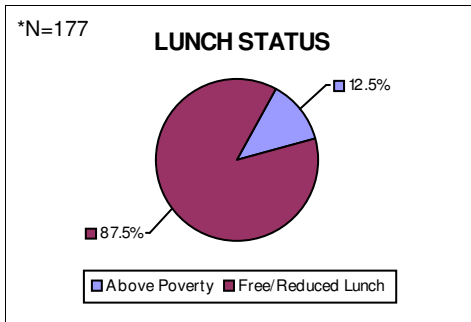
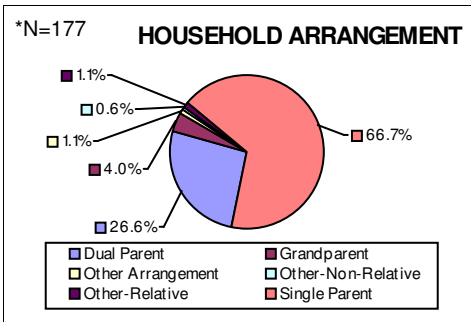
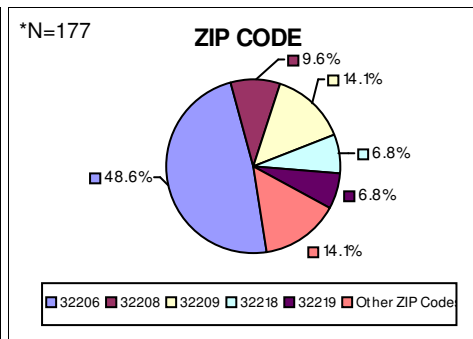
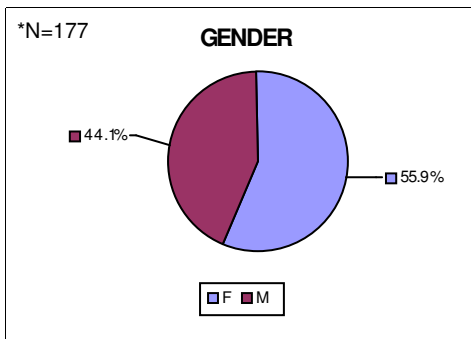
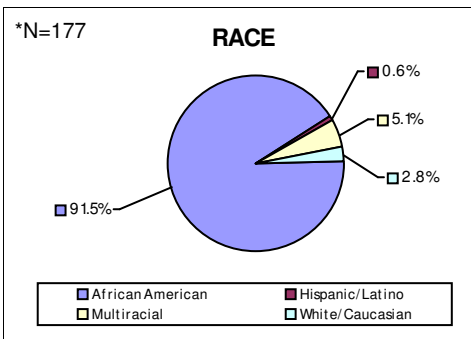
**Commission Allocation:** \$126,000.00

**Percent Funded By Commission:** 35.4%

**Total Number of Children Served 30+ Days:** 146



This is a community based after school program that provides academic support and enrichment activities, such as field trips, sports and arts to an average of 177 low income, at risk children per year. These programs are located throughout the City of Jacksonville in various private non-profit facilities, parks and recreation sites, as well as housing development centers. Most Community Based after school programs operate approximately 10-12 months per year. Services are provided directly after school for 3-6 hours per day, 5 days per week. This site also provides an 8 week, 11 hour-a-day summer camp program. All sites provide nutritional snacks, but not all sites provide nutritional meals. Some community based after school programs provide unique enrichment or sport activities, such as Tennis or drama. The mission of community based after school programs is to improve the academic achievement and social skills of at risk children, while providing a safe and structured environment for children to learn and grow.



## Analysis of Outcomes Objective

Objective	Met Y/N	Result
1) 85% of participating youth who attend the after-school program for at least 60 days will be promoted to the next grade.	Y	89.8%
2) 85% of participating youth who attend the after-school program for at least 60 days will have less than 21 days of school absences.	Y	99.1%
3) 97% of projected Average Daily Attendance will be maintained.	N	85%

\*N = equals total number of children served.

# Boys & Girls Club, Ramona Park/Victory Pointe - Community Based A.S.P.

## Program Type Service Class: Community - Based - After School

**Total Program Budget:** \$191,917.00

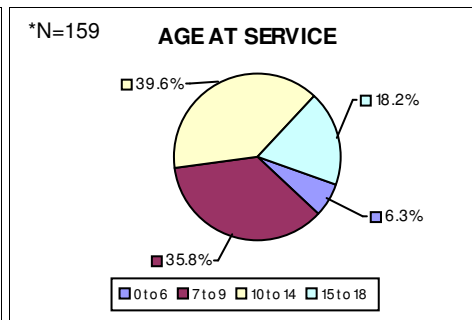
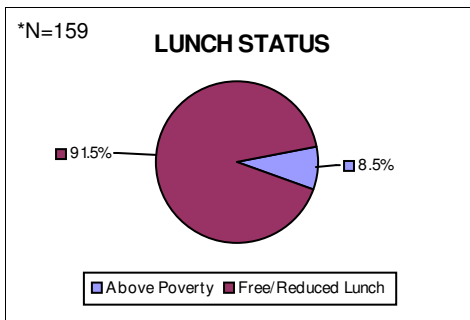
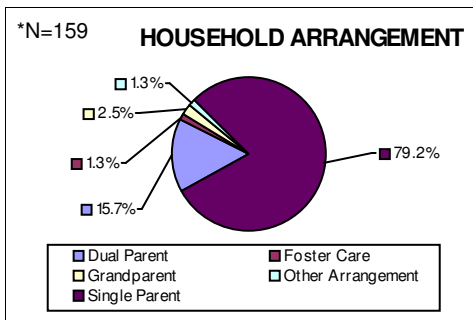
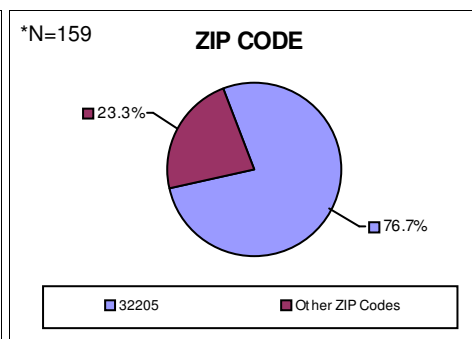
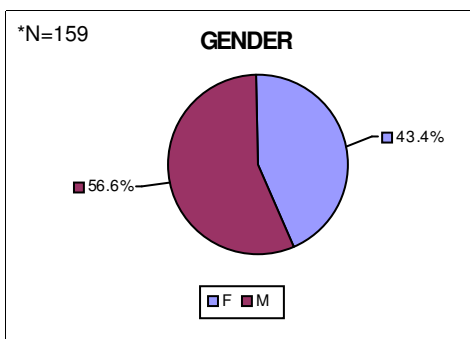
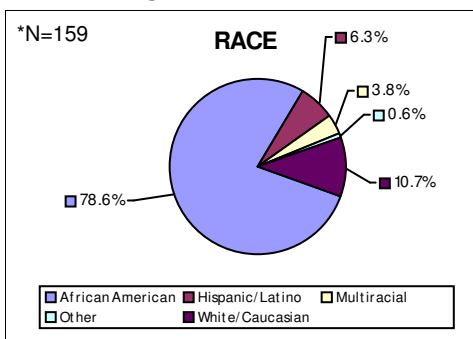
**Commission Allocation:** \$124,665.00

**Percent Funded By Commission:** 65.0%

**Total Number of Children Served 30+ Days:** 148



This is a community based after school program that provides academic support and enrichment activities, such as field trips, sports and arts to an average of 159 low income, at risk children per year. These programs are located throughout the City of Jacksonville in various private non-profit facilities, parks and recreation sites, as well as housing development centers. Community Based after school programs operate approximately 10-12 months per year. Services are provided directly after school for 3-6 hours per day, 5 days per week. This site also provides an 8 week, 11 hour a day summer camp program. All sites provide nutritional snacks, but not all sites provide nutritional meals. Some community based after school programs provide unique enrichment or sport activities, such as Tennis or drama. The mission of community based after school programs is to improve the academic achievement and social skills of at risk children, while providing a safe and structured environment for children to learn and grow.



## Analysis of Outcomes

### Objective

Objective	Met Y/N	Result
1) 85% of participating youth who attend the after-school program for at least 60 days will be promoted to the next grade.	Y	90.3%
2) 85% of participating youth who attend the after-school program for at least 60 days will have less than 21 days of school absences.	Y	96.4%
3) 97% of projected Average Daily Attendance will be maintained.	Y	101%

\*N = equals total number of children served.

# Boys & Girls Club, Woodland Acres - Community Based A.S.P.

## Program Type Service Class: Community - Based - After School

**Total Program Budget:** \$264,824.00

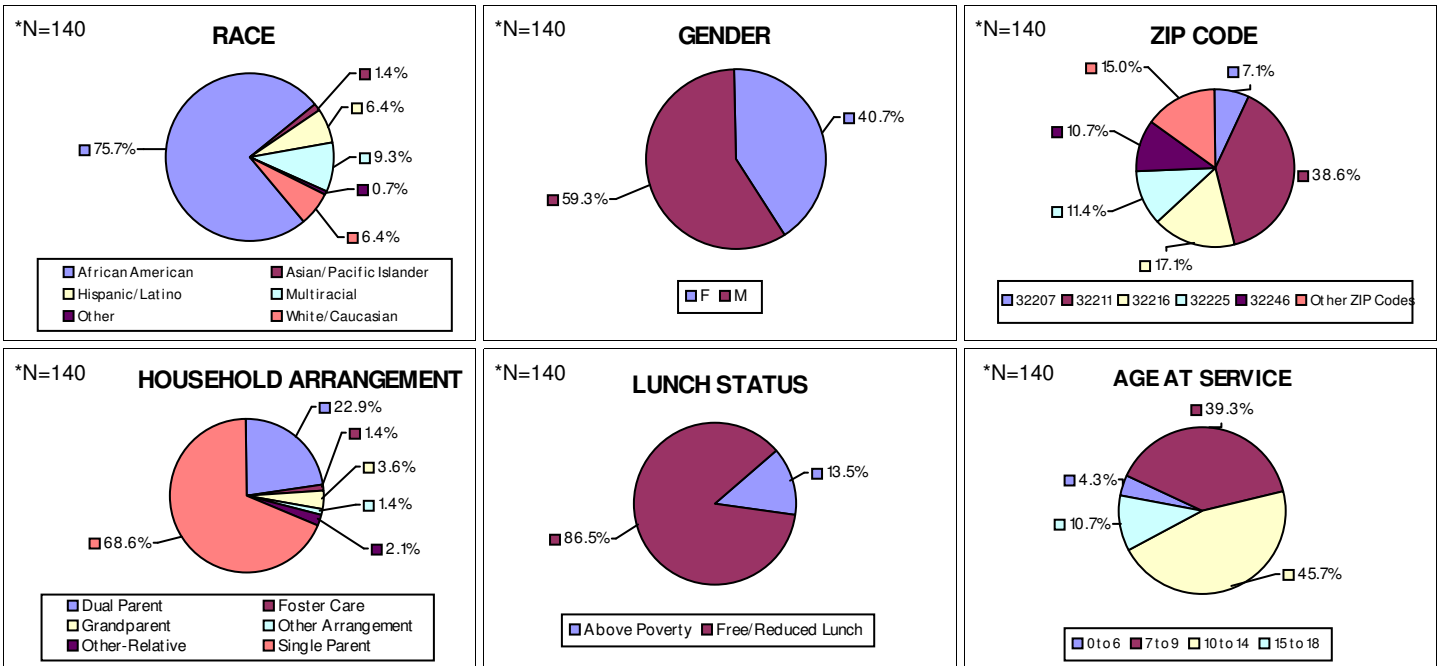
**Commission Allocation:** \$88,639.00

**Percent Funded By Commission:** 33.5%

**Total Number of Children Served 30+ Days:** 109



This is a community based after school program that provides academic support and enrichment activities, such as field trips, sports and arts to an average of 140 low income, at risk children per year. These programs are located throughout the City of Jacksonville in various private non-profit facilities, parks and recreation sites, as well as housing development centers. Most Community Based after school programs operate approximately 10-12 months per year. Services are provided directly after school for 3-6 hours per day, 5 days per week. This site also provides an 8 week, 11 hour a day summer camp program. All sites provide nutritional snacks, but not all sites provide nutritional meals. Some community based after school programs provide unique enrichment or sport activities, such as Tennis or drama. The mission of community based after school programs is to improve the academic achievement and social skills of at risk children, while providing a safe and structured environment for children to learn and grow.



## Analysis of Outcomes

### Objective

Objective	Met Y/N	Result
1) 85% of participating youth who attend the after-school program for at least 60 days will be promoted to the next grade.	Y	95.5%
2) 85% of participating youth who attend the after-school program for at least 60 days will have less than 21 days of school absences.	Y	97.8%
3) 97% of projected Average Daily Attendance will be maintained.	Y	102%

\*N = equals total number of children served.

# Bridge of NE Florida, BUS - Community Based A.S.P. Program Type Service Class: Community - Based - After School

**Total Program Budget:** \$743,656.00

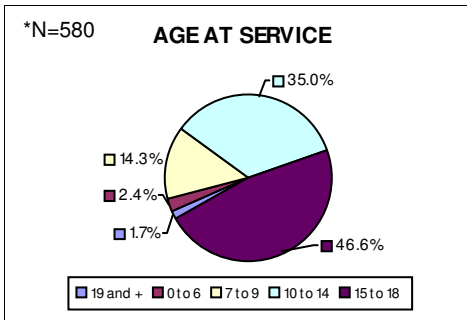
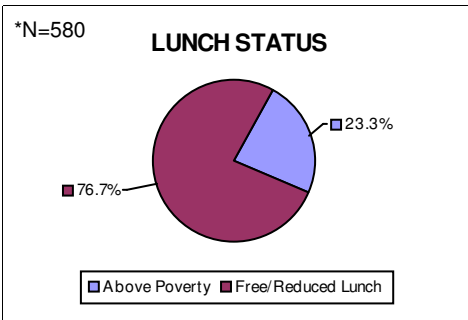
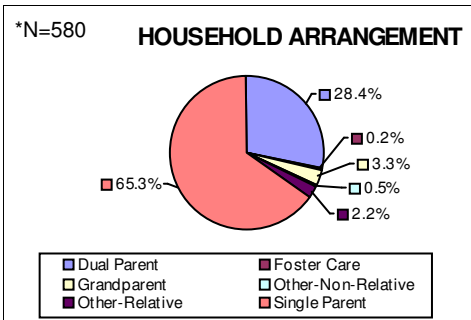
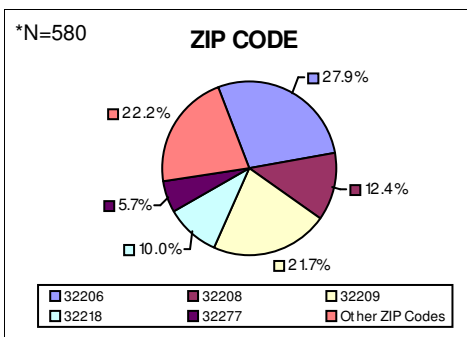
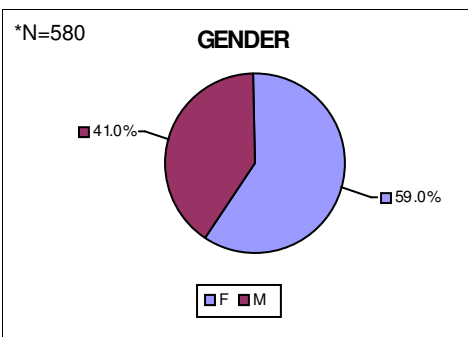
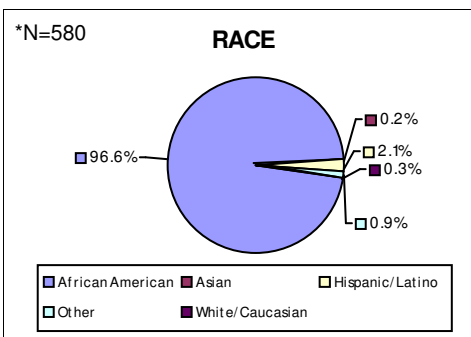
**Commission Allocation:** \$352,361.00

**Percent Funded By Commission:** 47.4%

**Total Number of Children Served 30+ Days:** 404



This is a community based after school program that provides academic support and enrichment activities, such as field trips, sports and arts to an average of 580 low income, at risk children per year. These programs are located throughout the City of Jacksonville in various private non-profit facilities, parks and recreation sites, as well as housing development centers. Most Community Based after school programs operate approximately 10-12 months per year. Services are provided directly after school for 3-6 hours per day, 5 days per week. All sites provide nutritional snacks, but not all sites provide nutritional meals. Some community based after school programs provide unique enrichment or sport activities, such as Tennis or drama. The mission of community based after school programs is to improve the academic achievement and social skills of at risk children, while providing a safe and structured environment for children to learn and grow.



## Analysis of Outcomes

### Objective

	Met Y/N	Result
1) 85% of participating youth who attend the after-school program for at least 60 days will be promoted to the next grade.	Y	89%
2) 85% of participating youth who attend the after-school program for at least 60 days will have less than 21 days of school absences.	Y	97.7%
3) 97% of projected Average Daily Attendance will be maintained.	Y	118.5%

\*N = equals total number of children served.

## Bridge of NE Florida, Southwind Villas - Community Based A.S.P. Program Type Service Class: Community - Based - After School

**Total Program Budget:** \$161,500.00

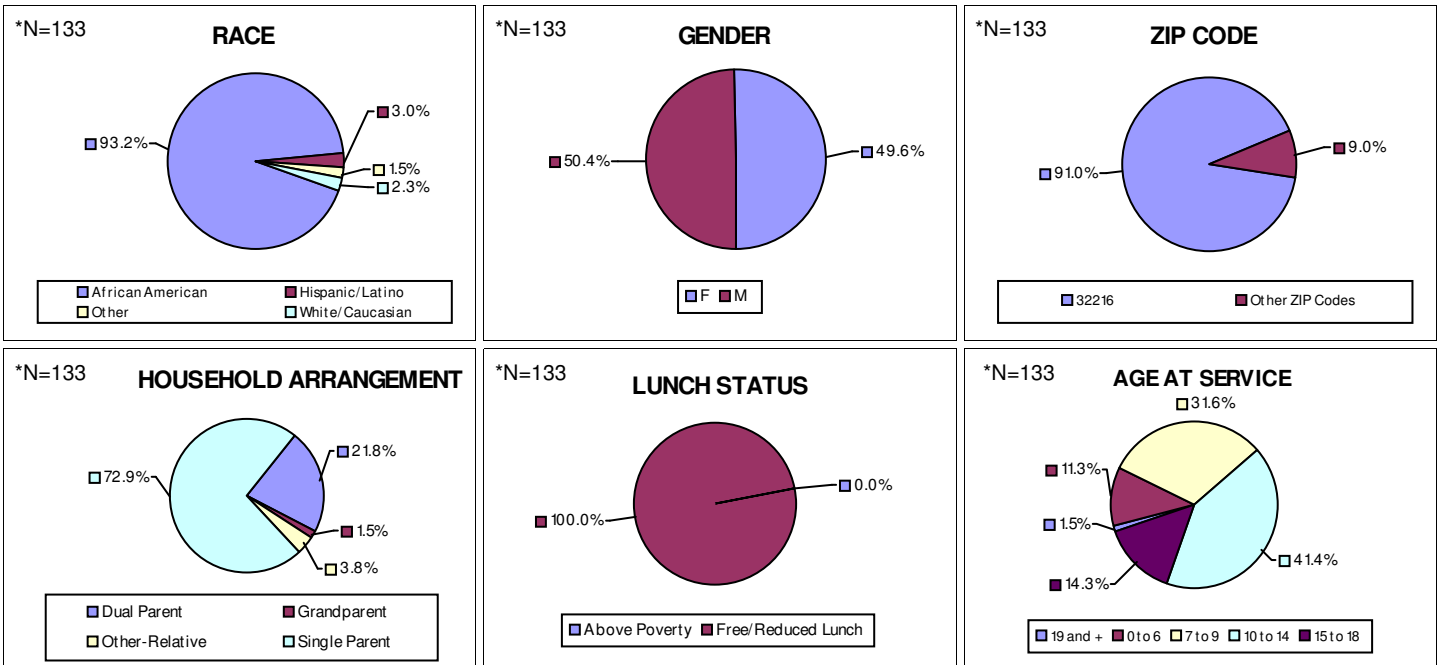
**Commission Allocation:** \$161,500.00

**Percent Funded By Commission:** 100.0%

**Total Number of Children Served 30+ Days:** 125



This is a community based after school program that provides academic support and enrichment activities, such as field trips, sports and arts to an average of 133 low income, at risk children per year. These programs are located throughout the City of Jacksonville in various private non-profit facilities, parks and recreation sites, as well as housing development centers. Most Community Based after school programs operate approximately 10-12 months per year. Services are provided directly after school for 3-6 hours per day, 5 days per week. All sites provide nutritional snacks, but not all sites provide nutritional meals. Some community based after school programs provide unique enrichment or sport activities, such as Tennis or drama. The mission of community based after school programs is to improve the academic achievement and social skills of at risk children, while providing a safe and structured environment for children to learn and grow.



### Analysis of Outcomes

#### Objective

Objective	Met Y/N	Result
1) 85% of participating youth who attend the after-school program for at least 60 days will be promoted to the next grade	N	83.9%
2) 85% of participating youth who attend the after-school program for at least 60 days will have less than 21 days of school absences.	Y	87.6%
3) Program will maintain at least 97% of their projected average daily attendance.	Y	119.4%

\*N = equals total number of children served.



# Community Connections, A.L. Lewis Center - Community Based A.S.P.

## Program Type Service Class: Community - Based - After School

**Total Program Budget:** \$199,267.00

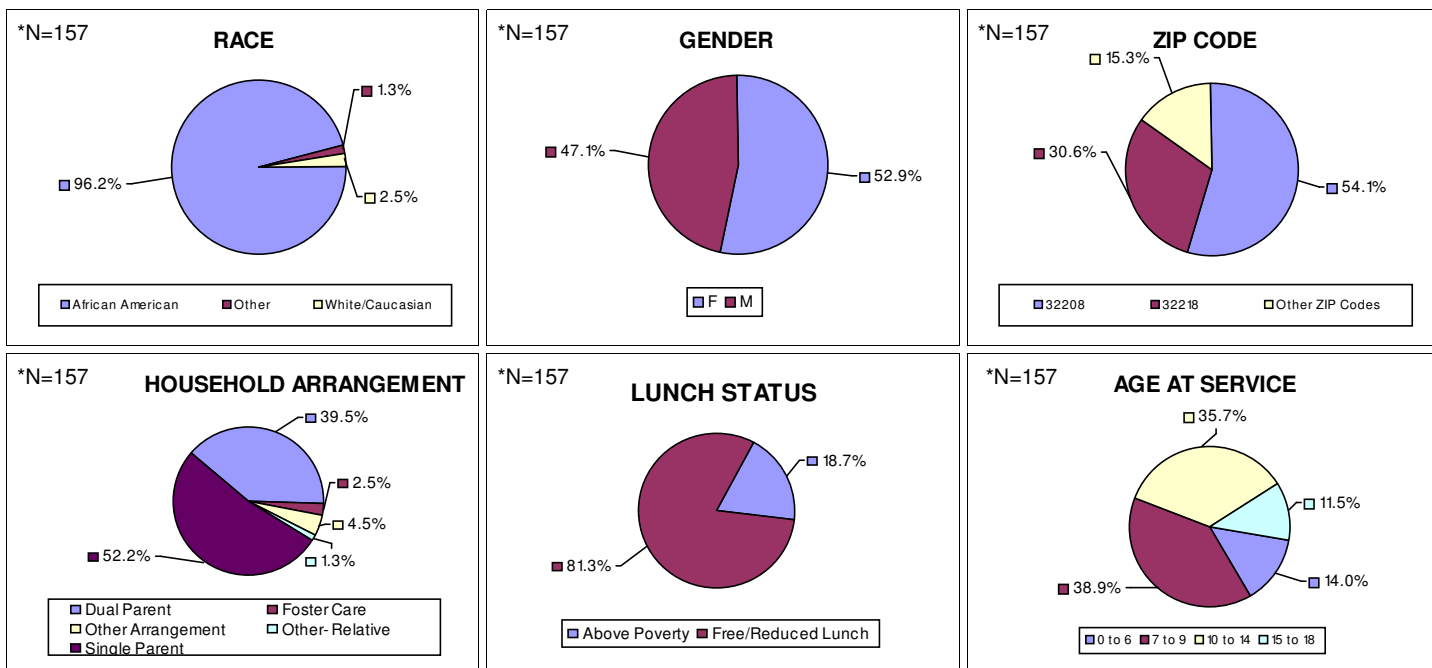
**Commission Allocation:** \$189,917.00

**Percent Funded By Commission:** 95.3%

**Total Number of Children Served 30+ Days:** 130



This is a community based after school program that provides academic support and enrichment activities, such as field trips, sports and arts to an average of 157 low income, at risk children per year. These programs are located throughout the City of Jacksonville in various private non-profit facilities, parks and recreation sites, as well as housing development centers. Most Community Based after school programs operate approximately 10-12 months per year. Services are provided directly after school for 3-6 hours per day, 5 days per week. All sites provide nutritional snacks, but not all sites provide nutritional meals. Some community based after school programs provide unique enrichment or sport activities, such as basketball, baton twirling, cheerleading and Remmer Girls Leadership group. The mission of community based after school programs is to improve the academic achievement and social skills of at risk children, while providing a safe and structured environment for children to learn and grow.



## Analysis of Outcomes

### Objective

Objective	Met Y/N	Result
1) 85% of participating youth who attend the after-school program for at least 60 days will be promoted to the next grade.	Y	93.3%
2) 85% of participating youth who attend the after-school program for at least 60 days will have less than 21 days of school absences.	Y	99.1%
3) 97% of projected Average Daily Attendance will be maintained.	Y	99.8%

\*N = equals total number of children served.

# Community Connections, Courtney Manor - Community Based A.S.P.

## Program Type Service Class: Community - Based - After School

**Total Program Budget:** \$128,972.00

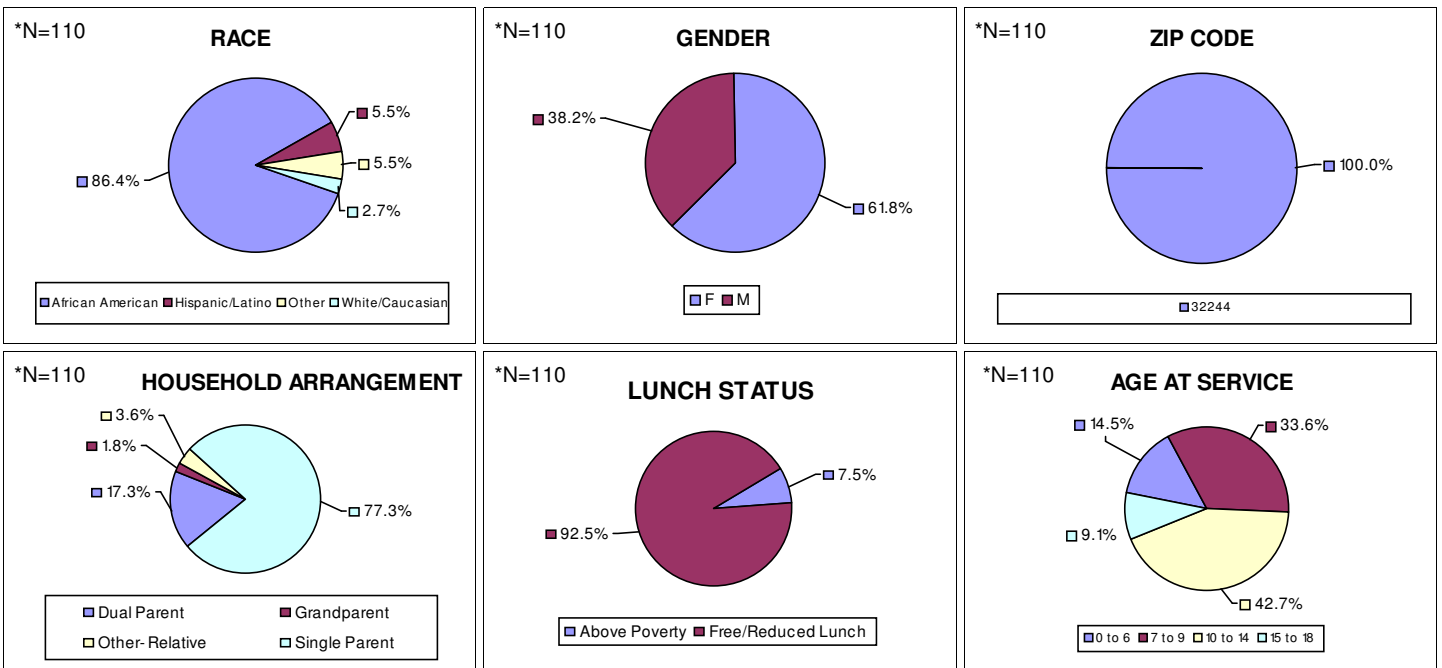
**Commission Allocation:** \$128,972.00

**Percent Funded By Commission:** 100.0%

**Total Number of Children Served 30+ Days:** 85



This is a community based after school program that provides academic support and enrichment activities, such as field trips, sports and arts to an average of 110 low income, at risk children per year. These programs are located throughout the City of Jacksonville in various private non-profit facilities, parks and recreation sites, as well as housing development centers. Most Community Based after school programs operate approximately 10-12 months per year. Services are provided directly after school for 3-6 hours per day, 5 days per week. All sites provide nutritional snacks, but not all sites provide nutritional meals. Some community based after school programs provide unique enrichment or sport activities, such as tennis or drama. The mission of community based after school programs is to improve the academic achievement and social skills of at risk children, while providing a safe and structured environment for children to learn and grow.



## Analysis of Outcomes

### Objective

	Met Y/N	Result
1) 85% of participating youth who attend the after-school program for at least 60 days will be promoted to the next grade.	Y	89.2%
2) 85% of participating youth who attend the after-school program for at least 60 days will have less than 21 days of school absences.	Y	93.8%
3) 97% of projected Average Daily Attendance will be maintained.	Y	102.2%

\*N = equals total number of children served.

# Community Connections, Davis Center - Community Based A.S.P. Program Type Service Class: Community - Based - After School

**Total Program Budget:** \$80,321.00

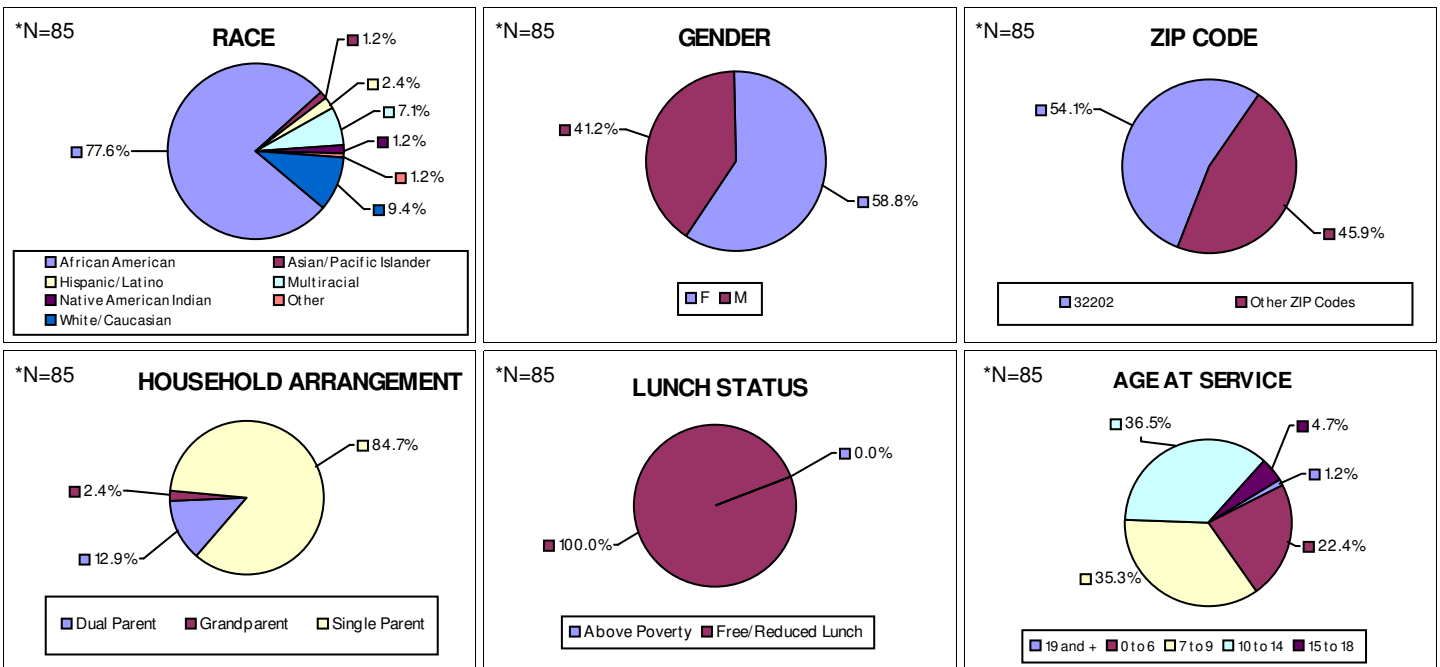
**Commission Allocation:** \$80,321.00

**Percent Funded By Commission:** 100.0%

**Total Number of Children Served 30+ Days:** 63



This is a community based after school program that provides academic support and enrichment activities, such as field trips, sports and arts to an average of 85 homeless, at risk children per year. These programs are located throughout the City of Jacksonville in various private non-profit facilities, parks and recreation sites, as well as housing development centers. Most Community Based after school programs operate approximately 10-12 months per year. Services are provided directly after school for 3-6 hours per day, 5 days per week. All sites provide nutritional snacks, but not all sites provide nutritional meals. Some community based after school programs provide unique enrichment or sport activities, such as Tennis or drama The mission of community based after school programs is to improve the academic achievement and social skills of at risk children, while providing a safe and structured environment for children to learn and grow.



## Analysis of Outcomes

### Objective

Objective	Met Y/N	Result
1) 85% of participating youth who attend the after-school program for at least 60 days will be promoted to the next grade.	Y	93.5%
2) 85% of participating youth who attend the after-school program for at least 60 days will have less than 21 days of school absences.	Y	97.8%
3) 97% of projected Average Daily Attendance will be maintained.	N	96.4%

\*N = equals total number of children served.

# Community Connections, Leigh Meadows - Community Based A.S.P.

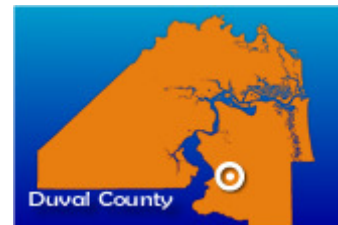
## Program Type Service Class: Community - Based - After School

**Total Program Budget:** \$117,700.00

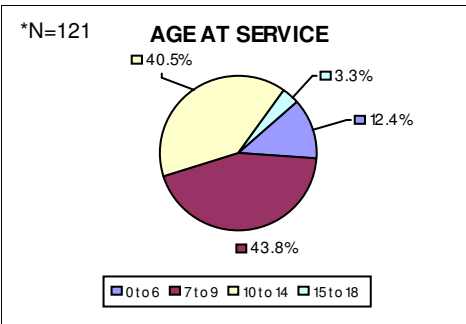
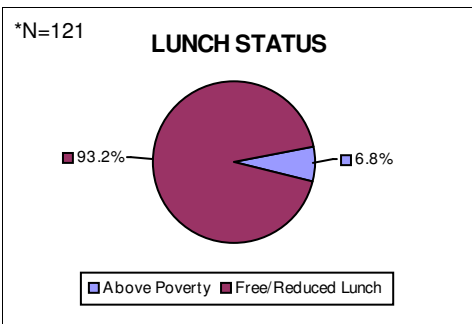
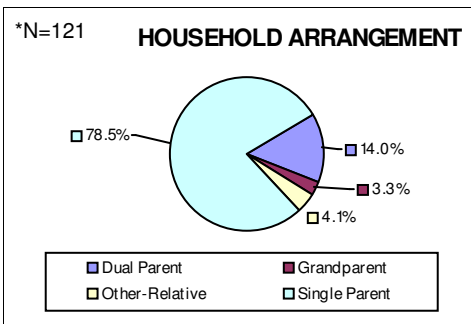
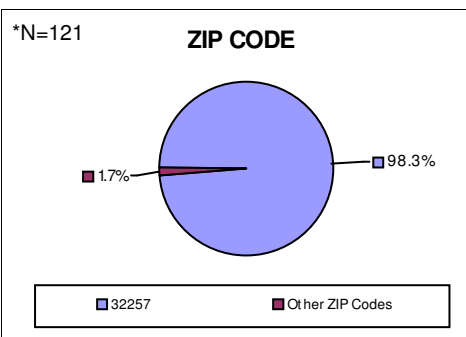
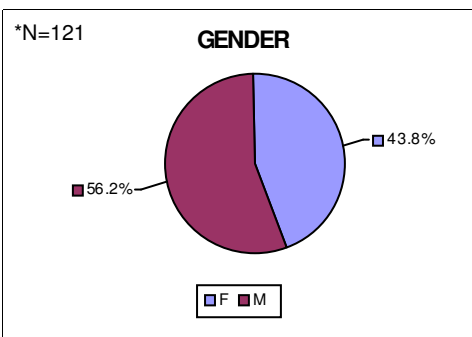
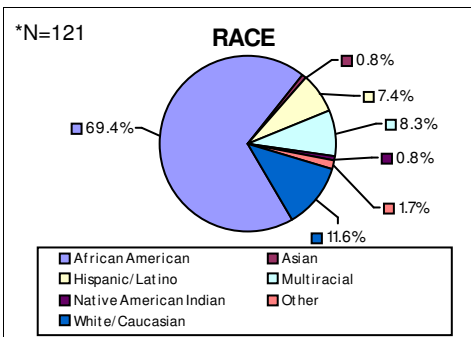
**Commission Allocation:** \$117,700.00

**Percent Funded By Commission:** 100.0%

**Total Number of Children Served 30+ Days:** 90



This is a community based after school program that provides academic support and enrichment activities, such as field trips, sports and arts to an average of 121 low income, at risk children per year. These programs are located throughout the City of Jacksonville in various private non-profit facilities, parks and recreation sites, as well as housing development centers. Most Community Based after school programs operate approximately 10-12 months per year. Services are provided directly after school for 3-6 hours per day, 5 days per week. All sites provide nutritional snacks, but not all sites provide nutritional meals. Some community based after school programs provide unique enrichment or sport activities, such as mentorship program through the Bolles School, Boy Scouts, Girl Scouts and competitive sports. The mission of community based after school programs is to improve the academic achievement and social skills of at risk children, while providing a safe and structured environment for children to learn and grow.



## Analysis of Outcomes Objective

Objective	Met Y/N	Result
1) 85% of participating youth who attend the after-school program for at least 60 days will be promoted to the next grade.	Y	91%
2) 85% of participating youth who attend the after-school program for at least 60 days will have less than 21 days of school absences.	Y	91.3%
3) 97% of projected Average Daily Attendance will be maintained.	Y	106.6%

\*N = equals total number of children served.

# Community Connections, Lindsey Terrace - Community Based A.S.P.

## Program Type Service Class: Community - Based - After School

**Total Program Budget:** \$117,700.00

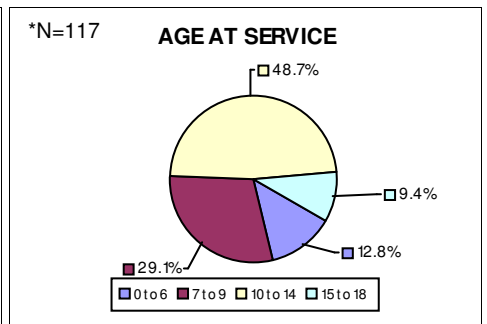
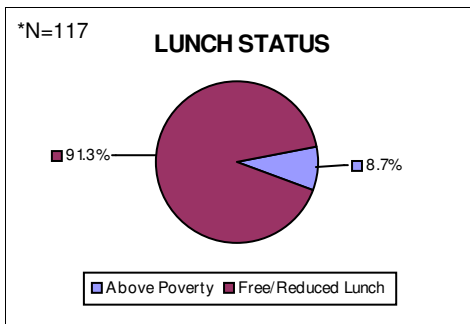
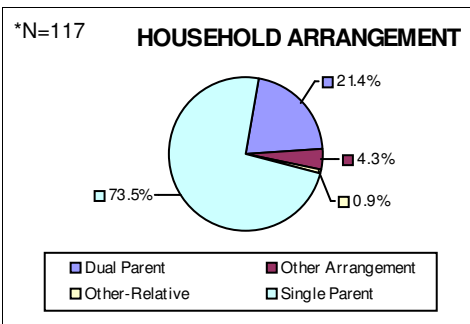
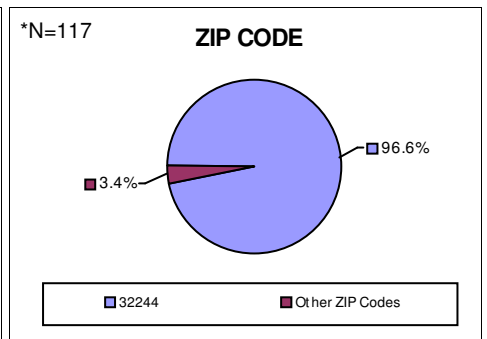
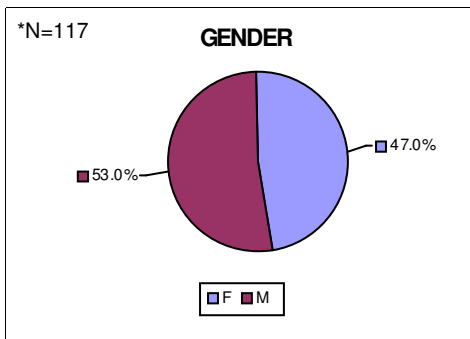
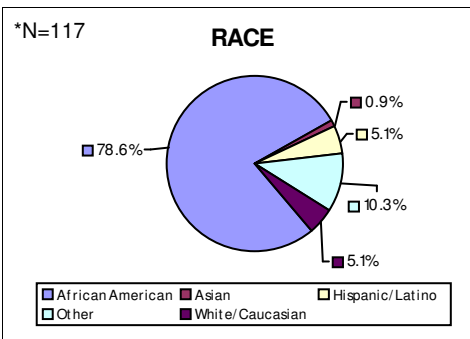
**Commission Allocation:** \$117,700.00

**Percent Funded By Commission:** 100.0%

**Total Number of Children Served 30+ Days:** 94



This is a community based after school program that provides academic support and enrichment activities, such as field trips, sports and arts to an average of 117 low income, at risk children per year. These programs are located throughout the City of Jacksonville in various private non-profit facilities, parks and recreation sites, as well as housing development centers. Most Community Based after school programs operate approximately 10-12 months per year. Services are provided directly after school for 3-6 hours per day, 5 days per week. All sites provide nutritional snacks, but not all sites provide nutritional meals. Some community based after school programs provide unique enrichment or sport activities, such as Boy Scouts, Girl Scouts and competitive sports. The mission of community based after school programs is to improve the academic achievement and social skills of at risk children, while providing a safe and structured environment for children to learn and grow.



## Analysis of Outcomes

### Objective

Objective	Met Y/N	Result
1) 85% of participating youth who attend the after-school program for at least 60 days will be promoted to the next grade.	Y	95.8%
2) 85% of participating youth who attend the after-school program for at least 60 days will have less than 21 days of school absences.	N	97.3%
3) 97% of projected Average Daily Attendance will be maintained.	Y	102.5%

\*N = equals total number of children served.

# Community Connections, Normandy Center - Community Based A.S.P.

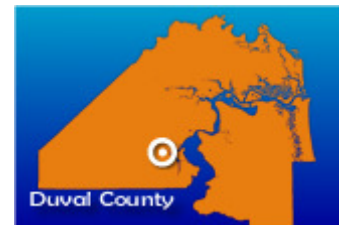
## Program Type Service Class: Community - Based - After School

**Total Program Budget:** \$107,801.00

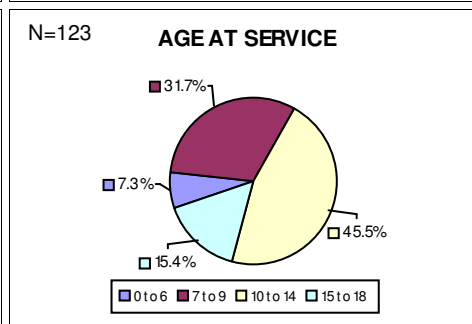
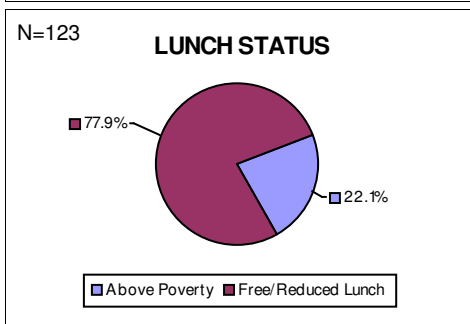
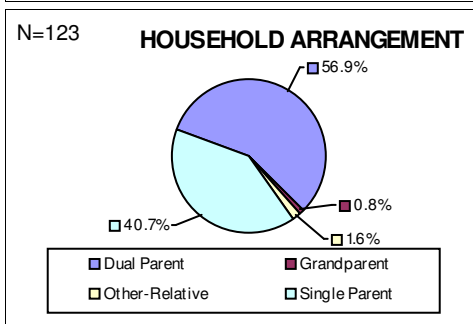
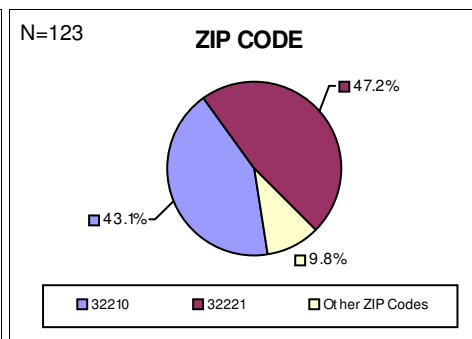
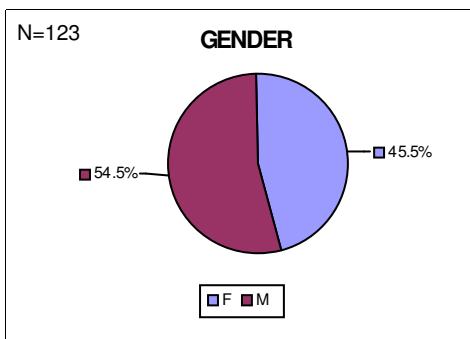
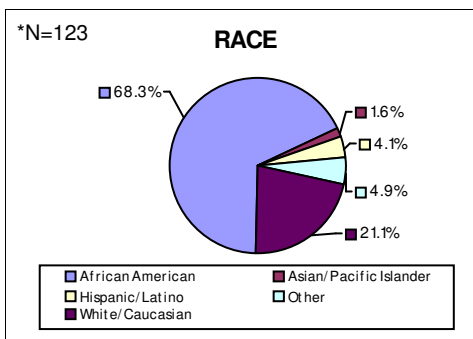
**Commission Allocation:** \$107,801.00

**Percent Funded By Commission:** 100.0%

**Total Number of Children Served 30+ Days:** 98



This is a community based after school program that provides academic support and enrichment activities, such as field trips, sports and arts to an average of 123 low income, at risk children per year. These programs are located throughout the City of Jacksonville in various private non-profit facilities, parks and recreation sites, as well as housing development centers. Most Community Based after school programs operate approximately 10-12 months per year. Services are provided directly after school for 3-6 hours per day, 5 days per week. All sites provide nutritional snacks, but not all sites provide nutritional meals. Some community based after school programs provide unique enrichment or sport activities, such as Boy Scouts, Girl Scouts and competitive sports. The mission of community based after school programs is to improve the academic achievement and social skills of at risk children, while providing a safe and structured environment for children to learn and grow.



## Analysis of Outcomes

### Objective

Objective	Met Y/N	Result
1) 85% of participating youth who attend the after-school program for at least 60 days will be promoted to the next grade.	Y	97.5%
2) 85% of participating youth who attend the after-school program for at least 60 days will have less than 21 days of school absences.	Y	96.3%
3) 97% of projected Average Daily Attendance will be maintained.	Y	125%

\*N = equals total number of children served.

# Community Connections, Sable Palms - Community Based A.S.P. Program Type Service Class: Community - Based - After School

**Total Program Budget:** \$98,502.00

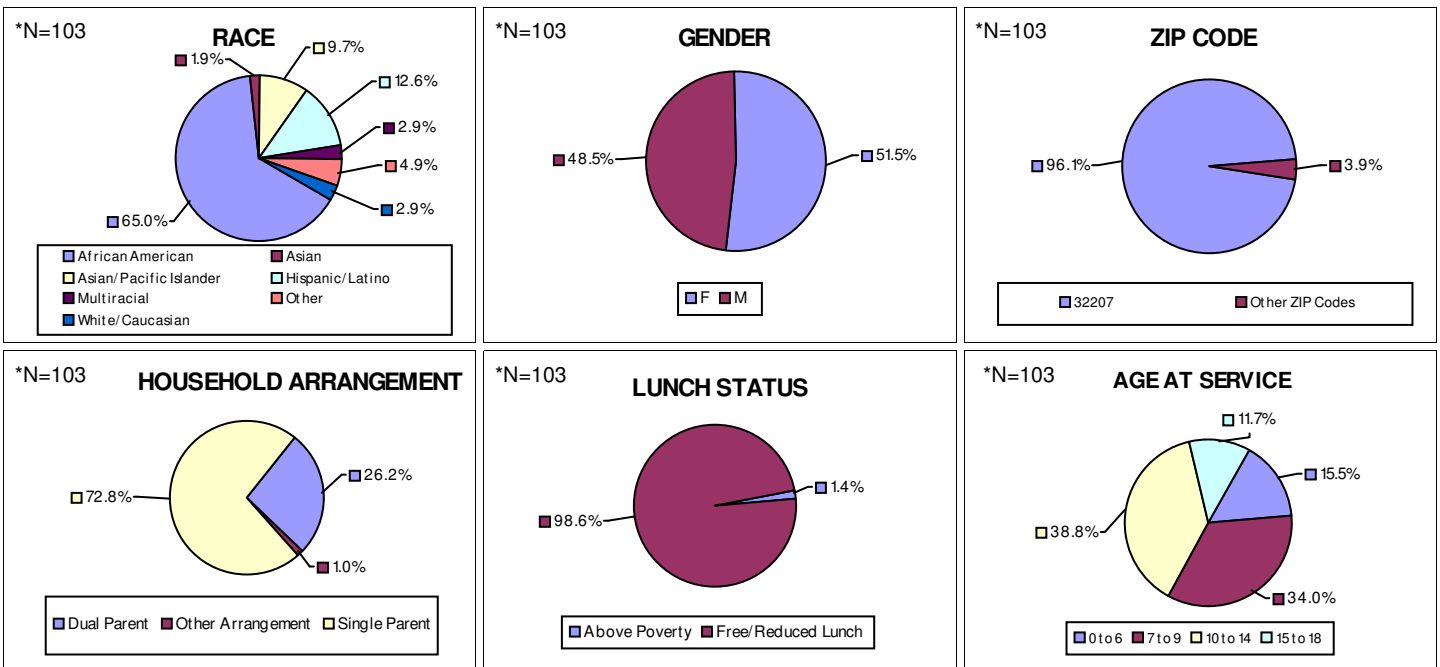
**Commission Allocation:** \$98,502.00

**Percent Funded By Commission:** 100.0%

**Total Number of Children Served 30+ Days:** 74



This is a community based after school program that provides academic support and enrichment activities, such as field trips, sports and arts to an average of 103 low income, at risk children per year. These programs are located throughout the City of Jacksonville in various private non-profit facilities, parks and recreation sites, as well as housing development centers. Most Community Based after school programs operate approximately 10-12 months per year. Services are provided directly after school for 3-6 hours per day, 5 days per week. All sites provide nutritional snacks, but not all sites provide nutritional meals. Some community based after school programs provide unique enrichment or sport activities, such as Tennis or drama. The mission of community based after school programs is to improve the academic achievement and social skills of at risk children, while providing a safe and structured environment for children to learn and grow.



## Analysis of Outcomes

### Objective

	Met Y/N	Result
1) 85% of participating youth who attend the after-school program for at least 60 days will be promoted to the next grade.	Y	91.4%
2) 85% of participating youth who attend the after-school program for at least 60 days will have less than 21 days of school absences.	Y	96.6%
3) 97% of projected Average Daily Attendance will be maintained.	Y	123.8%

\*N = equals total number of children served.

# Community Connections, YES - Kendall Court - Community Based A.S.P.

## Program Type Service Class: Community - Based - After School

**Total Program Budget:** \$117,700.00

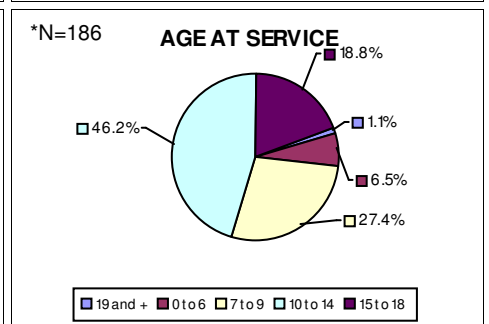
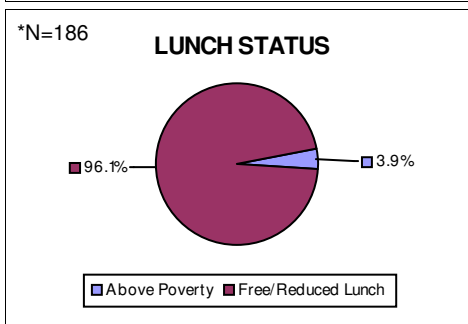
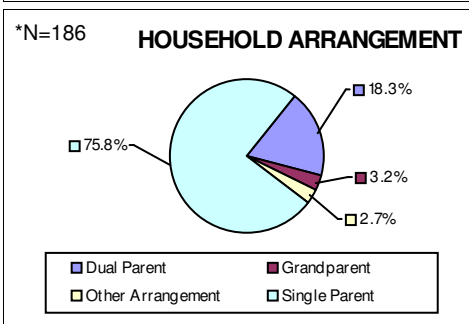
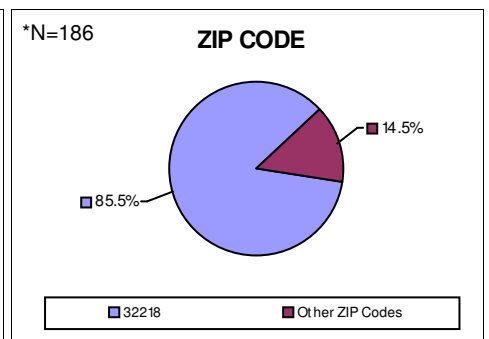
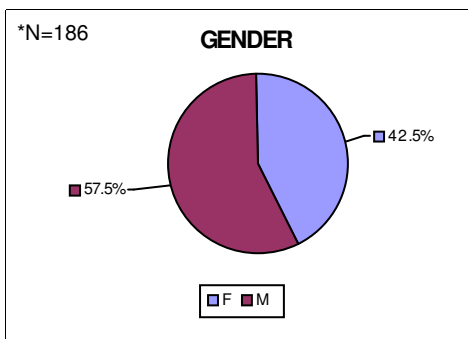
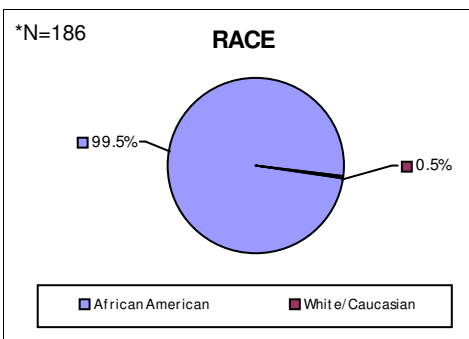
**Commission Allocation:** \$117,700.00

**Percent Funded By Commission:** 100.0%

**Total Number of Children Served 30+ Days:** 133



This is a community based after school program that provides academic support and enrichment activities, such as field trips, sports and arts to an average of 186 low income, at risk children per year. These programs are located throughout the City of Jacksonville in various private non-profit facilities, parks and recreation sites, as well as housing development centers. Most Community Based after school programs operate approximately 10-12 months per year. Services are provided directly after school for 3-6 hours per day, 5 days per week. All sites provide nutritional snacks, but not all sites provide nutritional meals. Some community based after school programs provide unique enrichment or sport activities, such as Tennis or drama. The mission of community based after school programs is to improve the academic achievement and social skills of at risk children, while providing a safe and structured environment for children to learn and grow.



## Analysis of Outcomes

### Objective

Objective	Met Y/N	Result
1) 85% of participating youth who attend the after-school program for at least 60 days will be promoted to the next grade.	Y	97%
2) 85% of participating youth who attend the after-school program for at least 60 days will have less than 21 days of school absences.	Y	90.1
3) 97% of projected Average Daily Attendance will be maintained.	Y	160.1

\*N = equals total number of children served.



## Dept. Parks & Rec. Club, Mary Lena Gibbs Rec. Complex

### Program Type Service Class: Community - Based - After School



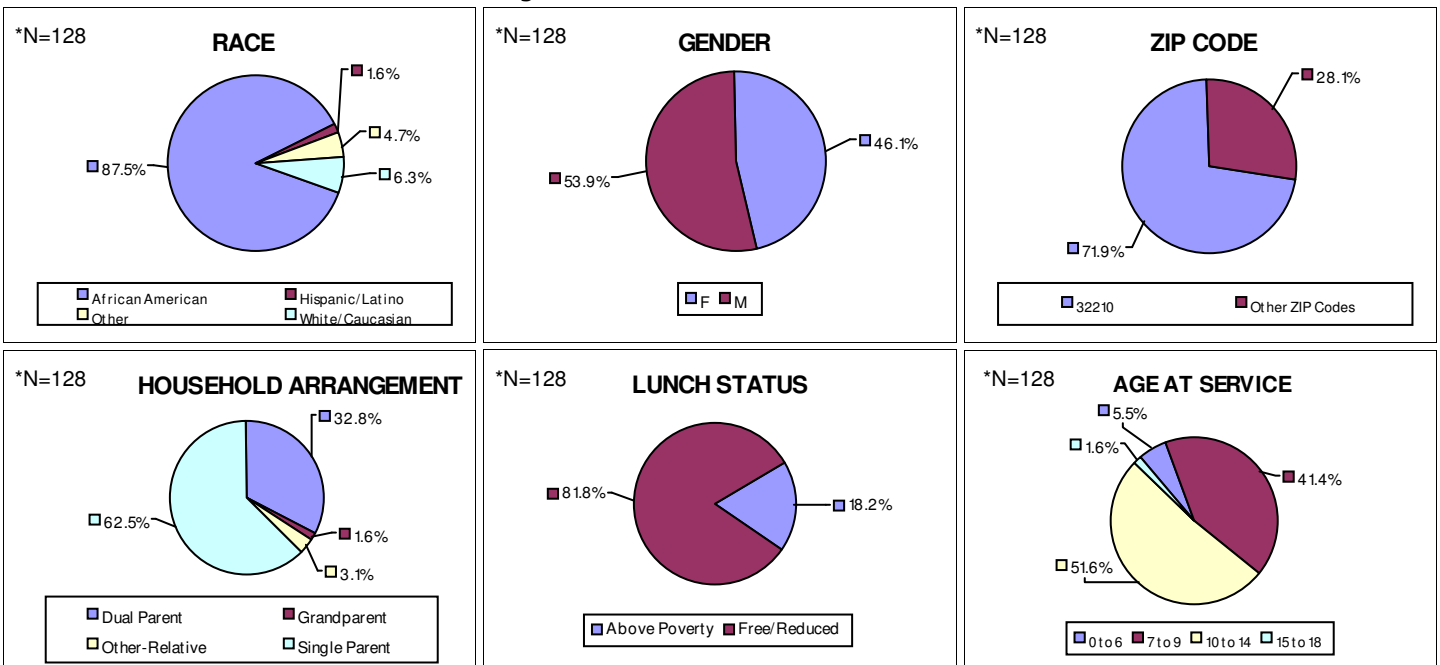
**Total Program Budget:** \$128,755.00

**Commission Allocation:** \$128,755.00

**Percent Funded By Commission:** 100.0%

**Total Number of Children Served 30+ Days:** 112

This is a community based after school program that provides academic support and enrichment activities, such as field trips, sports and arts to an average of 128 low income, at risk children per year. These programs are located throughout the City of Jacksonville in various private non-profit facilities, parks and recreation sites, as well as housing development centers. Most Community Based after school programs operate approximately 10-12 months per year. Services are provided directly after school for about 3 hours per day, 5 days per week. All sites provide nutritional snacks, but not all sites provide nutritional meals. Some community based after school programs provide unique enrichment or sport activities, such as Tennis or drama. The mission of community based after school programs is to improve the academic achievement and social skills of at risk children, while providing a safe and structured environment for children to learn and grow.



## Analysis of Outcomes

### Objective

	Met Y/N	Result
1) 85% of participating youth who attend the after-school program for at least 60 days will be promoted to the next grade.	Y	96.9%
2) 85% of participating youth who attend the after-school program for at least 60 days will have less than 21 days of school absences.	Y	93.1%
3) 97% of projected Average Daily Attendance will be maintained.	Y	99%

\*N = equals total number of children served.

# Mali Vai Washington Foundation, TNT-Tennis and Tutoring - Community Based A.S.P.

## Program Type Service Class: Community - Based - After School



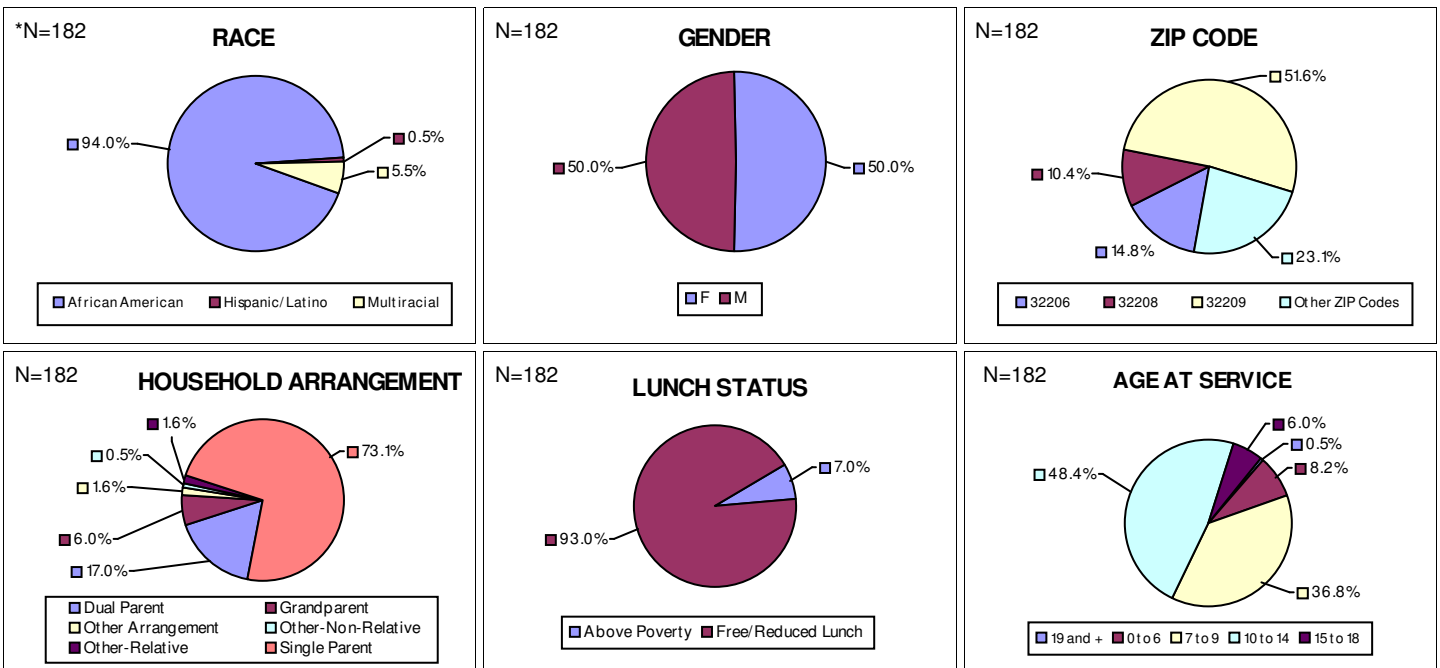
**Total Program Budget:** \$588,478.00

**Commission Allocation:** \$130,030.00

**Percent Funded By Commission:** 22.1%

**Total Number of Children Served 30+ Days:** 175

This is a community based after school program that provides academic support and enrichment activities, such as field trips, sports and arts to an average of 182 low income, at risk children per year. These programs are located throughout the City of Jacksonville in various private non-profit facilities, parks and recreation sites, as well as housing development centers. Most Community Based after school programs operate approximately 10-12 months per year. Services are provided directly after school for 3-6 hours per day, 5 days per week. All sites provide nutritional snacks, but not all sites provide nutritional meals. Some community based after school programs provide unique enrichment or sport activities, such as Tennis or drama. The mission of community based after school programs is to improve the academic achievement and social skills of at risk children, while providing a safe and structured environment for children to learn and grow.



## Analysis of Outcomes

### Objective

	Met Y/N	Result
1) 85% of participating youth who attend the after-school program for at least 60 days will be promoted to the next grade.	Y	93.2%
2) 85% of participating youth who attend the after-school program for at least 60 days will have less than 21 days of school absences.	Y	96.4%
3) 90% of projected Average Daily Attendance will be maintained.	Y	142.0%

\*N = equals total number of children served.

# Police Athletic League, YLP - 33rd Street - Community Based A.S.P.

## Program Type Service Class: Community - Based - After School

**Total Program Budget:** \$93,473.00

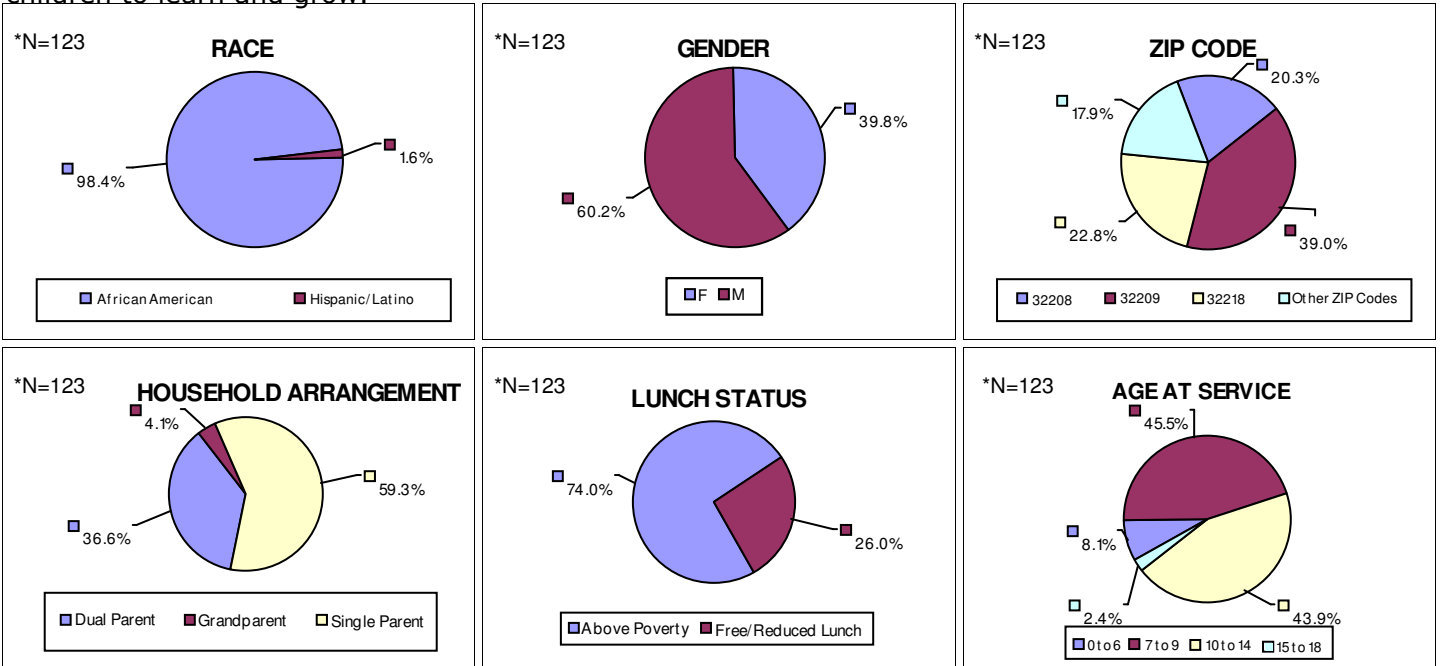
**Commission Allocation:** \$93,473.00

**Percent Funded By Commission:** 100.0%

**Total Number of Children Served 30+ Days:** 115



This is a community based after school program that provides academic support and enrichment activities, such as field trips, sports and arts to an average of 123 low income, at risk children per year. These programs are located throughout the City of Jacksonville in various private non-profit facilities, parks and recreation sites, as well as housing development centers. Most Community Based after school programs operate approximately 10-12 months per year. Services are provided directly after school for 3-6 hours per day, 5 days per week. All sites provide nutritional snacks, but not all sites provide nutritional meals. Some community based after school programs provide unique enrichment or sport activities, such as Tennis or drama. The mission of community based after school programs is to improve the academic achievement and social skills of at risk children, while providing a safe and structured environment for children to learn and grow.



## Analysis of Outcomes

### Objective

Objective	Met Y/N	Result
1) 85% of participating youth who attend the after-school program for at least 60 days will be promoted to the next grade.	Y	90.6%
2) 85% of participating youth who attend the after-school program for at least 60 days will have less than 21 days of school absences.	Y	96.7%
3) 97% of projected Average Daily Attendance will be maintained.	Y	104.4%

\*N = equals total number of children served.

# Police Athletic League, Eastside - Community Based A.S.P.

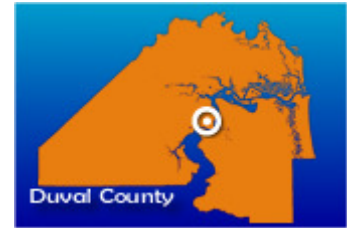
## Program Type Service Class: Community - Based - After School

**Total Program Budget:** \$83,579.00

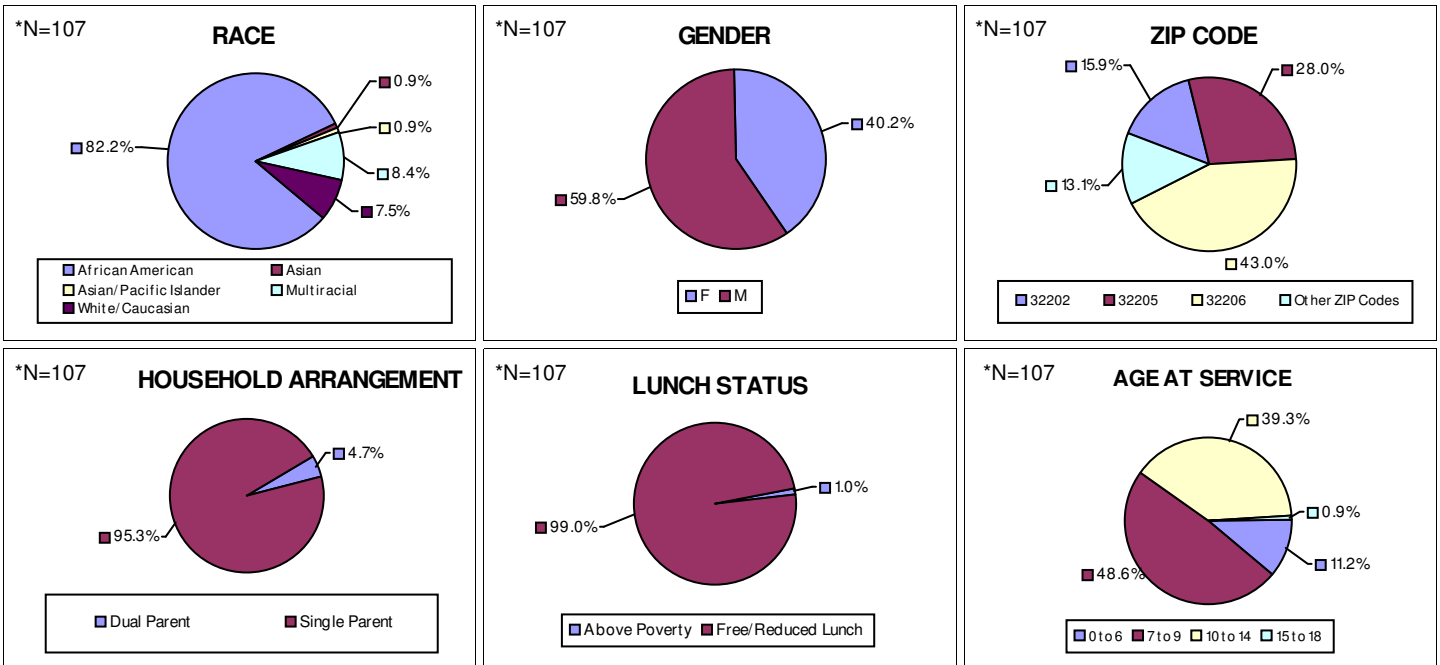
**Commission Allocation:** \$50,600.00

**Percent Funded By Commission:** 60.5%

**Total Number of Children Served 30+ Days:** 97



This is a community based after school program that provides academic support and enrichment activities, such as field trips, sports and arts to an average of 107 low income, at risk children per year. These programs are located throughout the City of Jacksonville in various private non-profit facilities, parks and recreation sites, as well as housing development centers. Most Community Based after school programs operate approximately 10-12 months per year. Services are provided directly after school for 3-6 hours per day, 5 days per week. All sites provide nutritional snacks, but not all sites provide nutritional meals. Some community based after school programs provide unique enrichment or sport activities, such as Tennis or drama. The mission of community based after school programs is to improve the academic achievement and social skills of at risk children, while providing a safe and structured environment for children to learn and grow.



### Analysis of Outcomes

#### Objective

Objective	Met Y/N	Result
1) 85% of participating youth who attend the after-school program for at least 60 days will be promoted to the next grade.	Y	90.1%
2) 85% of participating youth who attend the after-school program for at least 60 days will have less than 21 days of school absences.	Y	93.1%
3) 97% of projected Average Daily Attendance will be maintained.	Y	109.8%

\*N = equals total number of children served.

# Police Athletic League, YLP - Monument Road - Community Based A.S.P.

## Program Type Service Class: Community - Based - After School

**Total Program Budget:** \$156,736.00

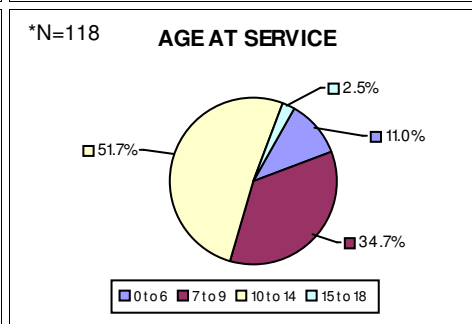
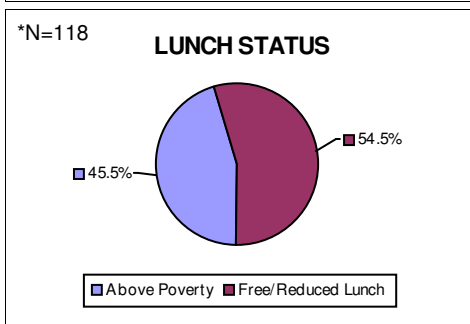
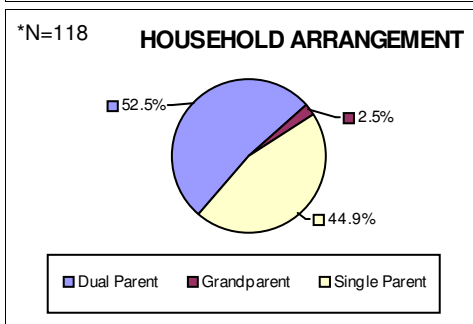
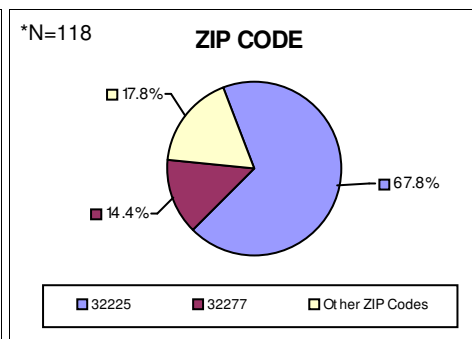
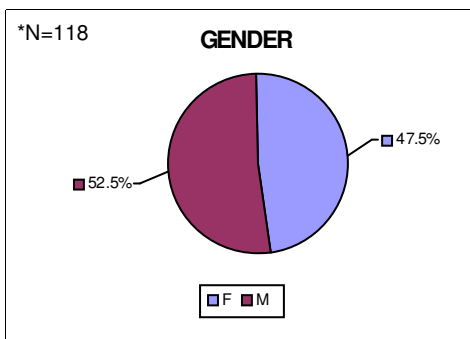
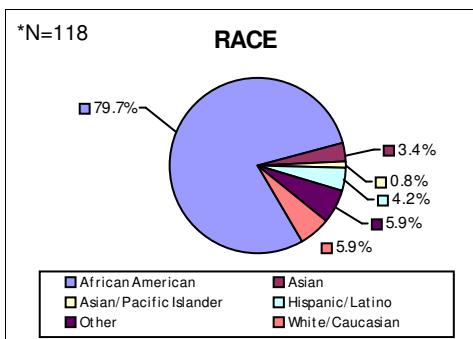
**Commission Allocation:** \$88,681.00

**Percent Funded By Commission:** 56.6%

**Total Number of Children Served 30+ Days:** 116



This is a community based after school program that provides academic support and enrichment activities, such as field trips, sports and arts to an average of 118 low income, at risk children per year. These programs are located throughout the City of Jacksonville in various private non-profit facilities, parks and recreation sites, as well as housing development centers. Most Community Based after school programs operate approximately 10-12 months per year. Services are provided directly after school for about 3 hours per day, 5 days per week. All sites provide nutritional snacks, but not all sites provide nutritional meals. Some community based after school programs provide unique enrichment or sport activities, such as Tennis or drama. The mission of community based after school programs is to improve the academic achievement and social skills of at risk children, while providing a safe and structured environment for children to learn and grow.



## Analysis of Outcomes

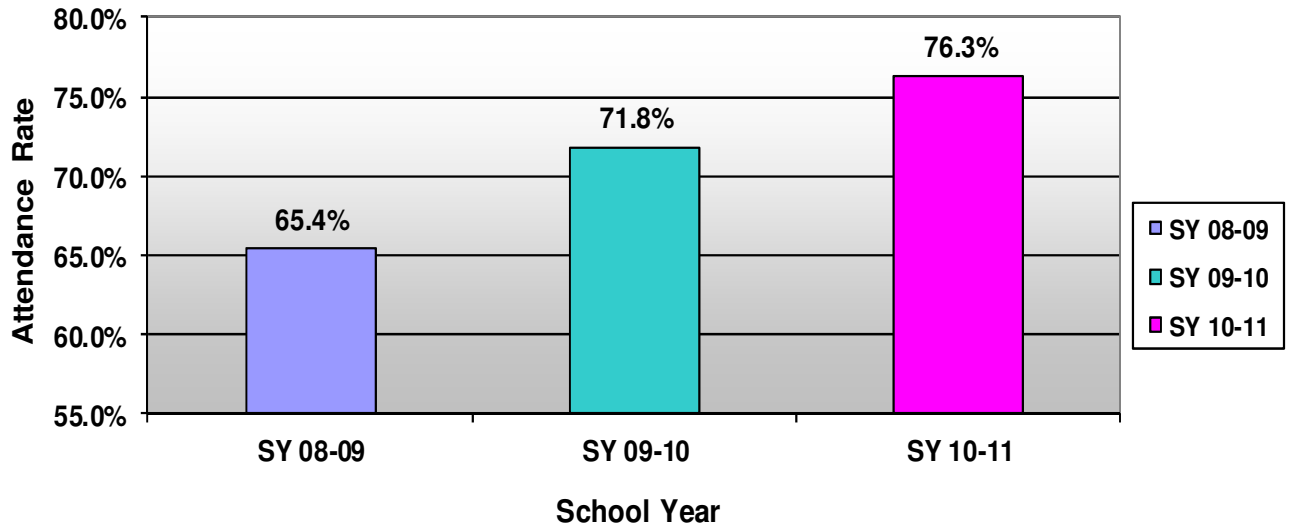
### Objective

Objective	Met Y/N	Result
1) 85% of participating youth who attend the after-school program for at least 60 days will be promoted to the next grade.	Y	97.1%
2) 85% of participating youth who attend the after-school program for at least 60 days will have less than 21 days of school absences.	Y	100%
3) 97% of projected Average Daily Attendance will be maintained.	Y	104.2%

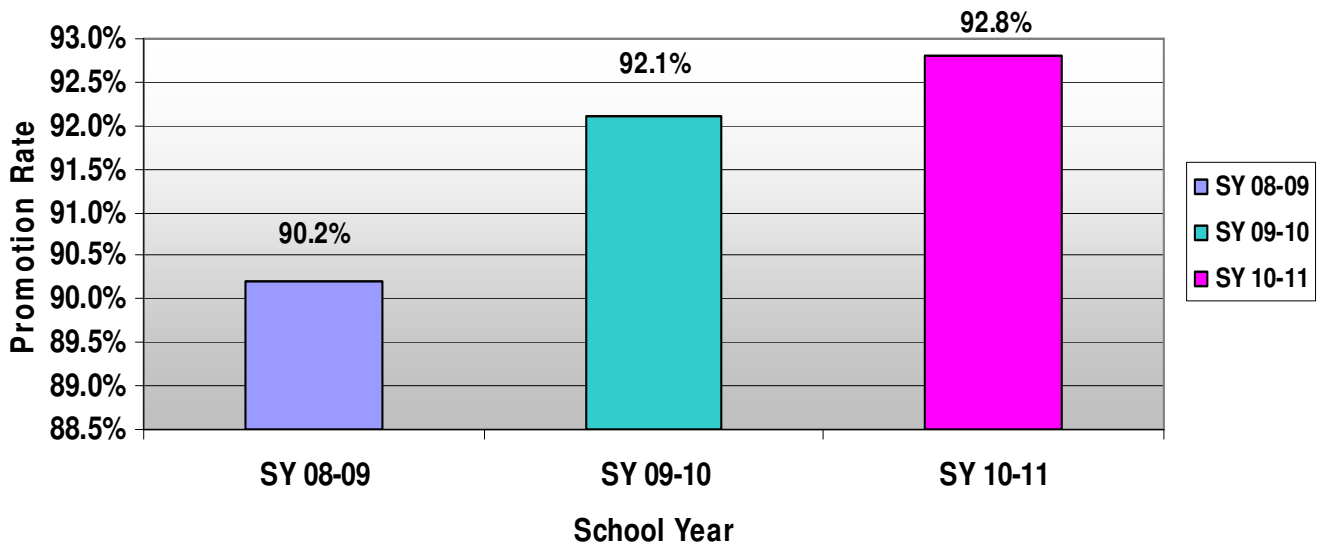
\*N = equals total number of children served.

# CBO Attendance Rates

### % of Students with Less than 10 Absences for 3 Years



### Promotion Rates for 3 Years



Outcomes based on number of students attending CBO sites 60 days or more.

# **#5 Case Management Programs**

# **daniel, Inc., PROJECT PREPARE**

## **Program Type Service Class: Case Management**

**Total Program Budget:** \$207,468.00

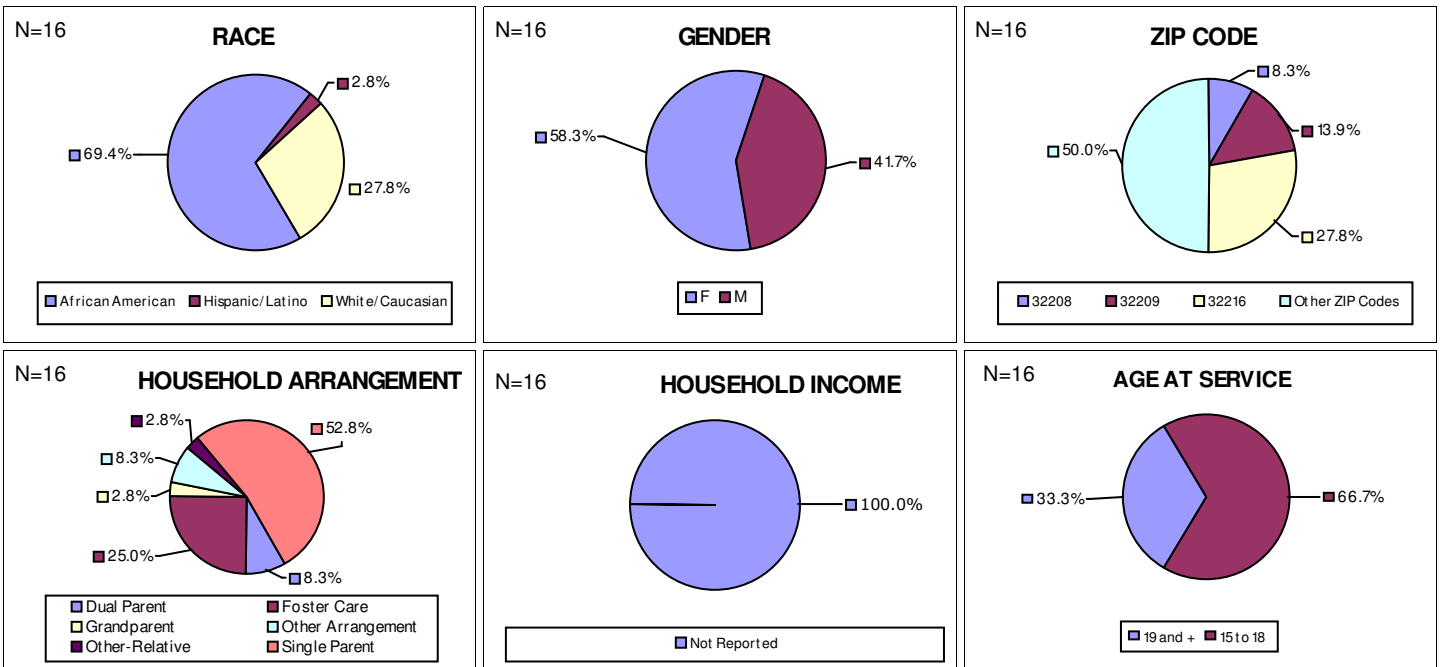
**Commission Allocation:** \$60,000.00

**Percent Funded By Commission:** 28.9%

**Total Number of Children Served:** 16



This program is a comprehensive case management, skills development, and transitional housing program providing community based support and out-of-home placement for homeless teenagers and young adults ages 16-18. The goal of the program is to transition youth from a state of homelessness or housing instability to one of social and economic independence. It is an excellent resource for children who are homeless and seeking independence. The program remains full to capacity and is consistently receiving referrals. The program sets clear expectations and boundaries to increase independent living skills. Several young adults are in college. The staff has a wealth of resources to help the youth gain employment and other resources to help with independent living. The program is located on the Southside of Jacksonville but serve children from all areas of Duval County.



## **Analysis of Outcomes**

### **Objective**

	<b>Met Y/N</b>	<b>Result</b>
1) 95% of clients will be discharged with stable housing and employment	Y	100%
2) 95% of youth will not be arrested for a law violation in a 12 month period	Y	100%
3) 95% of clients will have a savings account established in their names during the service period.	Y	100%



# ***PACE Center for Girls, Dropout Prevention***

## **Program Type Service Class: Case Management**

**Total Program Budget:** \$2,288,783.00

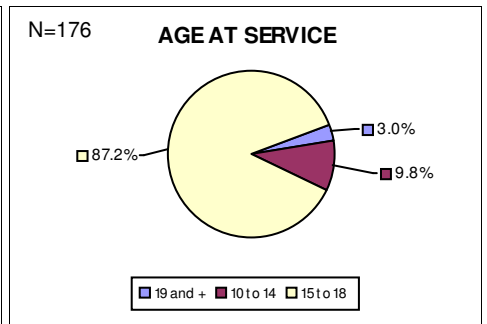
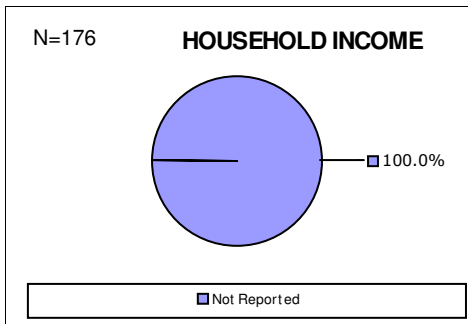
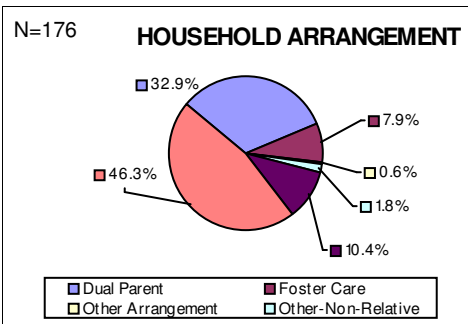
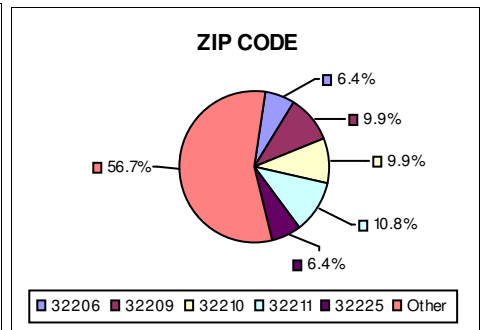
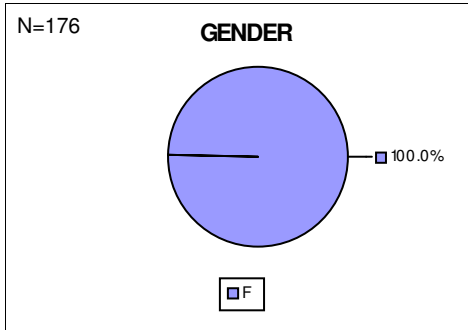
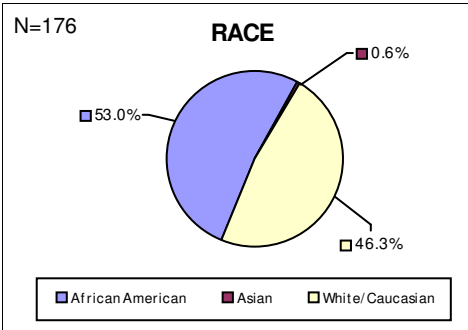
**Commission Allocation:** \$203,974.00

**Percent Funded By Commission:** 8.9%

**Total Number of Children Served:** 176



PACE provides certified high school completion and basic skills education, career development planning, substance abuse prevention and counseling services to at risk girls ages 12-18. Academic structure and case management services are provided to girls who have historically not been successful in the public school system or have exhibited self-destructive behaviors and/or have been victims of crimes or abuse.



## ***Analysis of Outcomes***

### ***Objective***

	<b>Met Y/N</b>	<b>Result</b>
1) 85% of girls GI Program greater than 30 days will earn GED or HS Diploma	Y	93%
2) 85% of girls enrolled greater than 30 days with a successful transition will have an increased BASI score upon exit	Y	98%
3) 85% of assessments will be completed in 10 days of enrollment.	Y	100%
4) 90% of projected number of girls will be served	Y	100%

# Youth Crisis Center, Family Connection

## Program Type Service Class: Case Management

**Total Program Budget:** \$90,500.00

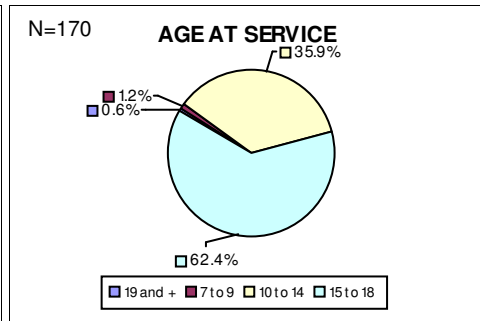
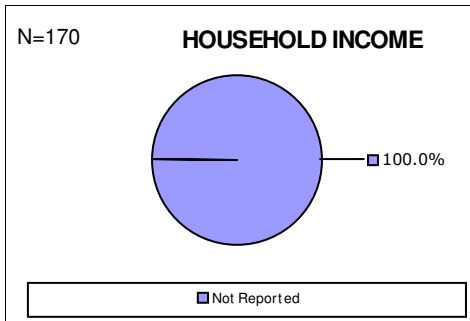
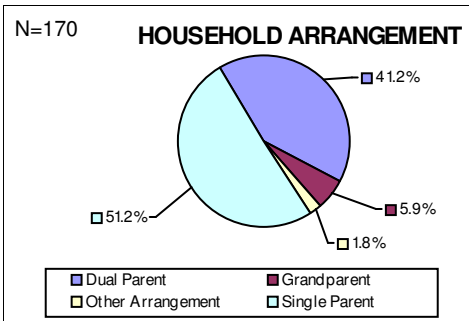
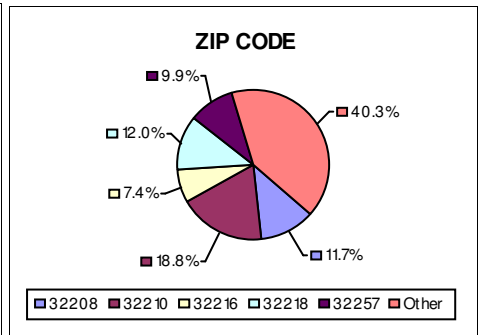
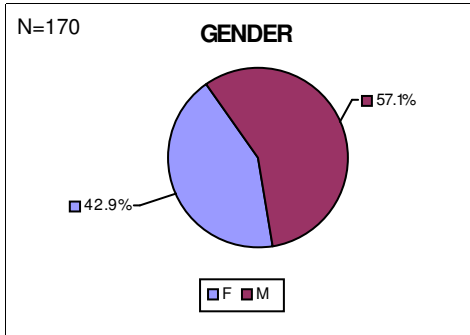
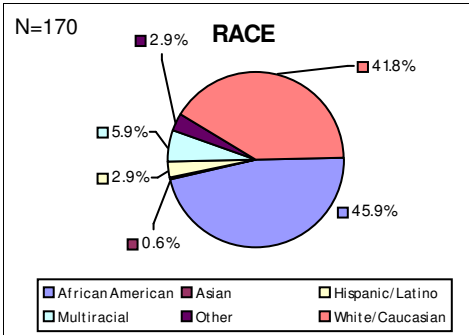
**Commission Allocation:** \$90,500.00

**Percent Funded By Commission:** 100.0%

**Total Number of Children Served:** 170



This program is designed to offer immediate intervention services to families and youth in crisis situations, while simultaneously, providing parents and other caregivers the tools, resources and support needed to develop a strong and lasting family system to deal with future issues. The goal of the program is to keep families together, to keep youth in a productive educational environment, allowing them to become productive adults.



## Analysis of Outcomes

### Objective

Objective	Met Y/N	Result
1) 75% of families admitted to services will complete the program.	Y	99%
2) 80% of youth admitted to the program will be enrolled in school (or an acceptable alternative educational program services)	Y	100%
3) 85% of youth admitted to the program will complete the program without being expelled from school, running away from home or adjudicated by the courts	Y	99%
4) Program will maintain 90% of projected number of children served.	Y	100%

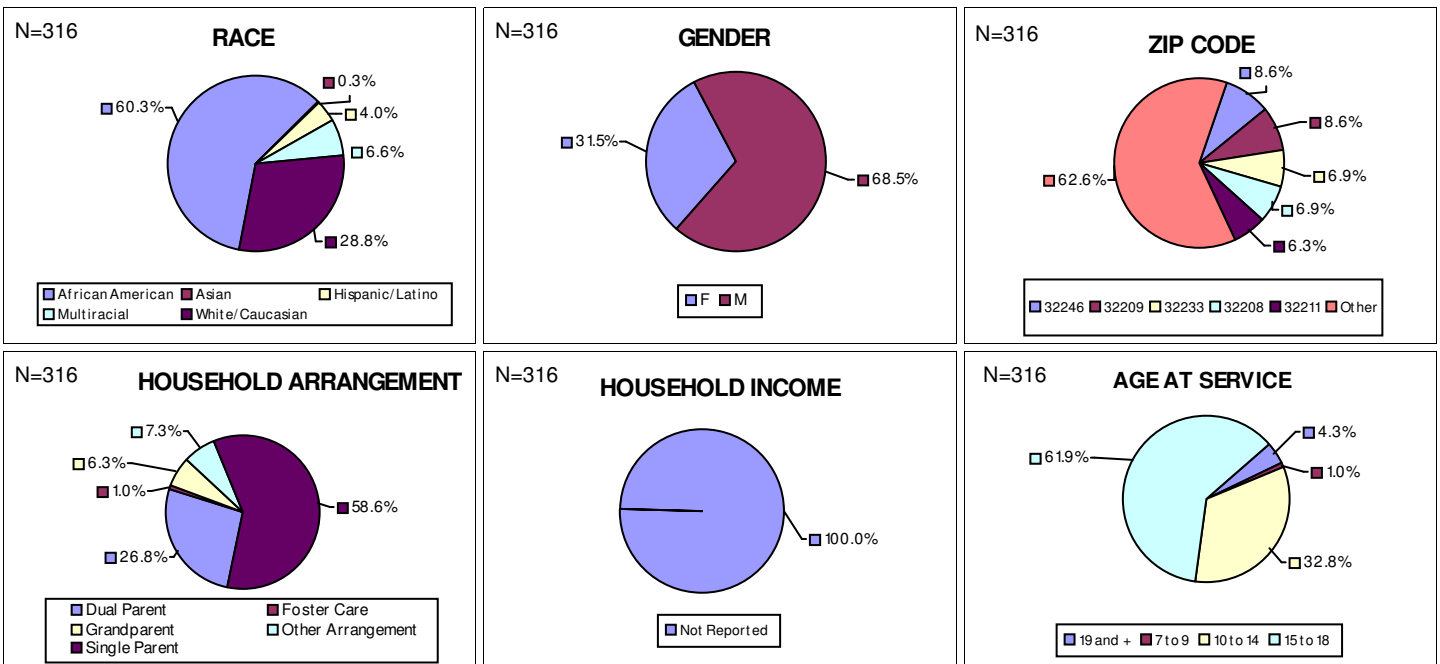
# Youth Crisis Center, Project Second Chance FY 10/11

## Program Type Service Class: Juvenile Crime Prevention/Intervention Jacksonville Journey

**Total Program Budget:** \$321,600.00  
**Commission Allocation:** \$321,600.00  
**Percent Funded By Commission:** 100.0%  
**Total Number of Children Served:** 316



Project Second Chance is a comprehensive Juvenile Crime Prevention/Intervention Program for approximately 150-200 at risk male and female offenders or troubled youth. Services are provided at various locations to include, the youth's home, Full Service Schools, or the Youth Crisis Center Campus on Parental Home Road. The general purpose of the Juvenile Crime Prevention/Intervention Program is to expand prevention and outreach programs that prevent future criminal behavior in juveniles and to intervene in the lives of youth who are at risk of becoming criminals. Clients may be referred to the program via court order, State Attorney's or Public Defender's Office or Department of Juvenile Justice.



### Analysis of Outcomes

#### Objective

	Met Y/N	Result
1) 100% of clients will have access to adult basic education courses and/or GED instruction.	Y	100%
2) 95% of clients will be provided with direct vocational training.	Y	100%
3) 80% of clients will not be re-arrested after completion of program services for 1 year.	Y	95%

## **#6 Mental Health Programs**

## Child Guidance Center, Full Service Schools Beaches

### Program Type Service Class: Mental Health

**Total Program Budget:** \$167,746.00

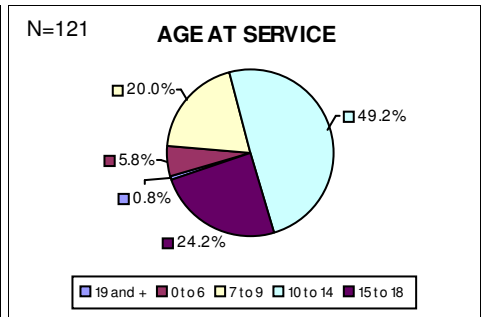
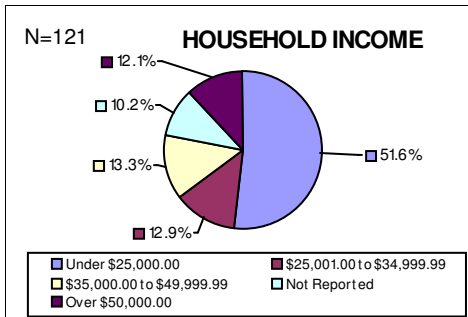
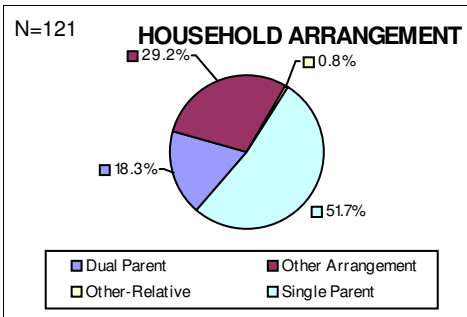
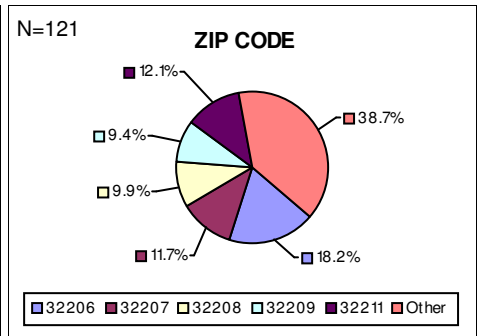
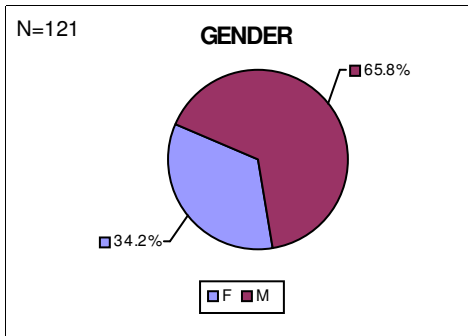
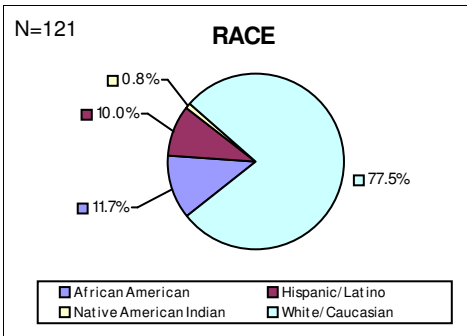
**Commission Allocation:** \$128,000.00

**Percent Funded By Commission:** 76.3%

**Total Number of Children Served:** 121



This program provides mental health counseling and treatment services for children ages 0-18 and their families. This program includes assessment, individual, group, behavioral and family therapy, psychiatric evaluation and medication management. The purpose of the program is to decrease the symptoms of behavioral problems and/or mental illness and increase the child's ability to function in school, home and the community. Parent involvement is the crux of this program. Therapists consistently communicate with the parents and the teachers to share information and promote the completion of goals. This program has four locations in Duval County: Southside, Arlington/Beaches, Northside, and Westside office locations.



## Analysis of Outcomes

### Objective

Objective	Met Y/N	Result
1) 85% of clients who complete treatment will improve their social/emotional functioning as evidenced by CFARS pre/post assessment.	Y	100%
2) 85% of parents will indicate that the mental health services received were beneficial, via survey instruments	Y	100%
3) 85% of teacher or referral source will indicate that the mental health services received were beneficial, via survey instruments.	Y	100%

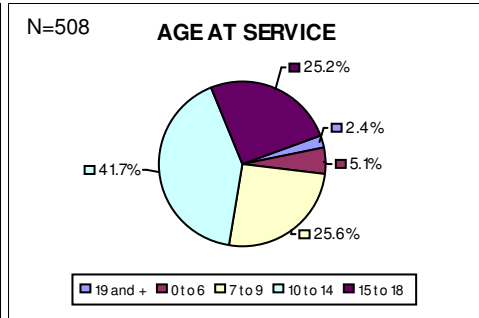
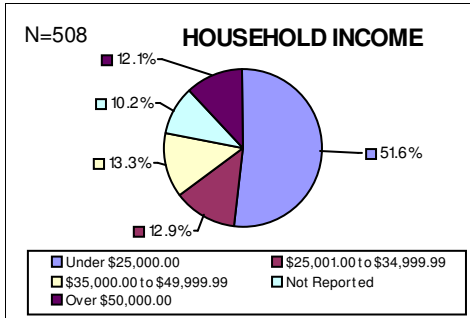
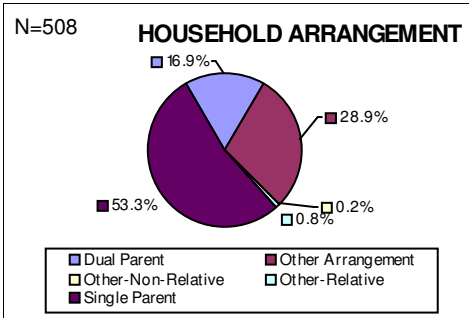
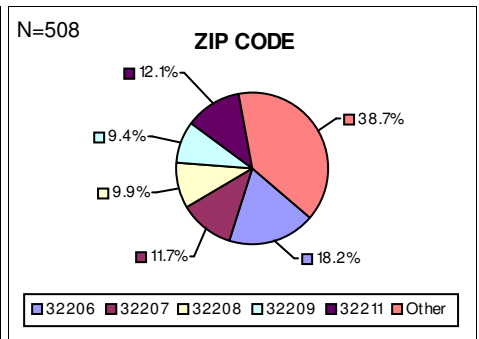
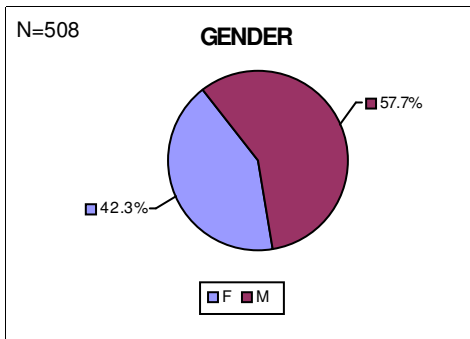
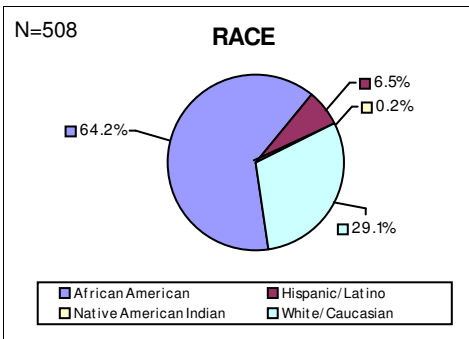
# Child Guidance Center, Full Service Schools Communities

## Program Type Service Class: Mental Health

**Total Program Budget:** \$717,040.00  
**Commission Allocation:** \$512,000.00  
**Percent Funded By Commission:** 71.4%  
**Total Number of Children Served:** 508



This program provides school-based mental health counseling and treatment to children attending targeted Full Service Schools. This program includes assessment, individual, group and family therapy, psychiatric evaluation and medication management. The purpose of the program is to decrease the symptoms of behavioral problems and mental illness and increase the child's ability to function in school, home and the community. Parent involvement is the crux of this program. Therapists consistently communicate with the parents and the teachers to share information and promote the completion of goals. This program fills the need in the community when the guidance counselor can no longer provide intervention and is located in the Andrew Jackson, Englewood, Paxon, Ribault and Terry Parker school areas.



## Analysis of Outcomes

### Objective

### Met Y/N Result

Objective	Met Y/N	Result
1) 85% of clients who complete treatment will improve their social/emotional functioning as evidenced by CFARS pre/post assessment	Y	100%
2) 85% of parents will indicate that the mental health services received were beneficial, via survey instruments	Y	100%
3) 85% of teacher or referral source will indicate that the mental health services received were beneficial, via survey instruments	Y	100%

# Child Guidance Center, Outpatient

## Program Type Service Class: Mental Health

**Total Program Budget:** \$550,915.00

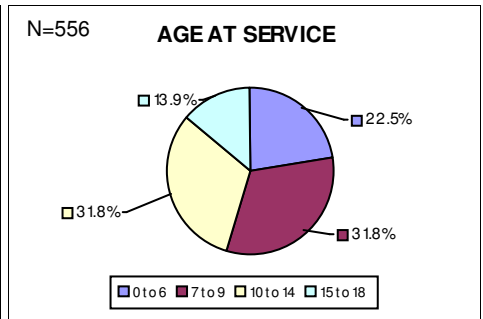
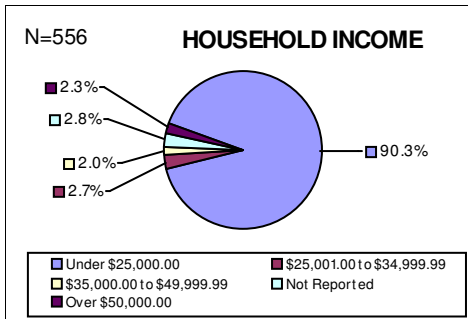
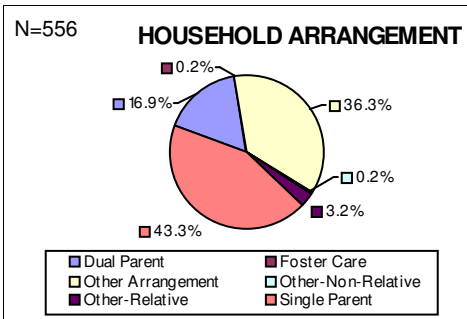
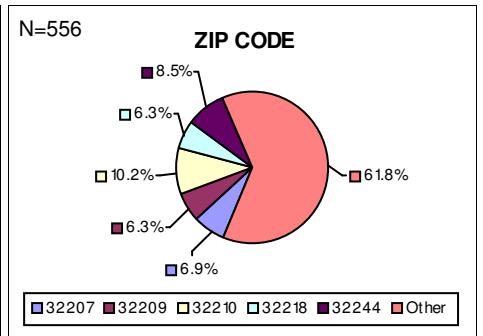
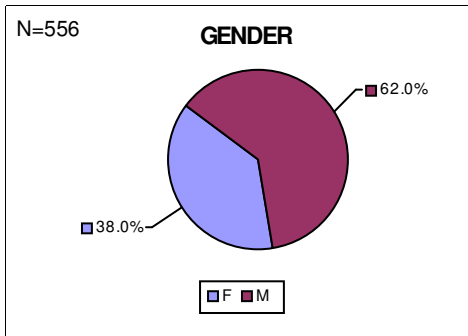
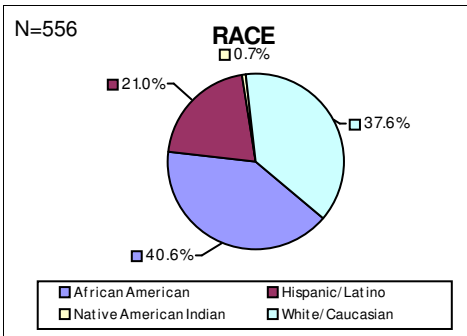
**Commission Allocation:** \$179,606.00

**Percent Funded By Commission:** 32.6%

**Total Number of Children Served:** 556



This program provides mental health counseling and treatment services for children ages 0-18 and their families. This program includes assessment, individual, group, behavioral and family therapy, psychiatric evaluation and medication management. The purpose of the program is to decrease the symptoms of behavioral problems and/or mental illness and increase the child's ability to function in school, home and the community. Parent involvement is the crux of this program. Therapists consistently communicate with the parents and the teachers to share information and promote the completion of goals. This program has four locations in Duval County: Southside, Arlington/Beaches, Northside, and Westside office locations.



## Analysis of Outcomes

### Objective

Objective	Met Y/N	Result
1) 90% of Parent satisfaction as measured by State of FL ADM survey for FY 10/11	Y	98%
2) Less than 30% of clients with a treatment plan will drop out of care prior to completion of treatment (FY 10/11)	Y	22.59%
3) 85% of all clients who complete treatment will improve their Children's Global Assessment Scale Score (CGAS) by 10 points FY 10/11	Y	90.98%

## ***daniel, Inc., Full Service Schools***

### **Program Type Service Class: Mental Health**

**Total Program Budget:** \$610,907.00

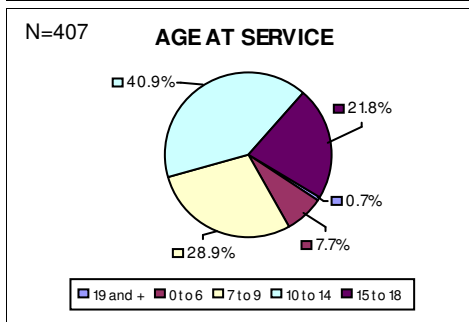
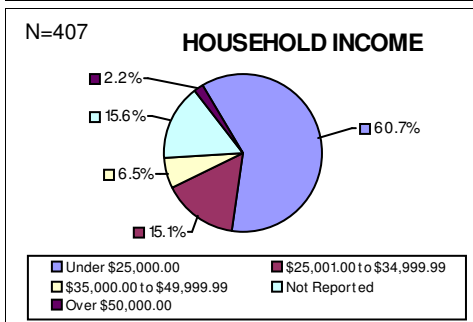
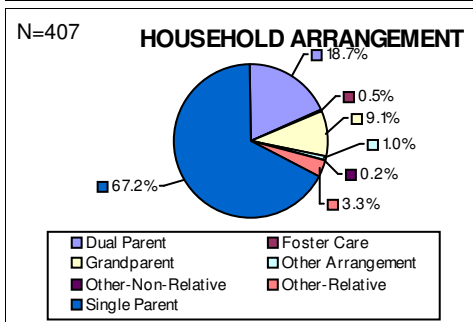
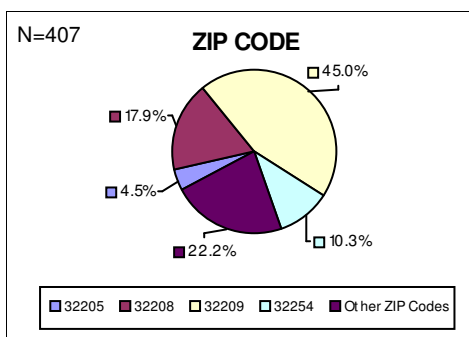
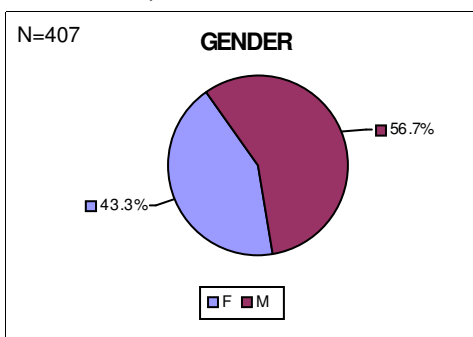
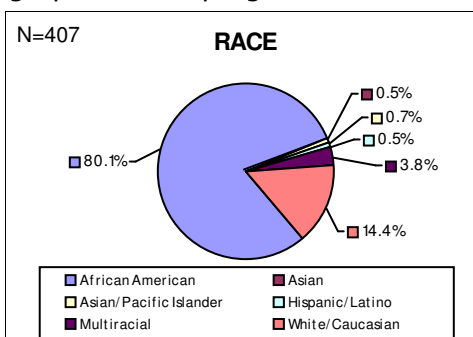
**Commission Allocation:** \$564,985.00

**Percent Funded By Commission** 92.5%

**Total Number of Children Served:** 407



This program provides school-based mental health counseling and treatment to children attending targeted Full Service Schools. Services includes assessment, individual, group, behavioral and family therapy, psychiatric evaluation and medication management. The purpose of the program is to decrease the symptoms of mental illness and increase the child's ability to function in school, home and the community. This program has a strong behavioral component and continues to be very responsive and flexible to the schools they serve. The therapeutics may include topics such as anger management, bullies, self esteem, etc. Case Managers are available for services for children at the schools they serve and for the children on the caseloads of the therapist or behaviorist. St. Clair Evans Academy has a behavioral program that has allowed the Paxon to track their behavior on a computer which is then graphed. This program is located in the Paxon, Beaches and Ribault school areas.



## ***Analysis of Outcomes***

### **Objective**

### **Met Y/N Result**

1) 85% of clients who complete treatment will improve their social/emotional functioning as evidenced by CFARS pre/post assessment	Y	88%
2) 85% of parents will indicate that the mental health services received were beneficial, via survey instruments	Y	100%
3) 85% of teacher or referral source will indicate that the mental health services received were beneficial, via survey instruments	Y	100%



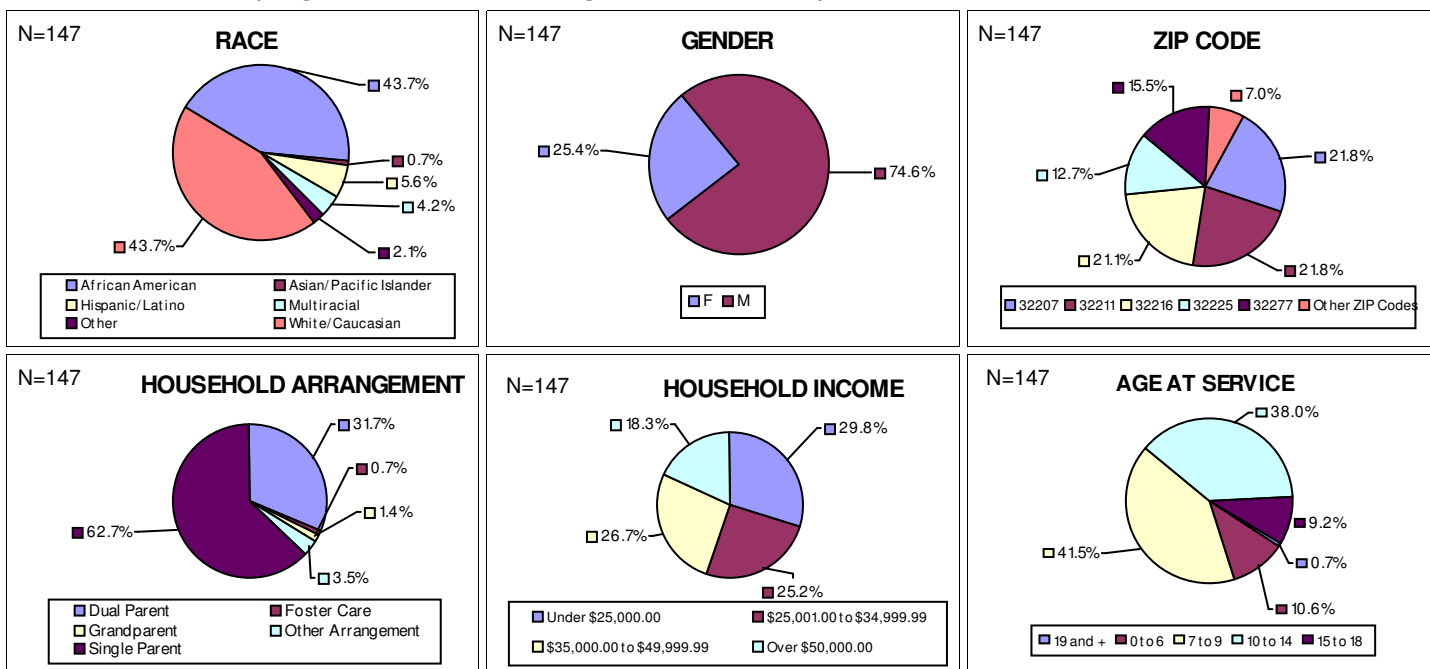
# Mental Health Resource Center, Inc., Full Service Schools

## Program Type Service Class: Mental Health

**Total Program Budget:** \$257,672.00  
**Commission Allocation:** \$222,708.00  
**Percent Funded By Commission:** 86.4%  
**Total Number of Children Served:** 147



This program provides school-based mental health counseling and treatment to children attending targeted Full Service Schools. Service includes assessment, individual, group, behavioral and family therapy, psychiatric evaluation and medication management. The purpose of the program is to decrease the symptoms of behavioral problems and/or mental illness and increase the child's ability to function in school, home and the community. This program treats children with a mental health diagnosis and those that have severe psychosocial factors that have been interfering with their functioning at school or at home. Several of the children have later been diagnosed with a mental illness which may not have been apparent at the start of services. This program has been flexible to the needs of the children, schools and families. This program is located in Englewood and Terry Parker School areas.



## Analysis of Outcomes Objective

Objective	Met Y/N	Result
1) 85% of clients who complete treatment will improve their social/emotional functioning as evidenced by CFARS pre/post assessment	Y	88%
2) 85% of parents will indicate that the mental health services received were beneficial, via survey instruments	Y	100%
3) 85% of teacher or referral source will indicate that the mental health services received were beneficial, via survey instruments	Y	92%

# NW Behavioral Services, Children's Mental Health

## Program Type Service Class: Mental Health

**Total Program Budget:** \$472,699.00

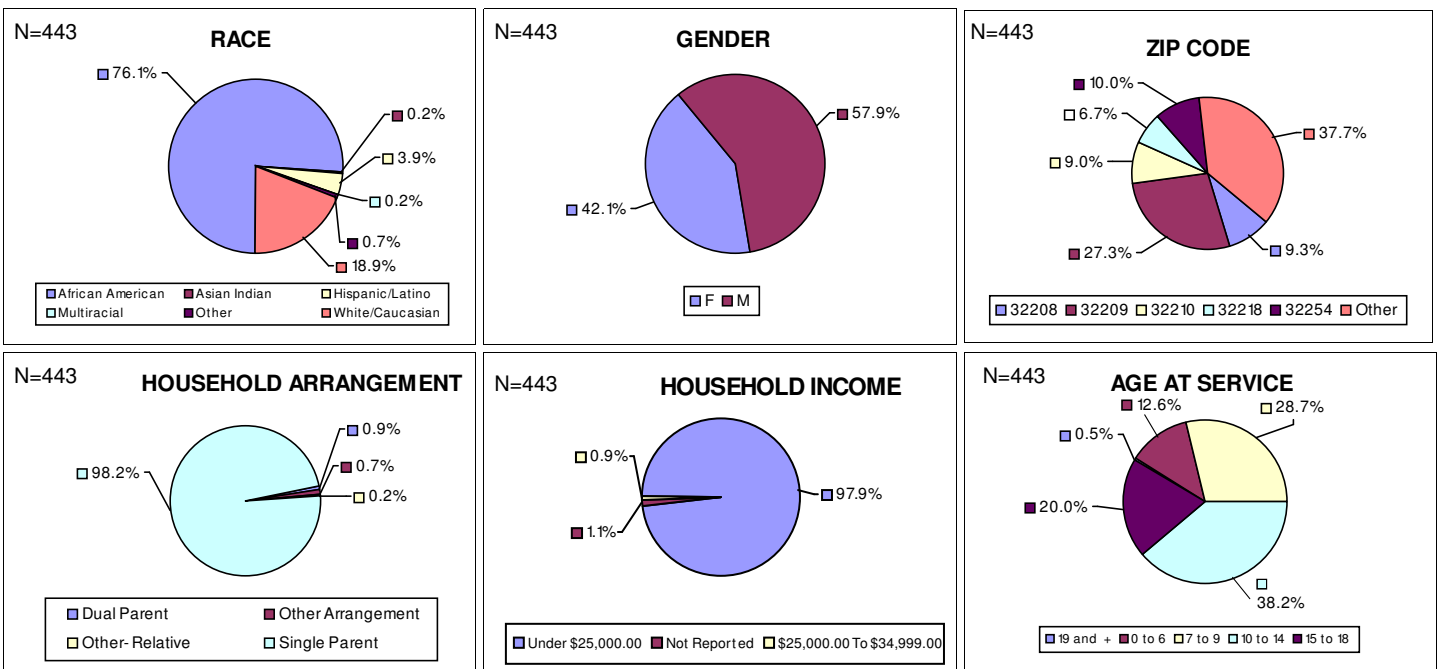
**Commission Allocation:** \$97,493.00

**Percent Funded By Commission:** 20.6%

**Total Number of Children Served:** 443



This program provides mental health and behavioral counseling and treatment services for children ages 3-18 and their families. This includes assessment, individual, group and family therapy, psychiatric evaluation and medication management. The purpose of the program is to decrease the symptoms of behavioral problems and mental illness and increase the child's ability to function in school, home and the community. The program provides activities for the families other than therapy services including a picnic in the summer and a parent celebration. This program mainly serves families in the Northwest area of Duval County.



## Analysis of Outcomes

### Objective

	Met Y/N	Result
1) 85% of clients enrolled in the program complete treatment and do not drop out of services	N	50%
2) 85% of clients will improve functioning as evidenced by increase CGAS by 10 points or more.	N	66%
3) 85% of clients completing treatment do not require services for same diagnosis within a 12 month period.	Y	97%
4) 85% of clients show improvement as evidenced by parent survey	Y	95%

## NW Behavioral Services, FSS - Behavioral (Englewood)

### Program Type Service Class: Mental Health

**Total Program Budget:** \$47,663.00

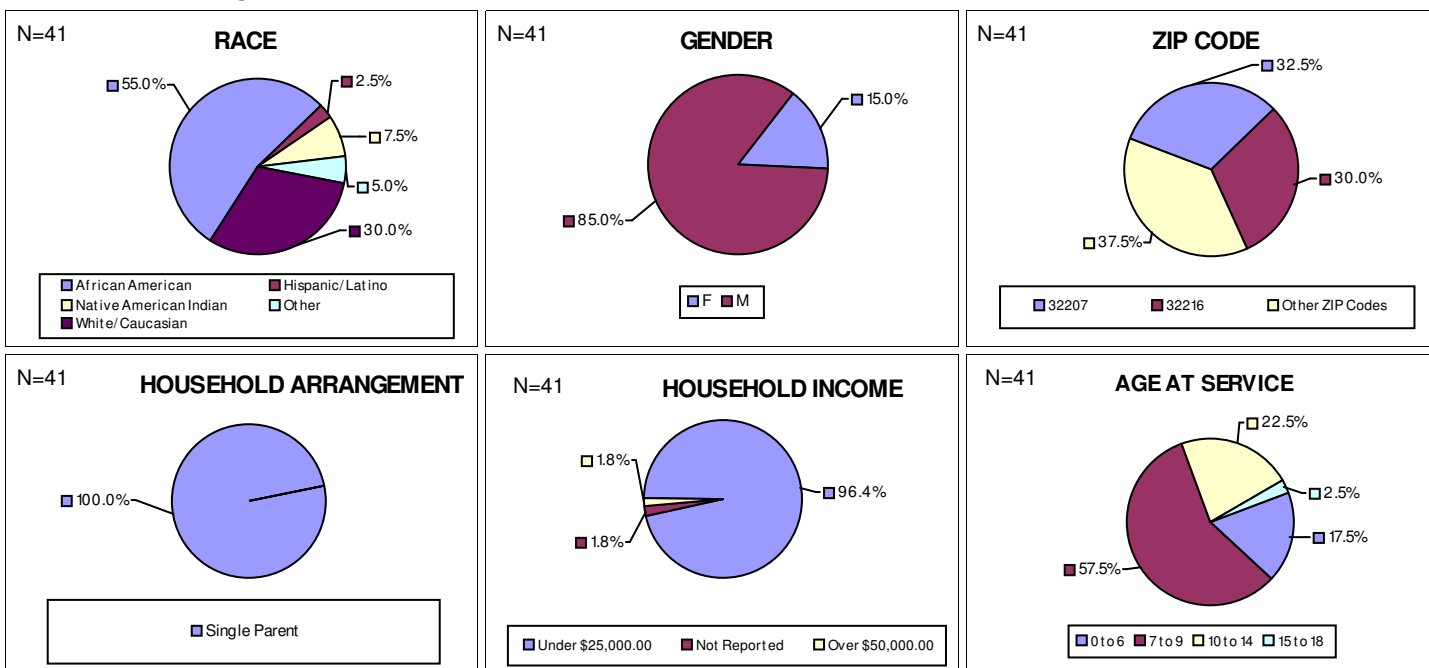
**Commission Allocation:** \$45,000.00

**Percent Funded By Commission:** 94.4%

**Total Number of Children Served:** 41



This program provides behavioral services to children attending targeted Full Service Schools. The purpose of the program is to decrease the symptoms of behavioral problems and mental illness and increase the child's ability to function in school, home and the community. This program is unique in that it is providing behavioral groups for children in three elementary schools as well as serving children individually in behavioral counseling. The children are referred by the teachers or guidance counselor and it is not a requirement for the children to have a mental health diagnosis. The curriculum has three themes to the six week groups; self-esteem, anger management and social skills. This program is located in the Englewood school areas.



## Analysis of Outcomes

### Objective

**Met Y/N Result**

Objective	Met Y/N	Result
1) 85% of clients who complete treatment will improve their social/emotional functioning as evidenced by CFARS pre/post assessment	Y	100%
2) 85% of parents will indicate that the mental health services received were beneficial, via survey instruments	Y	100%
3) 85% of teacher or referral source will indicate that the mental health services received were beneficial, via survey instruments	Y	95%

## **#7 Mentoring Programs/Services**

# BIGS, BIGS In School

## Program Type Service Class: Mentoring

**Total Program Budget:** \$185,134.00

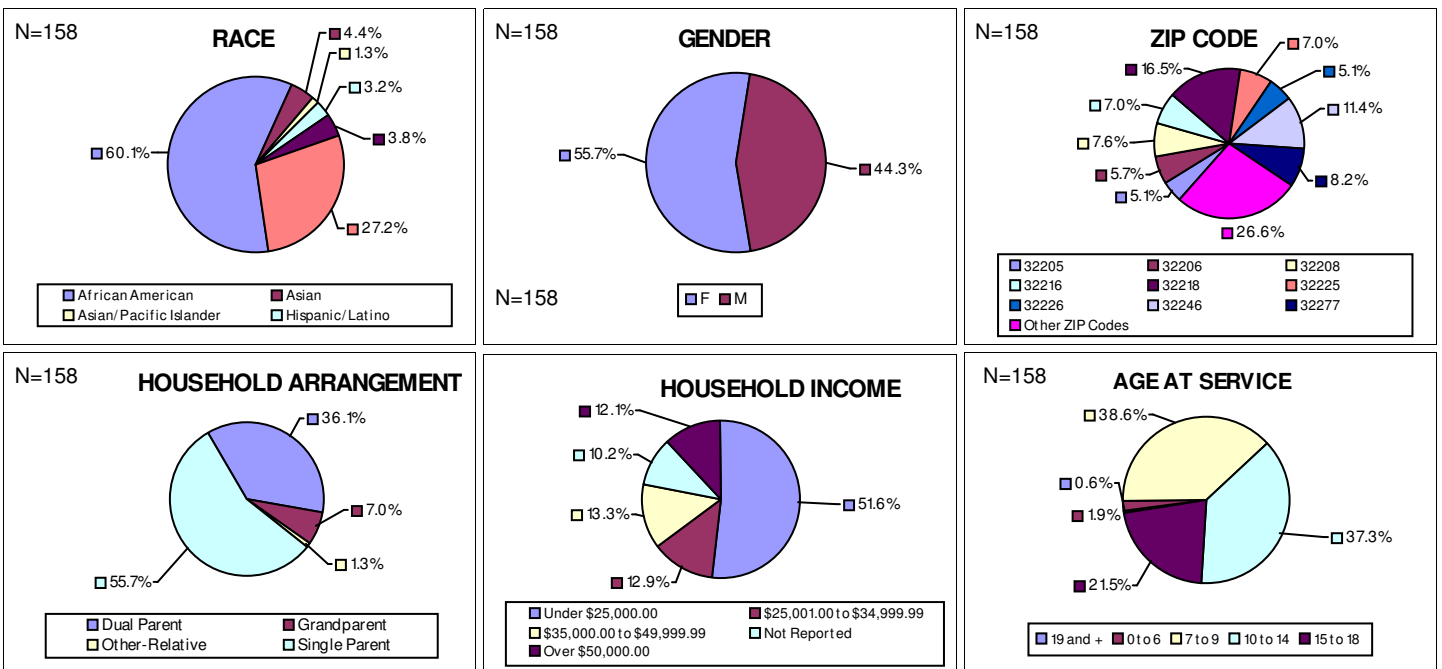
**Commission Allocation:** \$95,980.00

**Percent Funded By Commission:** 51.8%

**Total Number of Children Served:** 158



The BIGS in Schools Mentoring Program provides long term, one - to - one mentoring to youth in targeted schools who have been identified as "at risk" for academic failure by school officials. School officials refer students for deficiencies in academic performance, study skills, school behavior or social skills. Youth meet with their mentor one hour each week in the school setting for the duration of the school year. Students who are identified may participate in this program until they complete high school; if they are promoted and attend school outside of the Bigs in Schools service area they may move on to other Big Brothers Big Sisters programming options.



## Analysis of Outcomes

### Objective

	Met Y/N	Result
1) 150 at-risk students referred to the program will be matched with a mentor	Y	101%
2) 95% of all youth matched for at least 6 months will demonstrate improvement in school and/or behavior performance. Data Source: As indicated by the volunteer or teacher/report card on the BBBS outcome-based evaluations.	Y	100%
3) 95% of the youth matched for at least one semester during FY2010-2011 will be promoted to the next grade level at the end of the school year.	Y	95%
4) Program will maintain 90% of projected number of children served.	Y	104%

# Big Brothers Big Sisters, West Jacksonville & Arlington Mentoring Program

## Program Type Service Class: Mentoring

**Total Program Budget:** \$212,160.00

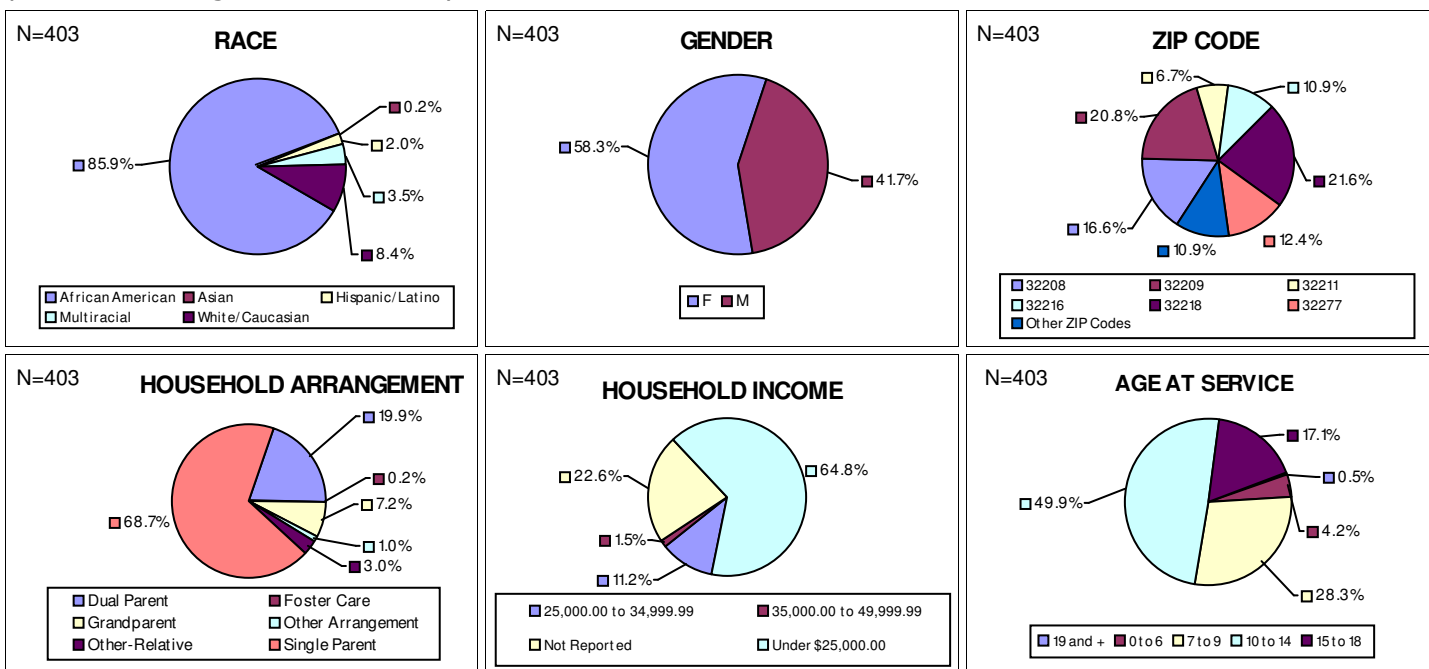
**Commission Allocation:** \$188,618.00

**Percent Funded By Commission:** 88.9%

**Total Number of Children Served:** 403



The Seeds of Change Mentoring Initiative operates in both schools and communities in the designated Seeds of Change neighborhoods in Northwest Jacksonville and Historic Arlington. Students in grades K - 12 are matched with volunteers from businesses, universities, and faith-based organizations. This program seeks to create a minimum of 400 new, one-on-one mentoring relationships. A Match Support Specialist is assigned to a neighborhood school to identify students who are at risk of academic failure due to poor performance, truancy, and/or emotional problems. Mentoring services take place one hour per week throughout the school year.



## Analysis of Outcomes

### Objective

	Met Y/N	Result
1) 85% of youth will improve in behavior (report cards, referrals, supervision).	Y	94%
2) 85% of all youth will improve attendance (report cards).	Y	96%
3) 90% of youth will be promoted to the next grade level.	Y	94%
4) Program will maintain 90% of projected number of children served.	Y	100%

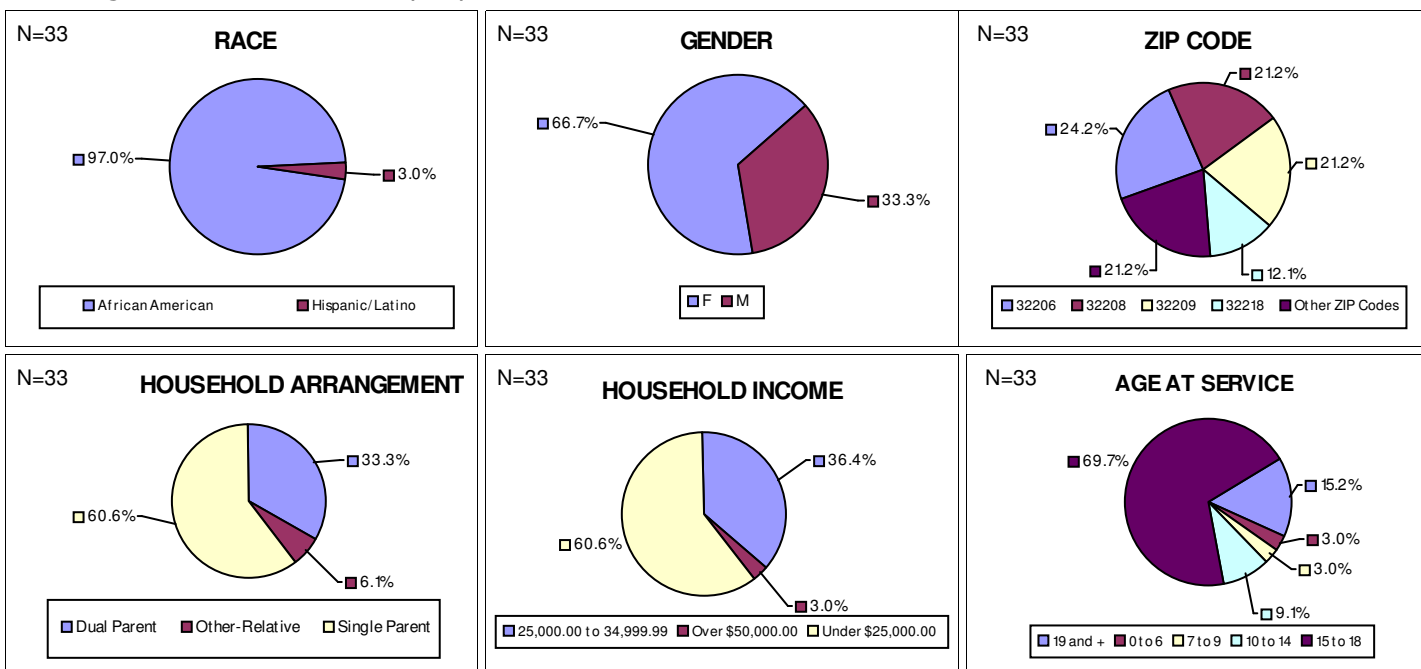
## Bridge of NE Florida, Tipping the Scales

### Program Type Service Class: Mentoring

**Total Program Budget:** \$60,000.00  
**Commission Allocation:** \$60,000.00  
**Percent Funded By Commission:** 100.0%  
**Total Number of Children Served:** 33



This is a unique corporate mentoring partnership between The Bridge of Northeast Florida and Shands Jacksonville Hospital. Designated employees of Shands mentor 33 participants who must be in grades 9-12. The mentoring takes place on site at Shands, thus, exposing the students to the healthcare industry and the world of work. Eligible students, 16 years or older are provided with summer employment at Shands. This innovated approach allows students to become more involved with career choices, while teaching them valuable work/people skills.



## Analysis of Outcomes

### Objective

	Met Y/N	Result
1) 100% of mentors will be screened and receive volunteer training.	Y	100%
2) 80% of the youth who complete the entire program by attending at least 75% of the main components will not dropout of high school.	Y	80%
3) 80% of youth attending at least 75% of the 3 main componentets who have less than a 2.0 GPA prior to entering the program, will increase their GPA.	Y	80%
4) Program will maintain 90% of projected number of children served.	Y	123%

# Communities In Schools, Take Stock in Children

## Program Type Service Class: Scholarship

**Total Program Budget:** \$1,410,852.00

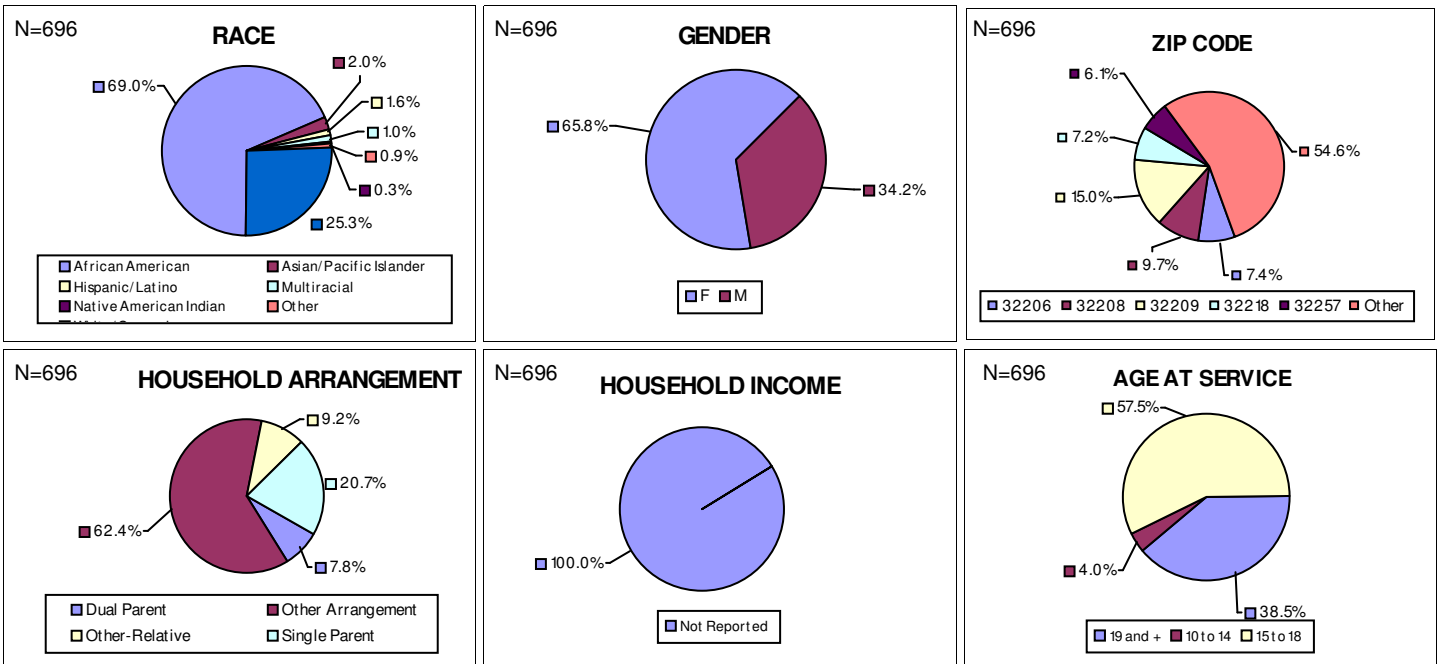
**Commission Allocation:** \$238,184.00

**Percent Funded By Commission:** 16.9%

**Total Number of Children Served:** 696



Take Stock is an innovative, effective mentoring program that provides low-income, at-risk students the opportunity to be matched with a caring and supportive adult mentor. In addition to being matched with supportive adult mentors, students receive a full four-year, college scholarship based on their "performance contract". Program matches are created to last throughout the students school years (6th through 12th grades) - until the student graduates. Take Stock provides low income children access to higher education and enhances their career opportunities as adults. This is a model program.



## Analysis of Outcomes

### Objective

Objective	Met Y/N	Result
1) 90% of children enrolled in the Take Stock program will be assigned a trained mentor upon their official entry	Y	100%
2) 90% of Children's Commission sponsored Take Stock In Children scholars will be promoted to the next grade level	Y	96%
3) 95% of Children's Commission sponsored students enrolled in the Take Stock in Children program will successfully maintain their eligibility for the awarded scholarship.	Y	98%
4) 90% of Seniors will graduate and have their Florida PrePaid Scholarships activated for enrollment for college.	Y	90%



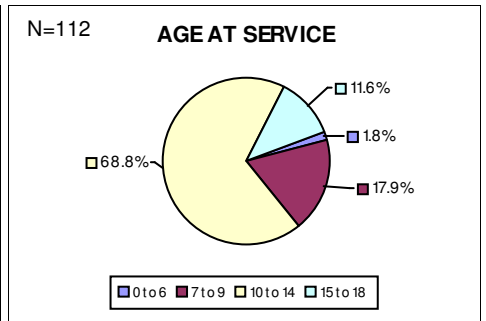
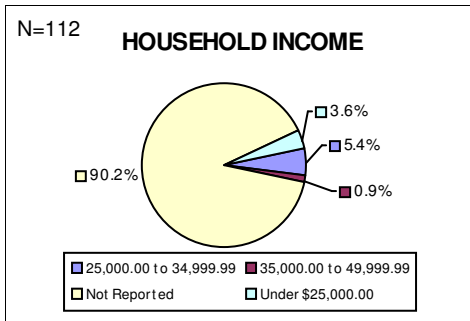
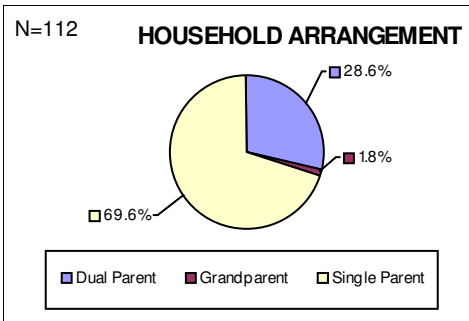
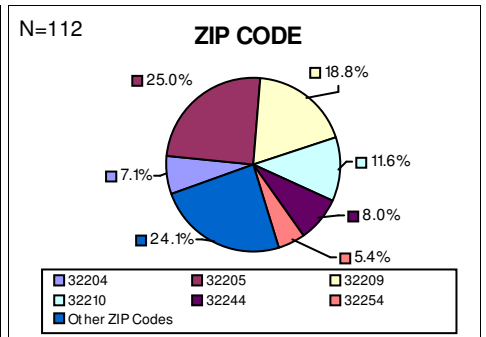
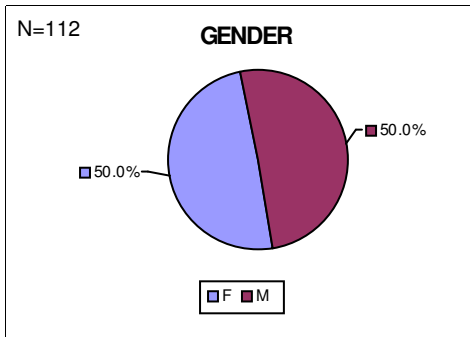
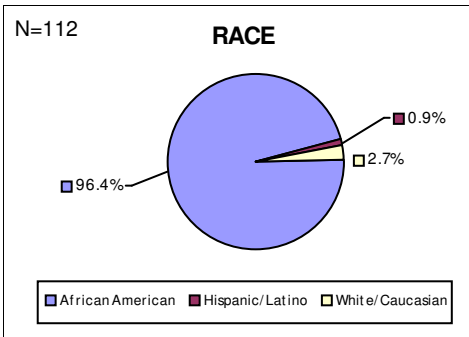
# Wayman Development Corporation, Yes You! Mentoring

## Program Type Service Class: Mentoring

**Total Program Budget:** \$60,000.00  
**Commission Allocation:** \$60,000.00  
**Percent Funded By Commission:** 100.0%  
**Total Number of Children Served:** 112



Yes You! Mentoring is designed to provide early intervention and prevention services by matching 100 at risk youth with 100 adult role models/mentors. Eligible students are from 6 to 16 years old. Volunteers are screened and trained to provide a nurturing relationship that will encourage youth development. The program provides academic enrichment, life management/leadership skills, cultural enrichment, and recreational activities for youth.



## Analysis of Outcomes

### Objective

Objective	Met Y/N	Result
1) 85% will be promoted to the next grade level	Y	98%
2) 100 of all parents of matched youth will receive acceptance letters and a case plan	Y	100%
3) 85% will improve their attendance and will have less than 21 days of absence	Y	98%
4) Program will maintain 90% of projected number of children served.	Y	100%

# **#8 Special Needs Programs**

## DLC Nurse & Learn, Inc., Extended Care

### Program Type Service Class: Special Needs

**Total Program Budget:** \$406,288.00

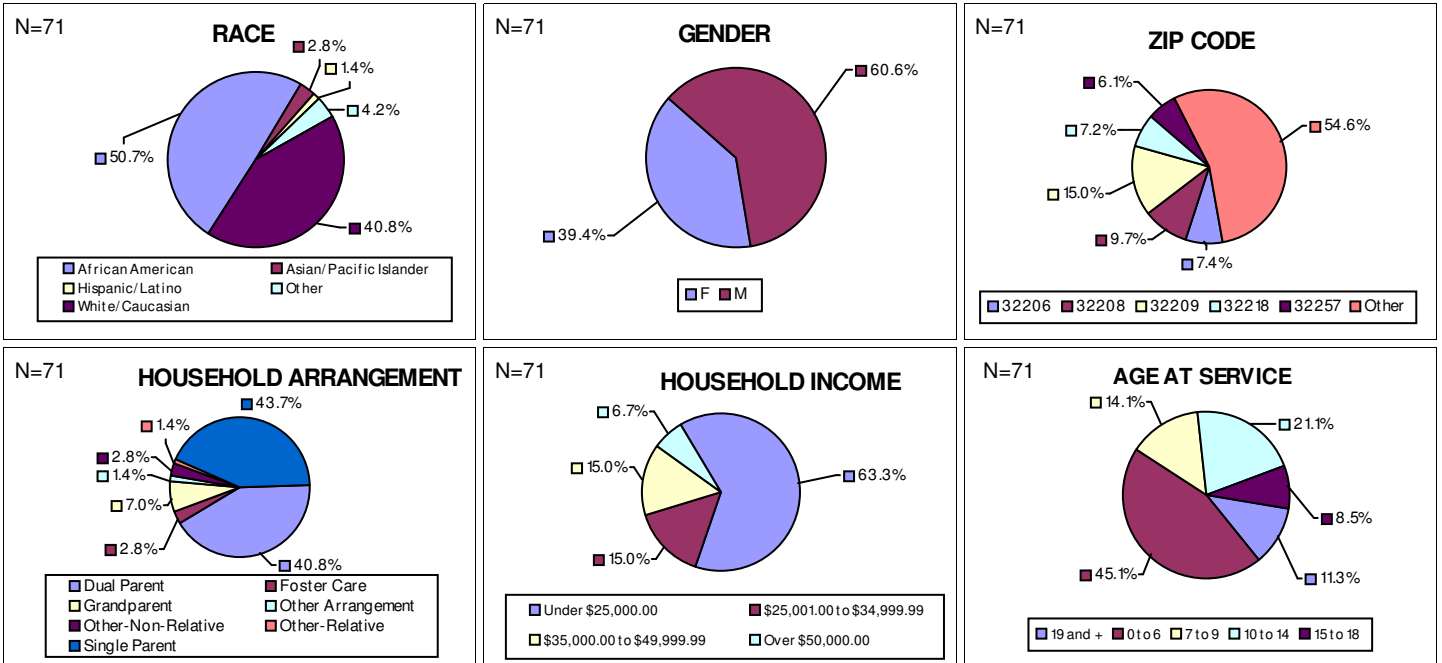
**Commission Allocation:** \$304,588.00

**Percent Funded By Commission:** 75.0%

**Total Number of Children Served:** 71



This program is for children ages 3 to 22 years with disabilities that prevent them from attending a typical day care program. Activities include crafts, games, music and outdoor play along with therapies, nursing care, personal grooming and time for skill practice. Physical, Occupational and Speech therapy are given as needed and if recommended by the child's doctor. Normalized activities geared toward each child's skill level help them achieve their full potential and are charted on a daily basis.



## Analysis of Outcomes

### Objective

Objective	Met Y/N	Result
1) 75% of students served showed measurable progress in developmental / adaptive skill areas as described in their EIP based goals	Y	85%
2) 75% of students will show measurable improvement in self help/adaptive functioning (as revealed in progress notes)parent satisfaction of DLC program	Y	91%
3) 90% of parents will report that their children are benefiting from services provided, as evidenced by parent survey	Y	100%

Included Summer camp Funds

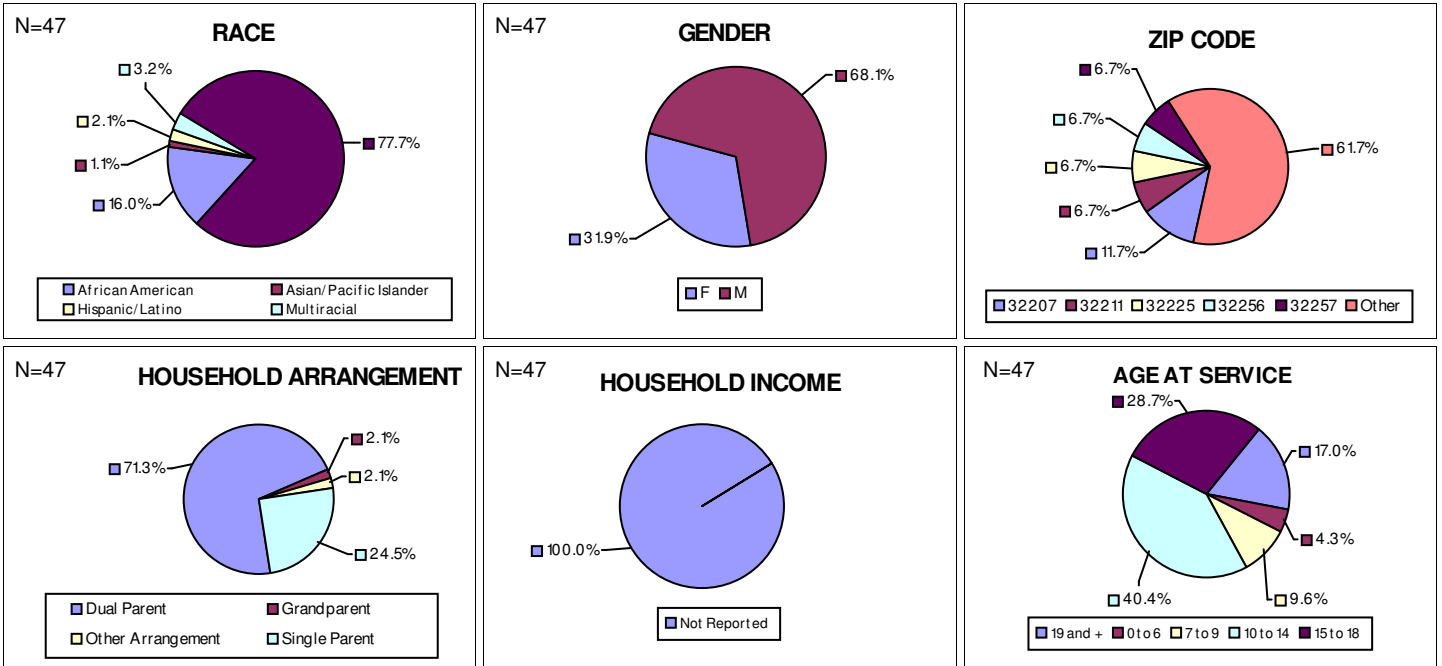
# Hope Haven, Inc., BASICS

## Program Type Service Class: Special Needs

**Total Program Budget:** \$241,011.00  
**Commission Allocation:** \$120,000.00  
**Percent Funded By Commission:** 49.8%  
**Total Number of Children Served:** 47



The BASICS program is designed to provide an after-school enrichment setting for school-aged youth with physical and/or developmental disabilities. The curriculum focuses on educational and recreational activities to improve academics and improve independent living skills. Participating youth may have Down syndrome, autism or other developmental/physical challenges that impact brain function.



## Analysis of Outcomes

### Objective

Objective	Met Y/N	Result
1) 90% of after school participants will maintain or improve their performance in functional academics during the school year	Y	92%
2) 90% of Basics graduates who have participated for at least one year will be able to successfully transition to an independent living employment services/training program, sheltered workshop, or other community inclusion program	Y	100%
3) 90% of after school participants will maintain or improve their performance in activities of daily living during the school year	Y	93%
4) 90% of after school participants will maintain or improve their performance in health and hygiene during the school year.	Y	91%

## New Heights of N.E. FL, Respite Care/Children's Services

### Program Type Service Class: Special Needs

**Total Program Budget:** \$638,001.00

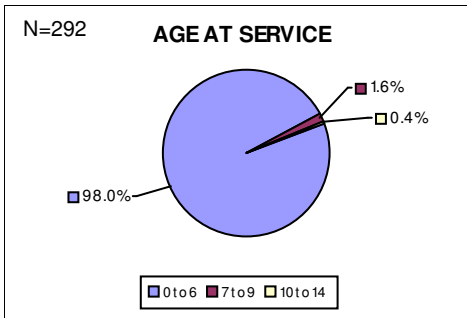
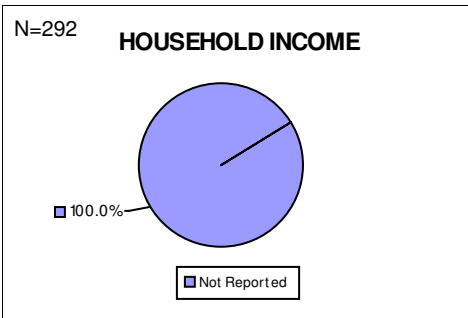
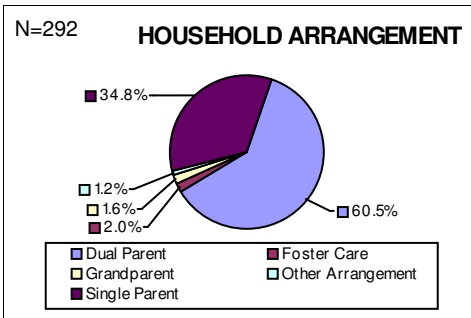
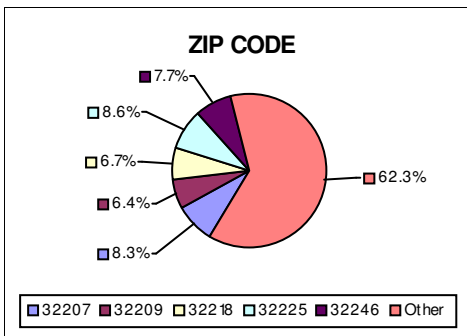
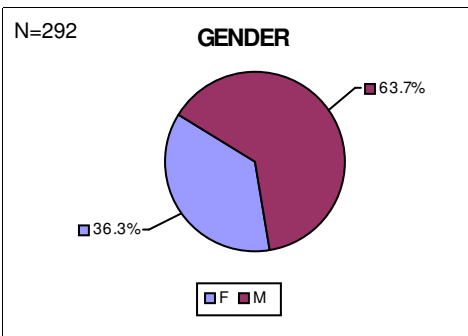
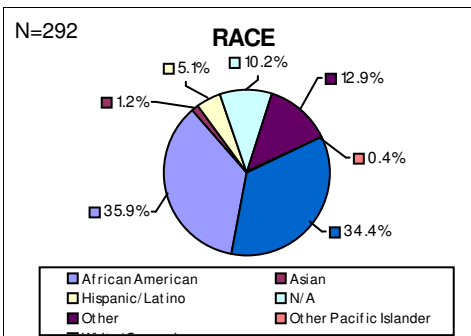
**Commission Allocation:** \$120,099.00

**Percent Funded By Commission:** 18.8%

**Total Number of Children Served:** 292



This Program Works with children ages birth to five who have special needs due to conditions such as Downs Syndrome, Cerebral Palsy, Hydrocephalus, and/or Seizure Disorders. Children served may have physical, as well as mental disabilities. The program offers a community based inclusive early intervention program to children and their families in the home or at the child's day care facility. Part of the overall service provided is to help the family understand the unique development of their child and provide them with needed therapies and support.



## Analysis of Outcomes

### Objective

Objective	Met Y/N	Result
1) 80% of children will show measurable progress in comprehension and cognitive learning through planned development session, as documented by case notes.	Y	97%
2) 80% of participants enrolled in the respite program who have funding and who request services will be served	Y	100%
3) 80% of children will show measurable progress in strength and movement (gross motor function) by the end of funding 6/30/11	Y	98%

# **#9 Teen Pregnancy Prevention Program**

# Bridge of NE Florida, Bridge Connection

## Program Type Service Class: Teen Pregnancy Intervention

**Total Program Budget:** \$250,000.00

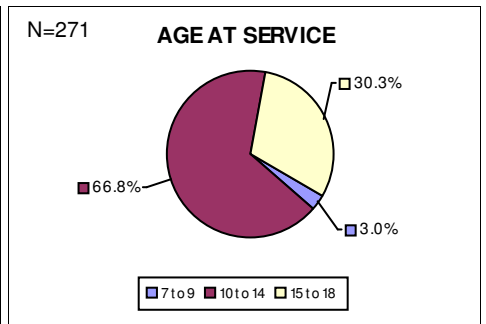
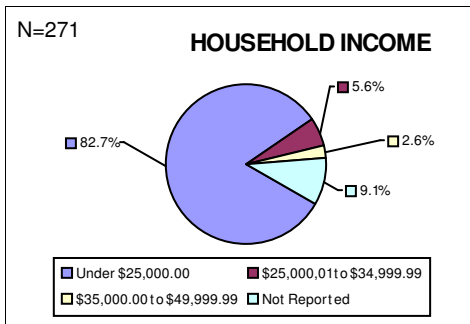
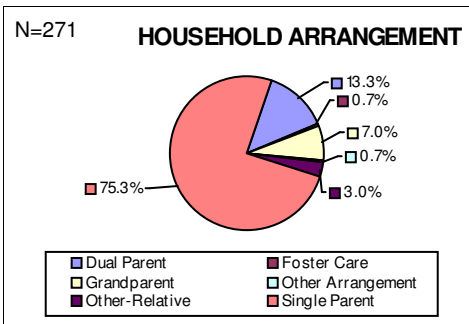
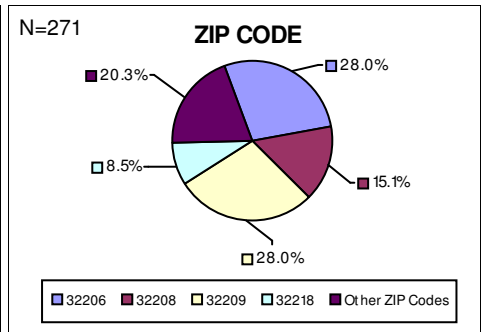
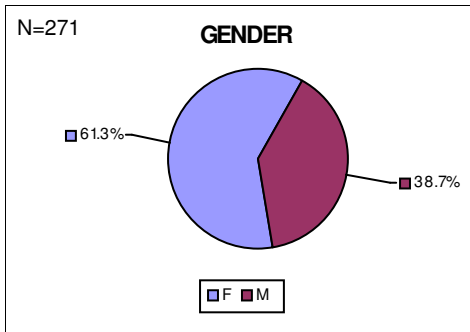
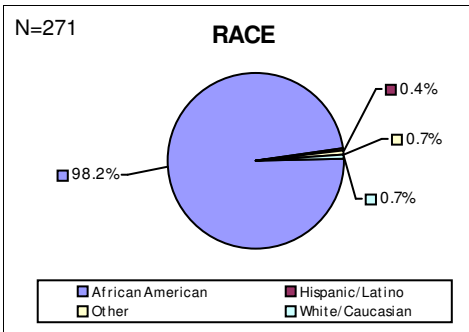
**Commission Allocation:** \$250,000.00

**Percent Funded By Commission:** 100.0%

**Total Number of Children Served:** 271



This is a teen pregnancy prevention program providing intensive case management to youth ages 10 - 14 years old. Services include home visits and strategies to engage families and assist youth in need of support, transportation, medical appointments, tutoring, and positive activities. This program targets at risk - low income youth and families and networks with DCPS.



## Analysis of Outcomes

### Objective

Objective	Met Y/N	Result
1) 85% of active students will be promoted to the next grade level	Y	97%
2) 100% of students will not become teenage parents	Y	100%
3) 90% of projected children will be served	Y	123%

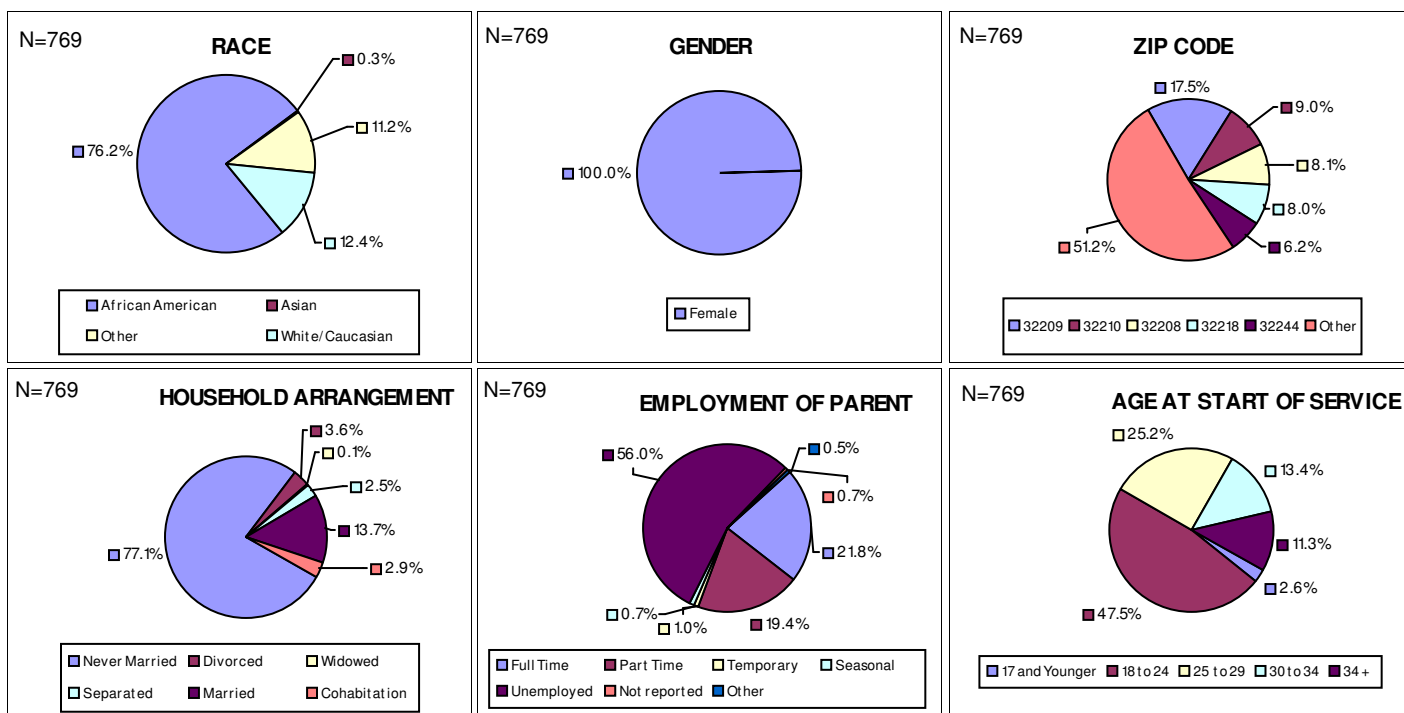
# **#10 Healthy Families Map / Profile**



## Profile of All Healthy Families Programs for FY 2010-2011 \*



During FY 2010-11 the Healthy Families Jacksonville program provided services to 769 parents with young children who were living in Duval County, Florida. Healthy Families Jacksonville received \$707,200 from the State of Florida, Ounce of Prevention Fund. The Jacksonville Children’s Commission matches the Healthy Family Florida dollars with an additional \$1,300,025 in city funding, for a total funding amount of \$2,007,228. These dollars support two programs with sites scattered throughout the city. The demographic charts below reveal most of the clients were single, young, minority females who had dropped out of high school and were living in the Urban Core area. For example, 76 percent of the clients were African American; 100 percent were females; 78 percent had never been married and 50 percent were under the age of 24. Over 48.8 percent of the participants lived in 32209, 32210, 32208 32218 and 32205.



\*These statistics and demographics are specific to the children and families served via the Healthy Families program and do not represent the tens of thousands of other children and families benefiting from child care subsidies dollars, early literacy programs or family literacy initiatives, family services, developmental screening of infants and toddlers and/or inclusion services. Healthy Families is under the auspices of the Grant Administration, Evaluation and Research Department.

# **#11 Healthy Families Programs**

# Healthy Families, Bridge of N.E. Florida

## Program Type Service Class:

**Total Program Budget:** \$713,386.00

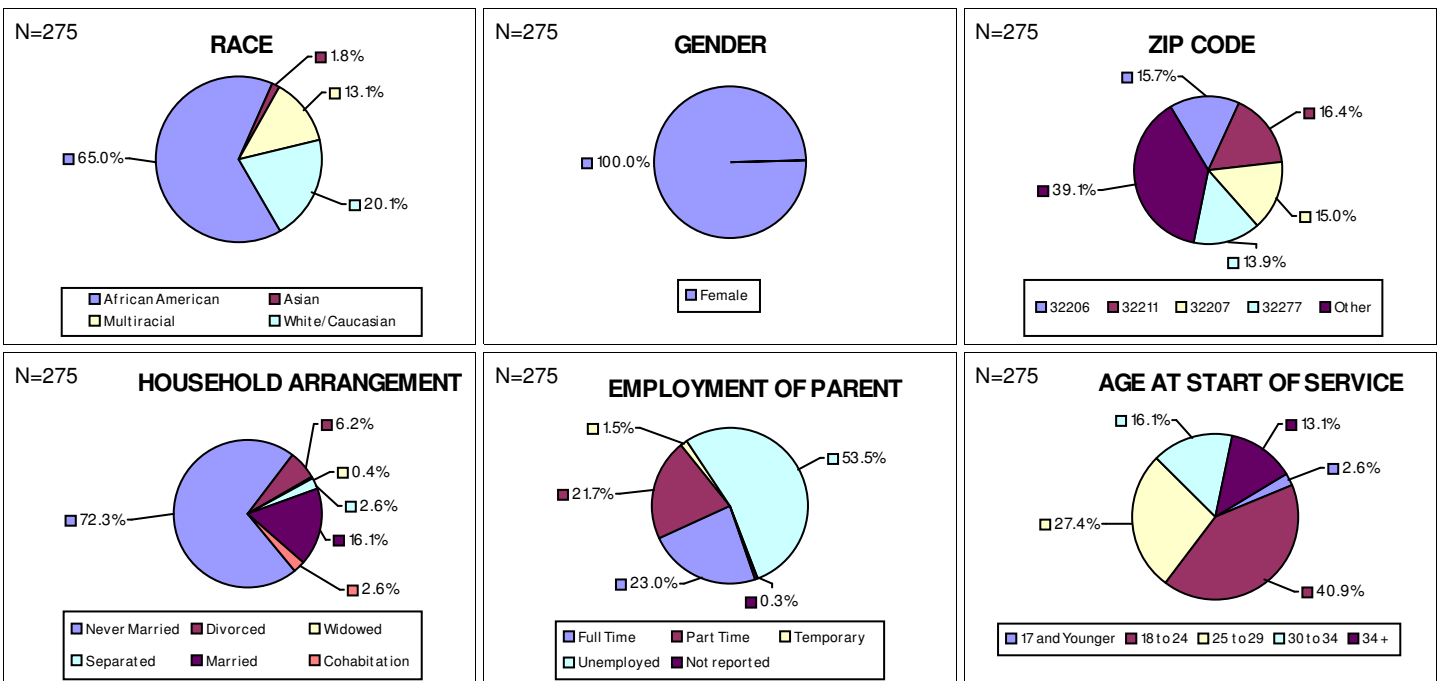
**Commission Allocation:** \$507,011.00

**Percent Funded By The Commission:** 71.1%

**Total Number of Families Served :** 275



Healthy Families Jacksonville provides home visitation services to our most at-risk families and is funded by the Jacksonville Children's Commission, as well as Ounce of Prevention / Healthy Families Florida. The program goals of Healthy Families Jacksonville / Florida are: prevent the incidence of child abuse and neglect, enhance parents' ability to create stable and nurturing home environments, promote child health and development, increase parents' ability to develop positive parent-child relationships, ensure that families' social and medical needs are met, and ensure families are satisfied with project services. Referrals to the Healthy Families Jacksonville Program are received through the use of the Universal Healthy Start Prenatal and Postnatal Risk Screen. Self referrals are also accepted. Home visitation is voluntary and free of charge.



## Analysis of Outcomes

### Objective

Objective	Met Y/N	Result
1) 95 percent of all children in families who complete the program will have no findings of "indicated" or "verified" child maltreatment during the 12 months following completion.	Y	100%
2) At least 80 percent of enrolled mothers will not have a subsequent pregnancy within two years.	Y	97%
3) At least 85 percent of the target children will be up to date immunizations and well-baby checkups at 24 months of age.	Y	86%

# Healthy Families, Community Connections

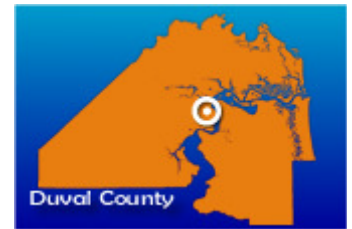
## Program Type Service Class:

**Total Program Budget:** \$1,102,580.00

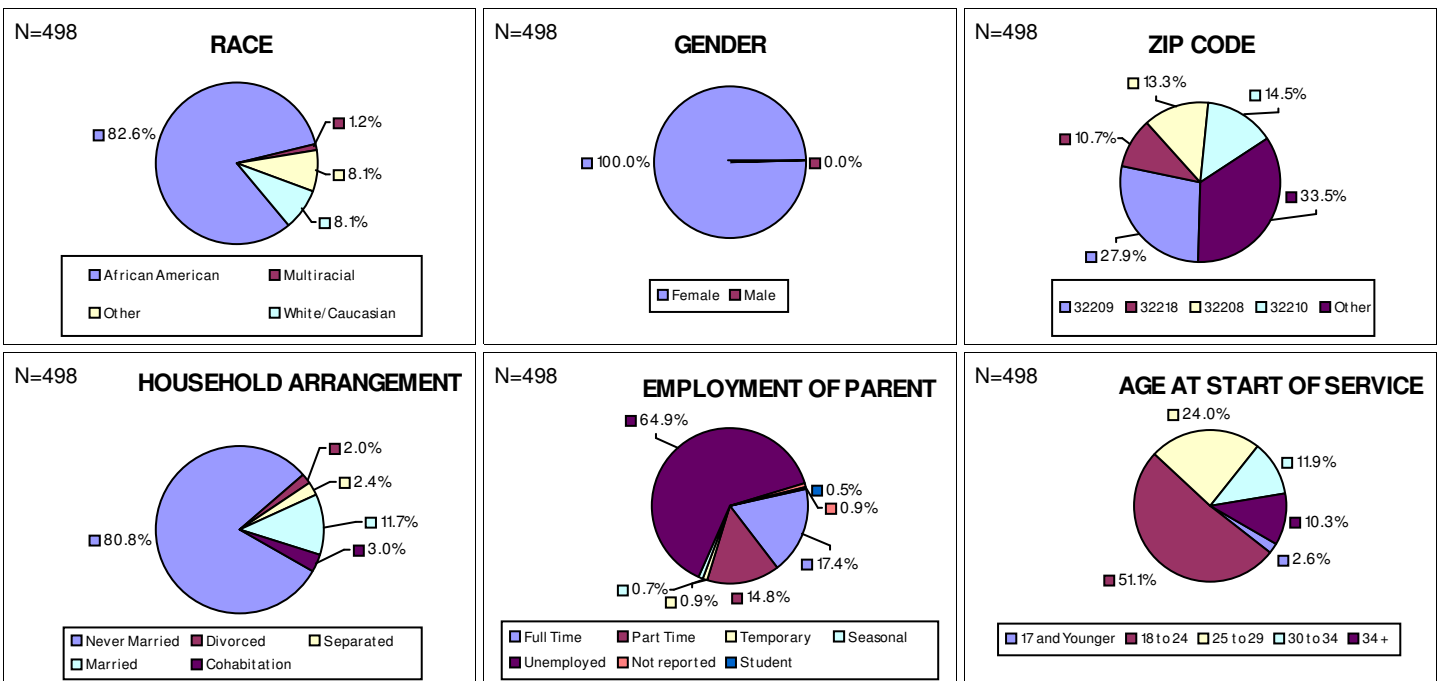
**Commission Allocation:** \$793,017.00

**Percent Funded By The Commission:** 71.9%

**Total Number of Families Served:** 498



Healthy Families Jacksonville provides home visitation services to our most at-risk families and is funded by the Jacksonville Children's Commission, as well as Ounce of Prevention / Healthy Families Florida. The program goals of Healthy Families Jacksonville / Florida are: prevent the incidence of child abuse and neglect, enhance parents' ability to create stable and nurturing home environments, promote child health and development, increase parents' ability to develop positive parent-child relationships, ensure that families' social and medical needs are met, and ensure families are satisfied with project services. Referrals to the Healthy Families Jacksonville Program are received through the use of the Universal Healthy Start Prenatal and Postnatal Risk Screen. Self referrals are also accepted. Home visitation is voluntary and free of charge.



## Analysis of Outcomes

### Objective

Objective	Met Y/N	Result
1) 95 percent of all children in families who complete the program will have no findings of "indicated" or verified" child maltreatment during the 12 months following completion.	Y	100%
2) At least 80 percent of enrolled mothers will not have a subsequent pregnancy within two years.	Y	96%
3) At least 85 percent of the target children will be up to date immunizations and well-baby checkups at 24 months of age.	Y	92%

# **#12 Homeless Outreach Programs**

# Communities In Schools, Case Management Homeless Children Program Type Service Class: Homeless

**Total Program Budget:** \$50,000.00

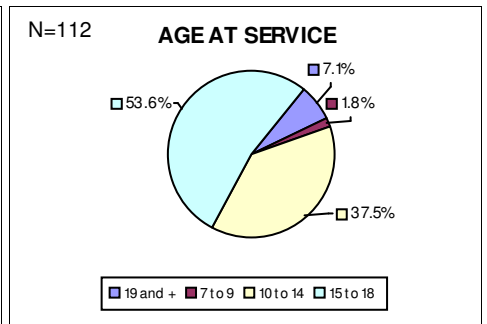
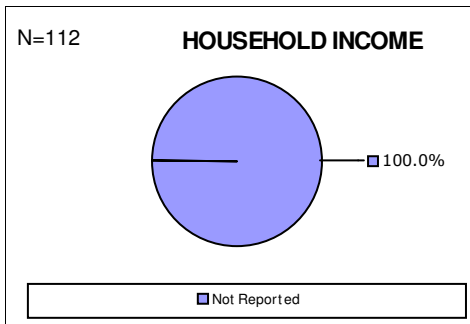
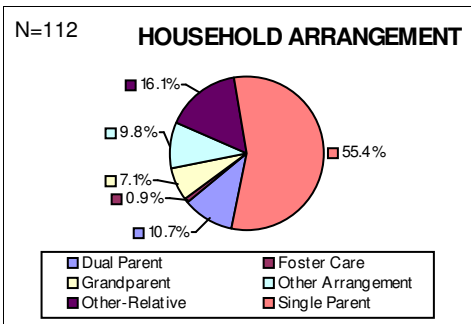
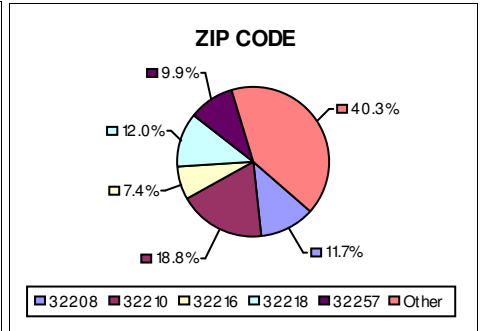
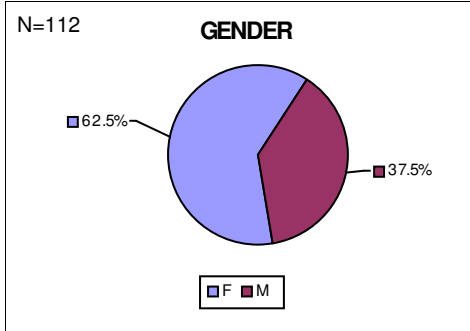
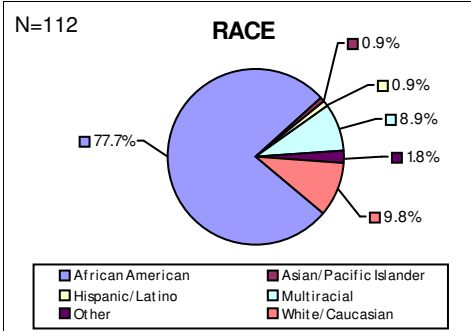
**Commission Allocation:** \$50,000.00

**Percent Funded By Commission:** 100.0%

**Total Number of Children Served:** 112



Operation GEM (Growing through Enrichment and Mentoring) provides case management and mentoring services to local elementary, middle and high school students who are homeless. In addition, CIS provides mentors and scholarships to the students, when appropriate and available.



## Analysis of Outcomes

### Objective

Objective	Met Y/N	Result
1) 90% of students promoted to the next grade level.	Y	90%
2) 90% of students maintaining satisfactory attendance in school.	N	85%
3) 100% of students will receive monthly monitoring by a Student Advocate case manager to monitor academic performance and assist with social and family needs.	Y	100%
4) 90% of projected number of children will be served.	Y	102%

# ***I.M. Sulzbacher Center, Early Childhood Development***

## **Program Type Service Class: Homeless**

**Total Program Budget:** \$44,360.00

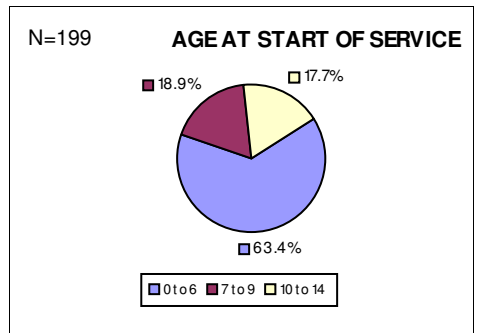
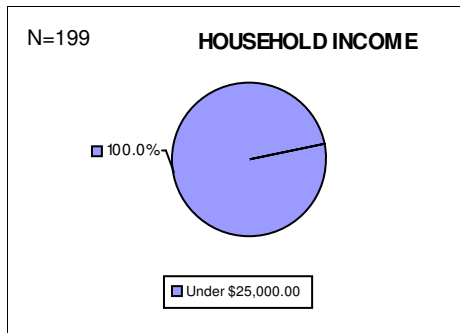
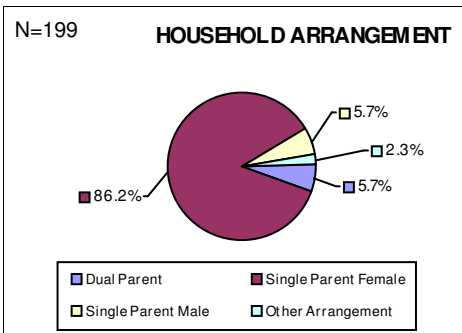
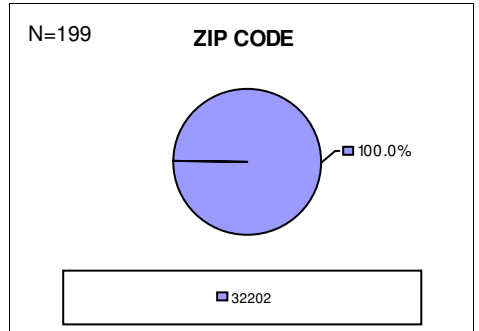
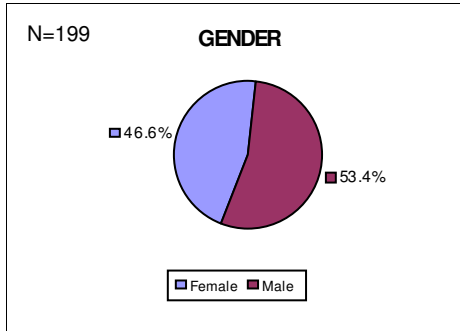
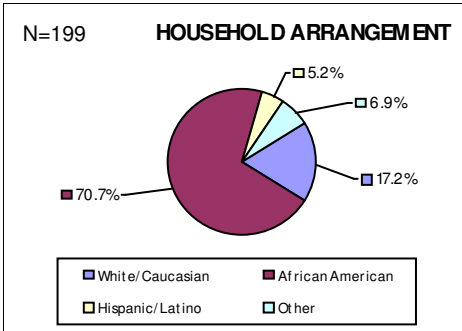
**Commission Allocation:** \$44,360.00

**Percent Funded By Commission:** 100.0%

**Total Number of Children Served:** 199



The Center provides developmental screening and comprehensive case management services to homeless children and their families. The program also provides primary health, mental health, dental and vision care.



## ***Analysis of Outcomes***

### ***Objective***

	<b>Met Y/N</b>	<b>Result</b>
1) 95% of children residing at the Center who are developmentally delayed will be linked to appropriate resources, such as Head Start or other initiatives for children at risk of academic failure.	Y	100%
2) 85% of parents residing at the Center will be trained to recognize normal childhood developmental milestones.	Y	100%
3) The Certified Teacher will maintain contact with the Duval County School representative for 90% of school age children residing at the Center in order to ascertain the overall academic challenges or strengths of resident children.	Y	100%
4) 90% of projected number of children will be served.	Y	100%

## **#13 Miscellaneous Programs**



# Duval County School Board, ATOSS SY2010/11

## Program Type Service Class: Out of School Suspension Center, Jacksonville Journey

**Total Program Budget:** \$1,067,423.00

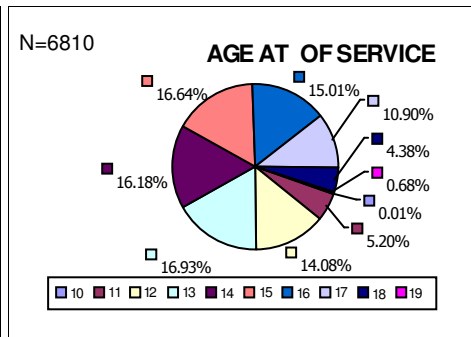
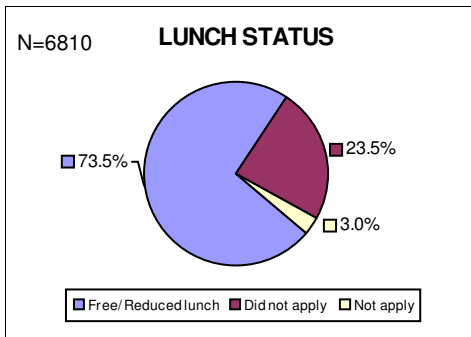
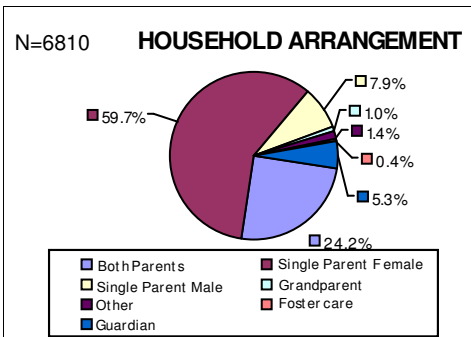
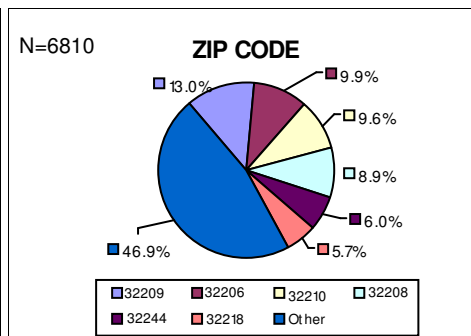
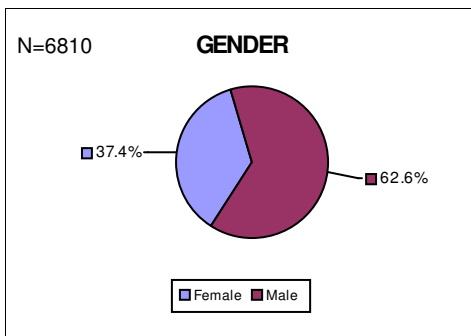
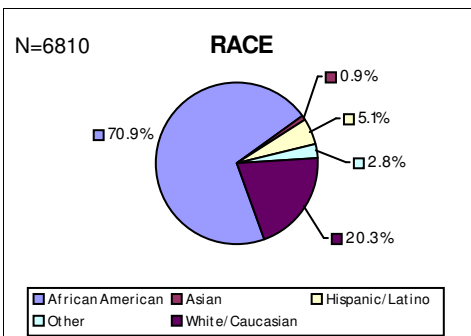
**Commission Allocation:** \$1,067,423.00

**Percent Funded By The Commission:** 100.0%

**Total Number of Children Served :** 6810



Alternative to Truancy and Out of School Suspension (ATOSS) is an out-of-school suspension and truancy program that provides comprehensive services that meet students' academic, behavioral, and conflict resolution needs. There are six Alternative to Truancy and Out of School Suspension (ATOSS) Centers across the city. Students are closely monitored and required to keep their school work current. In addition, centers serve all students picked up throughout the day for truancy. Alternative to Truancy and Out of School Suspension (ATOSS) participants can select from six centers covering each geographic location in the city. Three centers are housed in Duval County Public Schools - Frank H. Peterson Academies of Technology, Nathan B. Forrest High School, Southside Middle School, and three are housed in community-based locations - Beaches Boys & Girls Club, The Bridge of Northeast Florida and St. Paul Missionary Baptist Church.



## Analysis of Outcomes

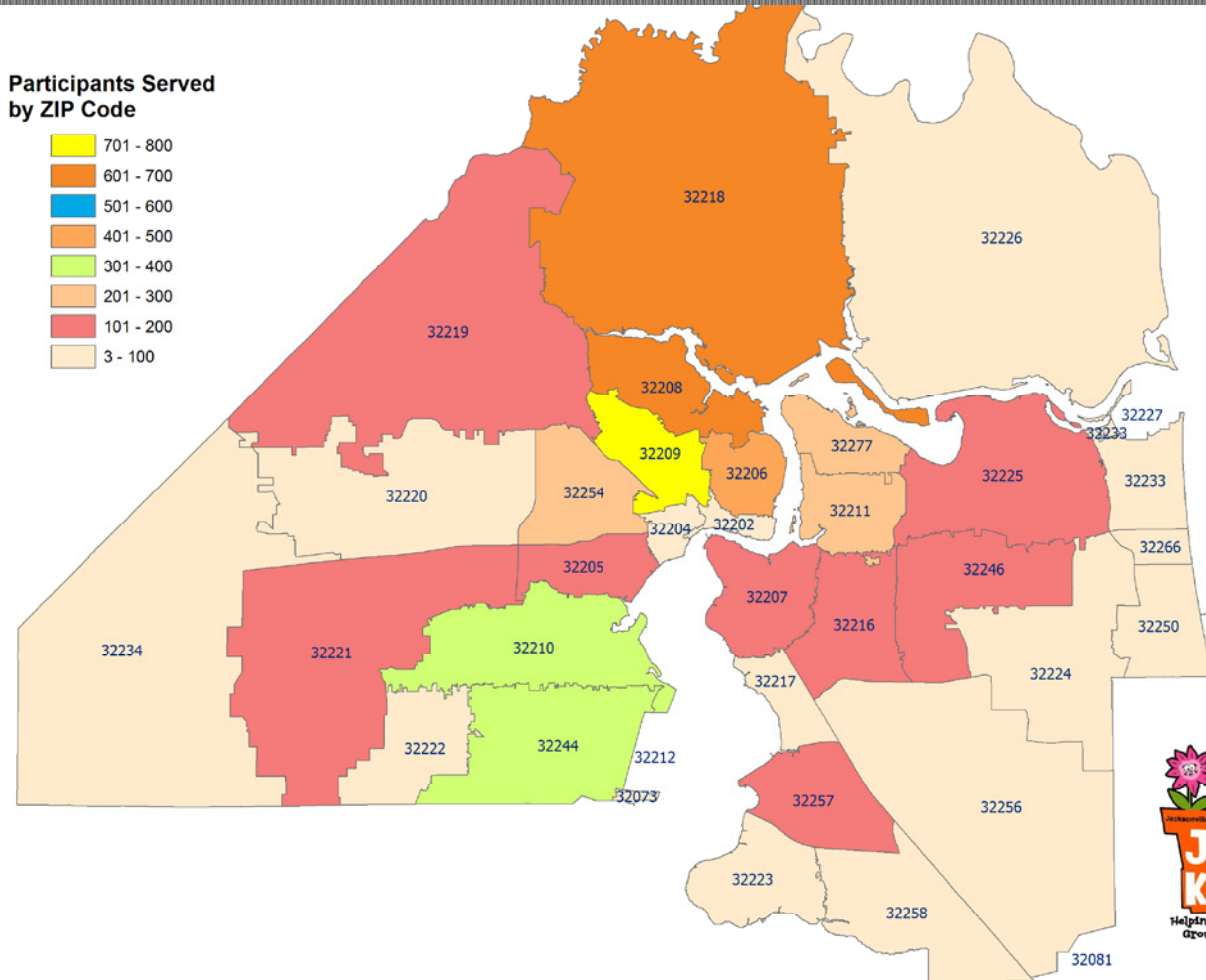
### Objective

**Met Y/N Result**

Objective	Met Y/N	Result
1) 85% of students attending Jacksonville journey ATOSS sites for 3 days or more will not received a serious (Class 3 or 4) referral/conduct violation.	Y	100%
2) 100% of students attending Jacksonville Journey ATOSS programs sites for 3 days or more will be free for physical harm and arrest during their enrolment in the program	Y	100%
3) The Out of School Suspension Sites will maintain 95% of their project ADA	N	64%
4) 90% of students attending Jacksonville Journey ATOSS sites for 3 days or more will be provided with academic and social support and will re-enter their referring school.	Y	100%

# Total Participants for Jacksonville Children's Commission Summer Camp by ZIP Code FY 2009-2010 \*

N=5,919



\* Map does not include unreported or unknown ZIP Codes or P.O. Boxes, which represents 2% of the total population served. Number reflects total number of participants served and does not limit the count to children served for 30 or 60 days or more.

# Summer Camp

## Program Type Service Class: Summer Camp

**Total Program Budget:** \$1,081,400.00

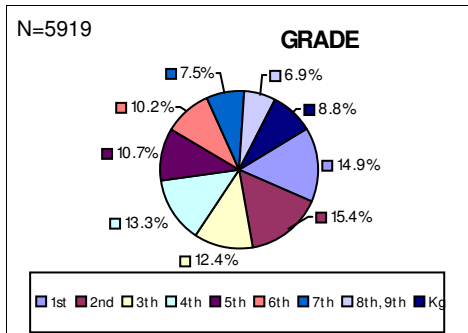
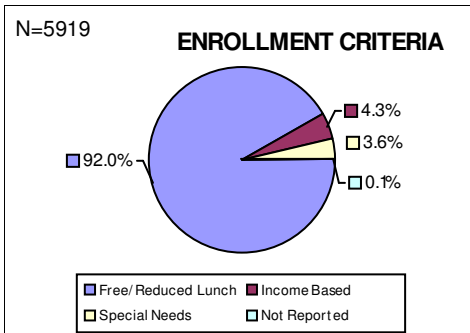
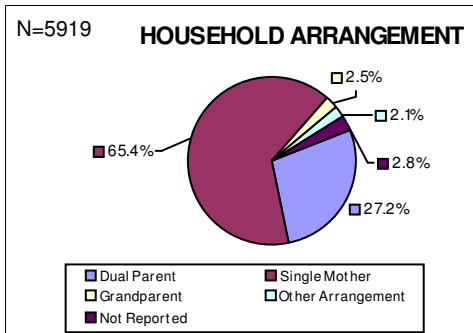
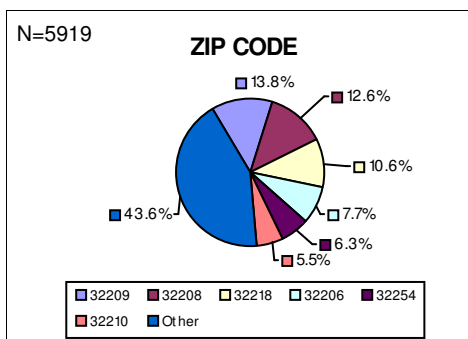
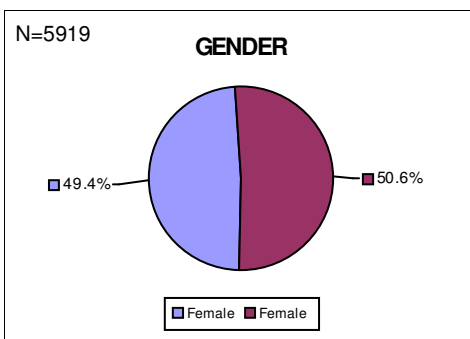
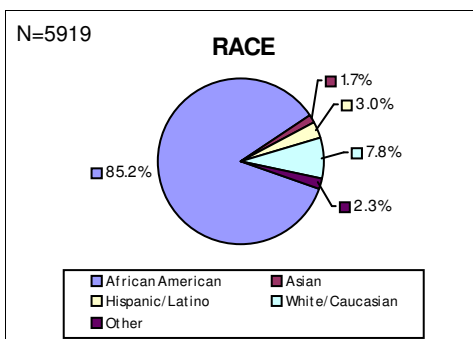
**Commission Allocation:** \$747,441.00

**Percent Funded By The Commission:** 69.1%

**Total Number of participants:** 5,919



This program provides academic and enrichment activities to at risk children for a 4 to 5 weeks period during the summer months. Last year, 25 organizations received Summer Camp funds. These dollars supported 82 Summer Camp sites for 5,919 low income children 5 to 15 years of age living in Duval County, Florida. These Neighborhoods based camps offers a mix of high quality activities focused on learning recreation. The demographic charts reveal that 65.4% of participants came from single mother households; 85.2% of children were African American; and 92% of children qualified through free or reduced lunch. Further, 56.4% of the Summer Camp sites were located in 32209, 32208, 32218, 32206, 32254 and 32210.



## Analysis of Outcomes

Objective	Met Y/N	Result
1) To ensure programs provide a safe and quality site for low-income and at-risk children, 5-15 years of age.	Y	100%
2) To ensure that funded summer camp sites provide quality academic programs with a literacy enrichment component.	Y	100%
3) To provide training and monitoring support to 100% of all summer camp sites, while conducting a minimum of two on-site visits over a 6-week period.	Y	100%

# **#14 Early Literacy Programs**

## ***Early Learning Coalition of Duval, Jacksonville Journey Early Learning Program***

### **Program Type Service Class: Early Learning Program – Jacksonville Early Learning Partnership**



**Total Program Budget:** \$2,000,000.00

**Commission Allocation:** \$2,000,000.00

**Percent Funded By Commission:** 100.0%

**Total Number of Children Served 30+ Days:** 1416

This comprehensive program provides a team of early learning coaches in 40 early learning centers in Health Zone One (a geographical area where the population is at high risk for poor health outcomes). The early learning centers receive technical assistance and coaching services to improve the school readiness of children. Services include support to the directors in leadership development, one-to-one support in the classrooms for early learning teachers regarding environment, curriculum, child assessment, professional development and early intervention for at-risk children. The director, staff and the families served by the centers, receive parent involvement information and coaching to provide comprehensive support for children. Children identified as needing additional support in social or emotional areas are provided one-to-one interventions in the classroom and/or in the home by a mental health therapist.

### ***Analysis of Outcomes***

<b>Objective</b>	<b>Met Y/N</b>	<b>Result</b>
1) At least 60% of Jacksonville Journey program centers will increase their star rating by one star level on Guiding Stars of Duval, a quality rating system for early learning centers.	N	38%
2) "School readiness children" (children enrolled with subsidized tuition) in Jacksonville Journey Program centers will measure "ready for kindergarten" on Florida Kindergarten Readiness Screener (F.L.K.R.S.), (E.C.H.O.S.).	Y	89%
3) "School readiness children" (children enrolled with subsidized tuition) in Jacksonville Journey Program centers will measure "ready for kindergarten" on Florida Kindergarten Readiness Screener (F.L.K.R.S.), (F.A.I.R. - K).	Y	66%
4) Children that attend the Jacksonville Journey Program centers will demonstrate positive readiness outcomes as measure by the Bracken Basic Concept Scale – Third Edition: Receptive (preschool scores were categorized as average or better).	Y	80%
5) Children that attend the Jacksonville Journey Program centers will demonstrate positive readiness outcomes as measure by the by the Bracken Basic Concept Scale – Third Edition: Receptive (prekindergarten scores were categorized as average or better).	Y	96%
6) 85% of clients will improve their social emotional functioning as evidenced by the Achenbach Child Behavior Checklist 1.5-5 (CBCL) pre/post assessment.	Y	92.3%
7) Children enrolled in the Jacksonville Journey centers will demonstrate significant and meaningful gains in early reading achievement as measured by the Florida Kindergarten Readiness Screener (F.L.K.R.S.), (E.C.H.O.S.).	Y	94%
8) Children enrolled in the Jacksonville Journey centers will demonstrate significant and meaningful gains in early reading achievement as measured by the Florida Kindergarten Readiness Screener (F.L.K.R.S.), (F.A.I.R. - K).	Y	62%
9) Prekindergarten children enrolled in Journey Early Learning centers will demonstrate significant and meaningful gains in early reading achievement.	Y	82%

\*Further explanation of program outcomes are outlined in the Jacksonville Journey Early Learning Program – Evaluation Report – Fall 2011, prepared by the Florida Institute of Education at the University of North Florida.

## ***Episcopal Children's Services, Jacksonville Early Learning Program*** **Program Type Service Class: Early Learning**

**Total Program Budget:** \$1,687,379.00

**Commission Allocation:** \$1,687,379.00

**Percent Funded By Commission:** 100.0%

**Total Number of Children Served 30+ Days:** 4280



This comprehensive program provides a team of early learning coaches in 70 centers throughout Duval County to improve school readiness of children. The coaches provide intensive quality support services to improve the learning environment, curriculum implementation, identification of at-risk children and professional development for the directors and classroom teachers. The resources are provided on-site in the classrooms and in training sessions. The goal of the program is provide technical assistance to increase quality and earn the highest possible ratings scores in the Guiding Stars of Duval (GSOD) rating system.

### ***Analysis of Outcomes***

<b>Objective</b>	<b>Met Y/N</b>	<b>Result</b>
1) 75% of centers exited in the Spring of 2011 will improve by one star in Domains 1 – Learning Environment of the GSOD rating improvement system as measure by 50% of the classrooms evaluated on the ITERS and ECERS.	N	73%
2) 75% of the centers exited in the Spring of 2011 will improve by 2 stars or remain at the highest star level in Domain 4- Curriculum of the GSOD rating improvement.	Y	100%
3) 75% of the students enrolled in the ECS CDA Plus courses will complete the course work and requirements for the national CDA credential.	Y	94%
4) 50% of the centers exiting will receive an overall 3 star or higher rating thereby increasing the number of quality early learning programs as measured by GSOD rating improvement system.	Y	87%
5) The children enrolled in the GSOD rating improvement system childcare centers will demonstrate significant gains in school readiness and early literacy as measured by the Test of Preschool Early Learning (TOPEL).	Y	87%
6) The children enrolled in the GSOD rating improvement system childcare centers will demonstrate significant gains in school readiness and early literacy as measured by the Brackens Basic Concept Scale -Third Edition: Receptive (BBCS-3:R).	Y	86%
7) The children enrolled in the GSOD rating improvement system childcare centers will demonstrate significant gains in school readiness and early literacy as measured by the Preschool Word Print Awareness: Print Concepts (PWPA).	Y	77%

\*Further explanation of program outcomes are outlined in the Early Learning Coalition of Duval Report 2010- 2011, prepared by the Florida Institute of Education at the University of North Florida.

***Jacksonville Urban League, Early Literacy Program***  
**Program Type Service Class: Early Learning Program – Jacksonville**  
**Early Literacy Partnership**



**Total Program Budget:** \$281,237.00

**Commission Allocation:** \$200,000.00

**Percent Funded By Commission:** 71.1%

**Total Number of Children Served 30+ Days:** 780

This program provides literacy coaching services to 42 Head Start classrooms. Teachers in these classrooms are visited on a regular basis by a coach and receive instructional support and resources to provide a literacy-rich environment to increase school readiness outcomes. The program provides an Annual Family Literacy Day which is held at the beginning of the school year. This activity is used to engage parents in various literacy activities that encourage their involvement throughout the school year. Additionally, coaches provide literacy involvement training to parents throughout the year.

***Analysis of Outcomes***

<b>Objective</b>	<b>Met Y/N</b>	<b>Result</b>
1) 70% of prekindergarten children enrolled in the program will demonstrate significant and meaningful gains in early learning achievements as measured by the Test of Preschool Early Learning (TOPEL).	Y	78%
2) 70% of prekindergarten children enrolled in the program will demonstrate significant and meaningful gains in early learning achievements as measured by the Preschool Word Print Awareness (PWPA).	Y	68%
3) 70% of prekindergarten children enrolled in the program will demonstrate positive readiness outcomes as measured by the Brackens Basic Concept Scale -Third Edition: Receptive (BBCS-3:R).	Y	85%

\*Further explanation of program outcomes are outlined in the Jacksonville Urban League Head Start Report – 2010- 2011, prepared by the Florida Institute of Education at the University of North Florida.

***United Way Of NE Florida, Born Learning***  
**Program Type Service Class: Early Learning Program – Jacksonville**  
**Early Learning Partnership**



**Total Program Budget:** \$90,350.00

**Commission Allocation:** \$40,000.00

**Percent Funded By Commission:** 44.3%

**Total Number of Children Served 30+ Days:** 2325

This parenting program is conducted using 45 minute interactive, facilitated sessions that occur in community settings. Born Learning education materials and sessions are designed to empower parents and care-givers to stimulate their preschool children’s development through conversation, playing games and providing love and support. The session topics are Learning on the Go, Playing Games, Every Day Activities for Dads, Fun with Food and Fitness, Ages and Stages and Effective Discipline.

***Analysis of Outcomes***

<b><i>Objective</i></b>	<b><i>Met Y/N</i></b>	<b><i>Result</i></b>
1) 90% of the participants surveyed will indicate they agree that children are born learning (children have the ability to learn beginning in infancy). Results based on a survey provided to participants following the training.	Y	98%
2) 95% of participants surveyed will agree that every moment can be a teaching moment with their preschool child. Results based on a survey provided to participants following the training.	Y	97%
3) 90% of the participants surveyed will agree that children learn through play. Results based on a survey provided to participants following the training.	Y	97%





1095 A. Philip Randolph Blvd. | Jacksonville, FL 32206  
Phone (904) 630-3647 | Fax (904) 630-4983

[www.JaxKids.net](http://www.JaxKids.net)



Jacksonville  
Children's  
Commission

Helping Jacksonville Grow Great Kids

